



Fiscal 2024 Annual Report

**Northern Technologies
International Corporation**

- Notice of 2025 Annual Meeting
- Proxy Statement
- Annual Report on Form 10-K - August 31, 2024

Our Mission:

Our business model of commercializing clean and green technologies depends heavily on the talents, perseverance, and integrity of both our employees and our worldwide federation of joint venture partners. We believe that our responsibilities are first to our worldwide customers, then to our people, next to our communities, and finally to our shareholders. Therefore, we must:

- *Exercise honor, humanity, and disciplined management in our actions.*
- *See a unified world through the global perspectives of our people.*
- *Ensure that the environment becomes a better place because of what we do.*
- *Invest continuously in our future.*

Our Environment:

NTIC uses advanced technologies to care for the world we live in, give back to society, and strive to set an example for environmental leadership and responsibility.

At NTIC, we believe that there is no alternative to doing environmentally sustainable business while working to grow the bottom line.

We encourage our employees, joint venture partners, distributors, affiliates, and suppliers to carry out our environmental commitments at the individual level through:

- *Environmentally responsible business practices.*
- *Advanced R&D processes that promote the use of environmentally responsible raw materials.*
- *Selecting components and manufacturing processes that reduce waste and impact on the environment.*
- *Raising awareness about our technologies and how they can help solve current environmental challenges.*
- *Each NTIC employee is expected to practice an individual commitment to sustainability and environmental responsibility in the workplace.*

Through our commitments to lessen our environmental footprint and our advanced technologies, which allow others to practice sustainability, we have the power to benefit ourselves as individuals, our federation of NTIC joint ventures, and our environment for many generations to come.

Our Technology Platforms:

ZERUST[®]  **EXCOR[®]**

Zerust[®]
OIL & GAS

Natur-Tec[®]

ZERUST[®]/EXCOR[®] manufactures and markets corrosion-inhibiting technologies that provide customers with advanced solutions for corrosion across their production facilities and supply chains. The technology uses proprietary chemical systems to create invisible molecular corrosion shields on metal surfaces. The ZERUST[®]/EXCOR[®] teams support clients globally in a broad range of industries, including automotive, electrical, electronic, medical, machine fabrications, steel production, military, and marine. ZERUST[®]/EXCOR[®] products and services allow customers to achieve substantial cost savings as well as reduce the negative environmental impact caused by traditional corrosion prevention methods and the waste caused by the corrosion of metal assets.

Zerust[®] Oil & Gas provides advanced corrosion control technologies and services to the petrochemical industry. Zerust[®] Oil & Gas products and services utilize Zerust[®] proprietary corrosion inhibitors in combination with advanced cathodic protection systems to dramatically enhance the corrosion protection of capital assets. These assets include above-ground storage tanks, various pieces of process equipment, buried and submerged pipelines, mothballed large capital equipment, pipeline flanges, valves, and welded joints. Zerust[®] Oil & Gas technologies are currently implemented in refineries, offshore oil rigs, tank farms, and retail gas stations in several countries.

Natur-Tec[®] engineers and manufactures biobased and biodegradable plastic resins intended to replace conventional, petroleum-based plastics. Natur-Tec[®] has a broad bioplastics portfolio which spans flexible film, foam, rigid injection molded materials, and engineered plastics. These applications allow for the production of 100% certified compostable finished products, such as bags, food service products, and product packaging. Natur-Tec[®] products are renewable, resource-based, and do not contain conventional plastic materials. Natur-Tec[®] products provide sustainable alternatives to conventional plastics and enable the industry and consumers to move closer to a carbon-neutral footprint.

To the Stockholders of Northern Technologies International Corporation (NTIC),

Record net sales for fiscal 2024 show the efficacy of our multi-year growth strategies, as well as NTIC's leadership position in both our traditional and emerging markets. Furthermore, over the past 10 years, Natur-Tec® and ZERUST® Oil & Gas net sales have achieved compound annual growth rates (CAGR) of 22.1% and 18.4%, respectively, compared to the 9.3% CAGR of our established ZERUST® industrial business. Therefore, in pursuing growth opportunities within the global oil and gas and compostable plastics markets, we believe we have laid a strong foundation for sustained sales growth and expanded profitability for many years to come.

The transformation in our sales mix has had a profound benefit on our business, as our annual gross profit has increased 274% from \$9.0 million in fiscal 2014 to \$33.8 million in fiscal 2024. In addition, our gross margin expanded by 610 basis points over this period to 39.7% for the year ended August 31, 2024, due in large part to the continued successful execution of quality system improvement initiatives over the past two years.

Increased sales of ZERUST® Oil & Gas and Natur-Tec® products, which carry higher gross margins, drove a \$6.0 million, or 21.5%, year-over-year increase in gross profit for fiscal 2024. This larger gross profit, in turn, offset a \$2.2 million reduction in joint venture operating income.

In addition to supporting higher levels of profitability, growth in Natur-Tec® and ZERUST® Oil & Gas sales have compensated for the market environment facing our established ZERUST® industrial business, which is more sensitive to global economic forces. During fiscal 2024, sales of our core ZERUST® industrial solutions were challenged by tougher economic conditions in both Europe and China. In the European market, our joint ventures were impacted by higher energy prices, declines in German automotive production, and other regional economic pressures that affected sales and profitability. Additionally, the growth rate of the Chinese economy continued to slow during our fiscal year as the Chinese market addresses challenges associated with a domestic real estate market crisis and weaker consumer and business confidence. We are cautiously optimistic that recent stimulus programs announced by the Chinese government will improve economic activity in China, as well as the surrounding region.

Total net sales for fiscal 2024 by our joint ventures, which we do not consolidate in our financial statements, decreased 4.7% to \$95.9 million compared to fiscal 2023 and produced joint venture operating income of \$9.5 million. The \$2.2 million year-over-year decrease in joint venture operating income was primarily due to a one-time gain of \$2.0 million coming from the liquidation of the Company's former joint venture in China that was recorded during the fourth quarter of fiscal 2023, as well as lower net income at NTIC's joint venture in Germany and was partially offset by increases in income at other joint ventures.

Despite challenging economic conditions in the Chinese market, net sales by our wholly owned NTIC China subsidiary increased year-over-year by 5.8% to \$14.2 million for fiscal 2024, as opposed to a 14.5% year-over-year decline in fiscal 2023. Throughout fiscal 2024, sales trends in this geography stabilized and NTIC China experienced three consecutive quarters of year-over-year sales growth. We remain cautiously optimistic that demand in China will improve in fiscal 2025, helping to support higher incremental sales and profitability in this market. We remain committed to the long-term opportunities the Chinese market promises to provide our industrial and bioplastics segments, and we continue to take steps to enhance our operations in this geography because we believe China will likely become a significant geographic market for us in the future.

Investments

Throughout fiscal 2024, we made a number of strategic investments across several parts of our business in order to capitalize on current and expected growth opportunities. In India, we consolidated three separate Natur-Tec® warehouses along with additional manufacturing capacity into a single, larger facility to support Natur-Tec® sales growth in the region. Sales in Brazil have nearly doubled since fiscal 2019, so we are adding a facility to support

growth opportunities in that country, as well as in the broader region. We also continue to invest in our domestic operations as demonstrated by the new Circle Pines, Minnesota facility that came online in fiscal 2024. At this location, we have been able to insource manufacturing processes that were previously outsourced as part of our efforts to improve gross margin. We expect these strategic investments to support growth and enhance profitability in fiscal 2025 and beyond.

Net income attributable to NTIC for fiscal 2024 was \$5.4 million, or \$0.55 per diluted share, up from \$2.9 million, or \$0.30 per diluted share, for fiscal 2023. The 85.7% increase was due to higher ZERUST® Oil & Gas and Natur-Tec® sales, gross margin expansion, and continual efforts to manage operating expenses.

Overall, our financial position remains strong, which provides us with the flexibility to make strategic investments in our operations, improve efficiencies, and accelerate sales growth across our global footprint. We ended fiscal 2024 with \$23.7 million in working capital, including \$5.0 million in cash and cash equivalents. On August 31, 2024, we also had \$25.4 million of investments in joint ventures, of which nearly \$14.1 million was cash, with the remaining balance mostly being working capital.

Our strong financial position provides us with the flexibility to allocate capital to support our growth initiatives, while maintaining our quarterly dividend program. During fiscal 2024, NTIC declared cash dividends of \$0.28 per share, the same amount of cash dividends we declared for the prior fiscal year. Over the course of fiscal 2025, we plan to allocate free cash flow to support our current dividend payment and pay down the balance of our revolving line of credit.

ZERUST® Industrial Corrosion Prevention

ZERUST® industrial sales were \$53.9 million for fiscal 2024 and in line with sales last fiscal year. NTIC China and NTIC India experienced positive ZERUST® industrial sales growth in fiscal 2024, offsetting weaker trends in our North American markets. As we look to fiscal 2025, we remain committed to providing our customers with leading corrosion prevention solutions and technical advice. We will continue supporting our customers' global supply chains as we develop additional opportunities to enhance our capabilities and technologies. We anticipate that fiscal 2025 sales will benefit from continued growth at NTIC China and NTIC India and stable North American demand.

ZERUST® in the Oil & Gas Industry

As expected, fiscal 2024 was a record year for ZERUST® Oil & Gas, with sales increasing 18.3% to \$9.2 million, as a result of expanding relationships with existing customers and greater adoption within the industry. In addition, we continue to make strategic investments to enhance our sales and marketing organization and to support our product development efforts. Customers all around the world have successfully deployed our VCI technologies to provide cost-effective solutions to protect various assets, including aboveground storage tanks, pipelines, offshore platforms, and other types of oil and gas equipment and spare parts. While we expect seasonal ordering patterns to drive quarterly fluctuations, we believe we are well positioned for compelling growth in this sector in fiscal 2025 and beyond.

Natur-Tec® Bioplastics

Growth for our Natur-Tec® business accelerated in fiscal 2024, supported by the growing adoption of compostable plastics globally. In fiscal 2024, Natur-Tec® sales increased 20.9% year-over-year to a record \$22.0 million and have increased 100% over the past three fiscal years, reflecting a significant rebound since the COVID-19 pandemic. We continue to see growing market demand for new applications of certified compostable plastic products and resin compounds, as well as increasing interest in commercial and municipal programs that use certified compostable plastics as alternatives to conventional plastics. As a result, we believe we are well positioned for long-term sustainable growth within our Natur-Tec® bioplastics business and believe NTIC will achieve another year of record Natur-Tec® sales in fiscal 2025.

Closing

Fiscal 2024 was a transformative year of record sales, expanded profitability, and continued strategic investments. Our operating platform has strengthened significantly over the past two years, supporting additional opportunities to increase the value we provide for existing customers and support new customer relationships across our global markets. While we expect the economic environment to remain fluid, we anticipate fiscal 2025 will bring further sales growth and improved profitability.

I want to acknowledge the hard work and dedication of our global team of both employees and joint venture partners. Our recent success and the opportunities we are pursuing to drive value for our shareholders in the future are a direct result of their efforts.

Sincerely,

A handwritten signature in black ink that reads "G. Patrick Lynch". The signature is fluid and cursive, with the first letter of each name being capitalized and prominent.

G. Patrick Lynch
President & CEO, NTIC



G. Patrick Lynch



**NORTHERN TECHNOLOGIES INTERNATIONAL CORPORATION
NOTICE OF ANNUAL MEETING OF STOCKHOLDERS**

January 17, 2025

The Annual Meeting of Stockholders of Northern Technologies International Corporation, a Delaware corporation, will be held at our corporate executive offices located at 4201 Woodland Road, Circle Pines, Minnesota 55014, beginning at 8:00 a.m., Central Standard Time, on Friday, January 17, 2025, for the following purposes:

1. To elect eight persons to serve as directors until our next annual meeting of stockholders or until their respective successors are elected and qualified.
2. To approve, on an advisory basis, the compensation of our named executive officers, as disclosed in the accompanying proxy statement.
3. To ratify the appointment of Baker Tilly US, LLP as our independent registered public accounting firm for the fiscal year ending August 31, 2025.
4. To transact such other business as may properly come before the meeting or any adjournment of the meeting.

Only those stockholders of record at the close of business on November 19, 2024 will be entitled to notice of, and to vote at, the meeting and any adjournments thereof. A stockholder list will be available at our corporate offices beginning January 7, 2025 during normal business hours for examination by any stockholder registered on NTIC's stock ledger as of the record date, November 19, 2024, for any purpose germane to the Annual Meeting.

By Order of the Board of Directors,

A handwritten signature in black ink, appearing to read "Matthew C. Wolsfeld", written over a light blue horizontal line.

Matthew C. Wolsfeld
Corporate Secretary

December 2, 2024
Circle Pines, Minnesota

Important: Whether or not you expect to attend the meeting in person, please vote by the Internet or telephone, or request a paper proxy card to sign, date and return by mail so that your shares may be voted. A prompt response is helpful and your cooperation is appreciated.

[Page intentionally left blank]

TABLE OF CONTENTS

	<u>Page</u>
PROXY STATEMENT SUMMARY	3
GENERAL INFORMATION ABOUT THE ANNUAL MEETING AND VOTING	14
Date, Time, Place and Purposes of Meeting	14
Who Can Vote	14
How You Can Vote	14
How Does the Board Recommend that You Vote	16
How You May Change Your Vote or Revoke Your Proxy	16
Quorum Requirement	16
Vote Required	16
Other Business	18
Procedures at the Annual Meeting	18
Householding of Annual Meeting Materials	18
Proxy Solicitation Costs	18
PROPOSAL ONE—ELECTION OF DIRECTORS	19
Number of Directors	19
Nominees for Director	19
Information about Current Directors and Board Nominees	19
Additional Information about Current Directors and Board Nominees	20
Board Recommendation	23
PROPOSAL TWO—ADVISORY VOTE ON EXECUTIVE COMPENSATION	24
Introduction	24
Board Recommendation	25
PROPOSAL THREE—RATIFICATION OF APPOINTMENT OF INDEPENDENT REGISTERED PUBLIC ACCOUNTING FIRM	26
Appointment of Independent Registered Public Accounting Firm	26
Audit, Audit-Related, Tax and Other Fees	26
Audit Committee Pre-Approval Policies and Procedures	27
Board Recommendation	27
STOCK OWNERSHIP	28
Beneficial Ownership of Significant Stockholders and Management	28
Stock Ownership Guidelines	30
Securities Authorized for Issuance Under Equity Compensation Plans	30
Delinquent Section 16(a) Reports	31
CORPORATE GOVERNANCE	32
Governance Best Practices	32
Corporate Governance Guidelines	33
Board Leadership Structure	33
Director Independence	34
Board Meetings and Attendance	34
Board Committees	34
Audit Committee	34
Compensation Committee	36
Nominating and Corporate Governance Committee	38
Director Nominations Process	39
Board Diversity Matrix	41
Board Oversight of Risk	41
Board Oversight of Strategy	42

Board and Board Committee Evaluations	42
Code of Ethics	42
No Political Contributions.....	42
Policy Regarding Director Attendance at Annual Meetings of Stockholders	43
Complaint Procedures.....	43
Stockholder Engagement.....	43
Process Regarding Stockholder Communications with Board of Directors.....	44
DIRECTOR COMPENSATION	45
Summary of Cash and Other Compensation	45
Non-Employee Director Compensation Program.....	46
Consulting Agreement.....	47
EXECUTIVE COMPENSATION	48
Compensation Review	48
Summary of Cash and Other Compensation	58
Outstanding Equity Awards at Fiscal Year End.....	59
Option Exercises for Fiscal 2024.....	60
Stock Incentive Plans.....	60
Post-Termination Severance and Change in Control Arrangements.....	62
Pay Versus Performance Disclosure.....	65
Compensation Committee Interlocks and Insider Participation	70
RELATED PERSON RELATIONSHIPS AND TRANSACTIONS	71
Introduction	71
Procedures Regarding Approval of Related Party Transactions	71
Description of Related Party Transactions	72
STOCKHOLDER PROPOSALS AND DIRECTOR NOMINATIONS FOR 2026 ANNUAL MEETING OF STOCKHOLDERS.....	73
FISCAL 2024 ANNUAL REPORT.....	73

References in this proxy statement to:

- “NTIC,” “we,” “us,” “our,” or the “Company” refer to Northern Technologies International Corporation;
- “Board” refer to the Board of Directors of NTIC;
- “Annual Meeting” refer to our 2025 Annual Meeting of Stockholders; and
- “Fiscal 2024 Annual Report” or “Fiscal 2024 Annual Report to Stockholders” refer to our Annual Report to Stockholders for fiscal 2024, including our Annual Report on Form 10-K for the year ended August 31, 2024, being made available together with this proxy statement.

Information on our website and any other website referenced herein is not incorporated by reference into, and does not constitute a part of, this proxy statement.

™ and ® denote trademarks and registered trademarks of Northern Technologies International Corporation or our affiliates, registered as indicated in the United States. All other trademarks and trade names referred to in this proxy statement are the property of their respective owners.

We intend to make this proxy statement and our Fiscal 2024 Annual Report available on the Internet and to commence mailing of the notice to all stockholders entitled to vote at the Annual Meeting beginning on or about December 2, 2024. We will mail paper copies of these materials, together with a proxy card, within three business days of a request properly made by a stockholder entitled to vote at the 2025 Annual Meeting of Stockholders.

PROXY STATEMENT SUMMARY

This executive summary provides an overview of the information included in this proxy statement. We recommend that you review the entire proxy statement and our Fiscal 2024 Annual Report to Stockholders before voting.

2025 ANNUAL MEETING OF STOCKHOLDERS

DATE AND TIME

Friday, January 17, 2025
8:00 a.m. (Central Time)

LOCATION

4201 Woodland Road
Circle Pines, MN 55014

RECORD DATE

November 19, 2024

Proposal	Board's Vote Recommendation	Page
Proposal No. 1: Election of directors	FOR	19
Proposal No. 2: Advisory vote on executive compensation	FOR	24
Proposal No. 3: Ratification of appointment of independent registered public accounting firm	FOR	26

Holders of record of our common stock at the close of business on November 19, 2024 are entitled to notice of, to attend, and to vote at the 2025 Annual Meeting of Stockholders or any continuation, postponement, or adjournment thereof.

On or about December 2, 2024, we expect to begin mailing a Notice of Internet Availability of Proxy Materials to stockholders of record as of November 19, 2024 and post our proxy materials on the website referenced in the Notice of Internet Availability of Proxy Materials (www.proxyvote.com).

IMPORTANT NOTICE REGARDING THE AVAILABILITY OF PROXY MATERIALS FOR THE ANNUAL MEETING OF STOCKHOLDERS TO BE HELD ON JANUARY 17, 2025

This proxy statement and our Fiscal 2024 Annual Report to Stockholders are available on the Internet, free of charge, at www.proxyvote.com. On this website, you will be able to access this proxy statement, our Fiscal 2024 Annual Report to Stockholders, and any amendments or supplements to these materials that are required to be furnished to stockholders. We encourage you to access and review all of the important information contained in the proxy materials before voting.

FISCAL 2024 BUSINESS HIGHLIGHTS

Below are highlights of our financial, operational and strategic achievements during fiscal 2024.

FINANCIAL

Net Sales	Our net sales increased 6.5% to a record \$85.1 million during fiscal 2024 compared to fiscal 2023 primarily due to increased sales and demand for Natur-Tec® and ZERUST® Oil & Gas products and showing the efficacy of our multi-year growth strategies, as well as our leadership position in both our traditional and emerging markets. Over the past 10 years, Natur-Tec® and ZERUST® Oil & Gas net sales have achieved compound annual growth rates (CAGR) of 22.1% and 18.4%, respectively, compared to the 9.3% CAGR of our established ZERUST® industrial business.
Gross Profit as a Percentage of Net Sales	Our gross profit as a percentage of net sales increased 490 basis points to 39.7% over fiscal 2023.
Quarterly Cash Dividends	We paid a quarterly cash dividend of \$0.07 per share during each quarter of fiscal 2024.

OPERATIONAL

15 Joint Ventures	Our 15 active joint ventures provide us with access to global markets with an annual global market potential estimated at \$500 million.
11 Operating Subsidiaries	We maintain 11 wholly or majority-owned operating subsidiaries in North America, South America, Europe and Asia.
Over 65 Countries	Our network of joint ventures and subsidiaries allows us to operate in over 65 countries worldwide, allowing us reach customers globally.

STRATEGIC

Industrial Manufacturing Industry	ZERUST® rust and corrosion inhibiting packaging solutions resolve corrosion problems while reducing operating costs, increasing productivity and enhancing customer satisfaction. During fiscal 2024, ZERUST® industrial sales decreased by 0.1% compared to fiscal 2023 as a result of a slightly decreased demand for North American products.
Oil and Gas Industry	Our global network of trained corrosion management professionals and channel partners help us develop specialized corrosion mitigation solutions for the oil and gas industry, provide local support, and conduct client training. ZERUST® Oil & Gas net sales increased 18.3% during fiscal 2024 compared to fiscal 2023 to a record \$9.2 million primarily due to increased demand.
Bioplastics Industry	Our Natur-Tec® biobased and compostable plastics are manufactured using NTIC's patented and/or proprietary technologies and are intended to replace conventional plastics and thereby reduce our customers' carbon footprint and provide environmentally sound waste disposal options. Sales of our Natur-Tec® products increased by 20.9% during fiscal 2024 compared to fiscal 2023 to a record \$22.0 million due to increased global demand.

CORPORATE GOVERNANCE HIGHLIGHTS

- ✓ Annual election of directors
- ✓ Majority of independent directors
- ✓ Independent Board Chairman
- ✓ Three fully independent Board committees
- ✓ Corporate governance guidelines
- ✓ Annual review of governance documents
- ✓ Stock ownership guidelines for executive officers and directors
- ✓ Recent Board refreshment efforts
- ✓ 100% Board meeting attendance by directors
- ✓ No poison pill
- ✓ Annual say-on-pay vote
- ✓ Robust clawback policy
- ✓ No guaranteed bonuses or significant perks
- ✓ Limits on board memberships held

STOCKHOLDER ENGAGEMENT

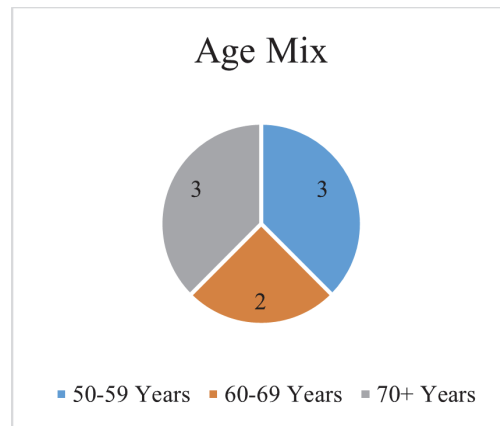
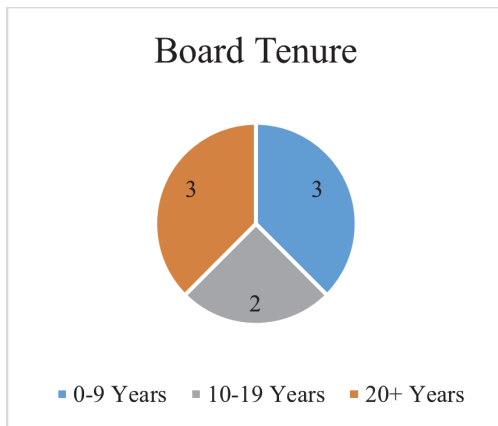
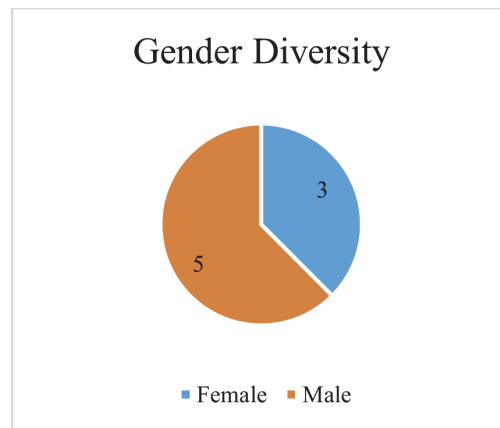
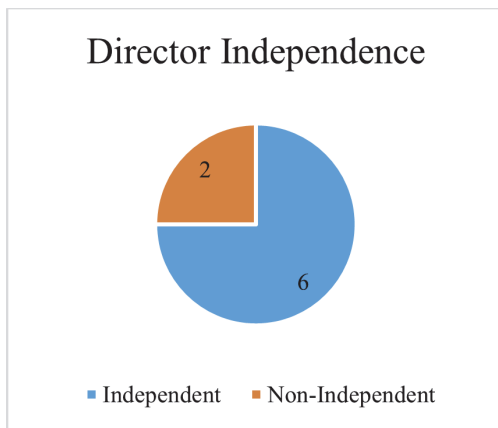
We are committed to a robust and proactive stockholder engagement program. The Board of Directors values the perspectives of our stockholders, and feedback from stockholders on our business, corporate governance, executive compensation, and sustainability practices are important considerations for Board discussions throughout the year. Some of the actions we have taken in response to feedback from proxy advisory firms and stockholders over the last several years are described below.

What We Heard	What We Did
Encourage Board refreshment	We added Cristina Pinho to our Board in January 2023 and rotated our Compensation Committee and Nominating and Corporate Governance Committee Chairs in November 2024.
Increase Board gender diversity	With the addition of Ms. Pinho to our Board, three of our eight directors are female.
Increase stockholder influence over director elections	We adopted a “plurality plus” vote standard for uncontested director elections, with a director resignation policy, instead of a simple plurality vote standard.
Align long-term incentives	We extended the vesting of our annual stock option grants to three-year vesting in response to a concern raised by one of our institutional stockholders.
Increase visibility of Environmental, Social and Governance (“ESG”) principles	We adopted a Health, Safety and Environment Policy and Human Rights Policy to formalize our approach and further our goals with respect to these matters, as described below. We also added an ESG section to our investor relations website to increase visibility of our ESG efforts.
Ensure the recovery of incentive compensation based on incorrect calculations or egregious behavior	We adopted a robust, Nasdaq-compliant clawback policy which applies not only to financial restatements, but also if a financial metric used to determine the vesting or payment of compensation was calculated incorrectly or if an executive engages in egregious conduct that is substantially detrimental to NTIC.
Align the interests of executive officers and directors with those of stockholders	We adopted stock ownership guidelines applicable to our executive officers and directors to ensure that their interests would be closely aligned with those of our stockholders.

BOARD OF DIRECTORS COMPOSITION AND DIVERSITY

The Board of Directors understands the importance of adding diverse, experienced talent to the Board of Directors in order to establish an array of experience and strategic views. The Nominating and Corporate Governance Committee is committed to refreshment efforts to ensure that the composition of the Board of Directors and each of its committees encompasses a wide range of perspectives and knowledge.

All of our Board nominees collectively bring tremendous diversity to the Board. Each nominee is a strategic thinker and has varying, specialized experience in the areas relevant to NTIC and its businesses. Moreover, their collective experience covers a wide range of geographies and industries, and roles in academia, corporate governance and government. Our eight current directors range in age from 57 to 76; three of the eight directors are women; two are of Asian descent; one is of African descent; one is a citizen of Brazil, one is a citizen of the Republic of Korea and one is a citizen of Germany.



BOARD OF DIRECTORS NOMINEES

Below are the director nominees for election by stockholders at the 2025 Annual Meeting of Stockholders for a one-year term.

Director	Age	Serving Since	Independent
Nancy E. Calderon	65	2019	Yes
Sarah E. Kemp	58	2019	Yes
Sunggyu Lee, Ph.D.	72	2004	Yes
G. Patrick Lynch	57	2004	No
Ramani Narayan, Ph.D.	75	2004	No
Richard J. Nigon	76	2010	Yes
Cristina Pinho	66	2023	Yes
Konstantin von Falkenhausen	57	2012	Yes

The Board of Directors recommends a vote “**FOR**” each of these nominees.

COMMITTEE COMPOSITION

The Board of Directors maintains a standing Audit Committee, Compensation Committee, and Nominating and Corporate Governance Committee, each comprised of the following directors:

Director	Audit Committee	Compensation Committee	Nominating and Corporate Governance Committee
Nancy E. Calderon	Chair		•
Sarah E. Kemp		Chair	
Sunggyu Lee, Ph.D.		•	
G. Patrick Lynch			
Ramani Narayan, Ph.D.			
Richard J. Nigon	•	•	•
Cristina Pinho			•
Konstantin von Falkenhausen	•		Chair

KEY QUALIFICATIONS

The following are some key qualifications, skills and experiences of our directors.

Director	Leadership/ Management	Financial Expertise	International Experience	Prior Board Experience	Government Experience	Bioplastics Industry Experience
Nancy E. Calderon	•	•	•	•		
Sarah E. Kemp	•		•	•	•	
Sunggyu Lee, Ph.D.	•		•			
G. Patrick Lynch	•		•			
Ramani Narayan, Ph.D.	•		•		•	•
Richard J. Nigon	•	•		•		
Cristina Pinho	•		•	•	•	
Konstantin von Falkenhausen	•	•	•			

EXECUTIVE COMPENSATION PHILOSOPHY

Our guiding compensation philosophy is to maintain an executive compensation program that allows us to attract, retain, motivate and reward qualified and talented executives who will enable us to grow our business, achieve our annual, long-term and strategic goals and drive long-term stockholder value.

The following core principles provide a framework for our executive compensation program:

- Align interests of our executives with stockholder interests;
- Integrate compensation with our business plans and strategic goals;
- Link amount of compensation to both company and individual performance; and
- Provide fair and competitive compensation opportunities that attract and retain executives.

EXECUTIVE COMPENSATION BEST PRACTICES

Our compensation practices include many best practices that support our executive compensation objectives and principles and benefit our stockholders.

What We Do	What We Don't Do
<ul style="list-style-type: none">• Emphasize pay for performance• Structure our executive compensation so a significant portion of pay is at risk• Structure our executive compensation so a significant portion is paid in equity• Maintain competitive pay packages• Maintain robust clawback policy• Hold an annual say-on-pay vote• Maintain stock ownership guidelines	<ul style="list-style-type: none">• No guaranteed salary increases or bonuses• No repricing of stock options unless approved by stockholders• No pledging of NTIC securities, unless certain criteria are met• No hedging of NTIC securities• No excessive perquisites• No tax gross-ups

HOW WE PAY

Our executive compensation program consists of the following principal elements:

- Base salary – a fixed amount, paid in cash and reviewed annually and, if appropriate, adjusted.
- Annual incentive – a variable, short-term element that is typically payable in cash and is based on a corporate profitability goal and individual performance goals.
- Long-term incentive – a variable, long-term element that is provided in stock options.

FISCAL 2024 EXECUTIVE COMPENSATION ACTIONS

Fiscal 2024 compensation actions and incentive plan outcomes based on performance are summarized below:

Element	Key Fiscal 2024 Actions
Base Salary	Our executives received base salary increases at the start of fiscal 2024 of 2.0%.
Annual Incentive	Our executives received annual bonuses based primarily on Adjusted EBITOI (earnings before interest, taxes, and other income, as adjusted to take into account amounts paid under bonus plan and other adjustments), in amounts representing 85.4% of their base salaries. A portion of the annual incentive earned for fiscal 2024 was paid in the form of stock option grants made at the beginning of fiscal 2024.
Long-Term Incentive	Our executives received stock option grants on September 1, 2023, which vest annually over a three-year period. The fiscal 2024 stock option grants were intended as partial payout of the fiscal 2024 annual bonus program.
Health and Welfare Benefits	No significant changes were made.
Retirement Plans	No significant changes were made.
Perquisites	No significant changes were made.

ADVISORY VOTE ON EXECUTIVE COMPENSATION

The Board of Directors is providing our stockholders with an advisory vote on our executive compensation, commonly known as a “say-on-pay” vote. We last submitted a say-on-pay proposal to our stockholders at our 2024 Annual Meeting of Stockholders held on January 19, 2024. At that meeting, approximately 86% of the votes cast by our stockholders were in favor of our say-on-pay vote.

The Board of Directors recommends a vote “**FOR**” the approval of our say-on-pay proposal.

RATIFICATION OF APPOINTMENT OF INDEPENDENT REGISTERED PUBLIC ACCOUNTING FIRM

Although stockholder ratification is not required, the appointment of Baker Tilly US, LLP as NTIC’s independent registered public accounting firm for fiscal 2025 is being submitted for ratification at the 2025 Annual Meeting of Stockholders as a matter of good corporate governance.

The Board of Directors recommends a vote “**FOR**” the ratification of Baker Tilly US, LLP as NTIC’s independent registered public accounting firm for fiscal 2025.

2026 ANNUAL MEETING OF STOCKHOLDERS

We anticipate that our 2026 Annual Meeting of Stockholders will be held on or about Friday, January 16, 2026.

The following are important dates in connection with our 2026 Annual Meeting of Stockholders.

Stockholder Action	Submission Deadline
Proposal Pursuant to Rule 14a-8 of the Securities Exchange Act of 1934, as amended	No later than August 4, 2025
Nomination of a Candidate Pursuant to our Bylaws	Between September 19, 2025 and October 19, 2025
Proposal of Other Business for Consideration Pursuant to our Bylaws	Between September 19, 2025 and October 19, 2025

OUR COMMITMENT TO ENVIRONMENTAL, SOCIAL AND GOVERNANCE PRINCIPLES

ESG APPROACH AND MISSION

At NTIC, we are committed to creating a more sustainable future. We convert unique, environmentally beneficial materials science into value-added products and services for industrial and consumer applications. Our research and development teams deliver innovative technologies and products that address climate change, use renewable materials, and enable sustainable waste management. We do this while maintaining the highest performance and processability.

ESG COMMITMENTS

Environmental: We are committed to operating in an environmentally responsible manner, as set forth in our Policy Statement on Health, Safety and Environment, in order to reduce our impact on climate change, conserve natural resources and operate in compliance with environmental regulations.

Social: We are committed to being a socially responsible employer by prioritizing health and safety, as set forth in our Policy Statement on Health, Safety and Environment, and fostering an environment of diversity and inclusion across our business, as set forth in our Human Rights Policy.

Governance: We are committed to building a culture dedicated to ethical business behavior and responsible corporate activity, as set forth in our Code of Ethics. We believe strong corporate governance is the foundation to delivering on our commitments.

ESG INITIATIVES

- ✓ We utilize electricity generated by 100% renewable sources, through the purchase of energy off-set credits, for all NTIC facilities in the United States. This annually offsets greenhouse gas emissions equivalent to 380 metric tons of carbon dioxide, which is the equivalent energy used by 47.8 average households in one year.
- ✓ We develop technologies that support green manufacturing processes and energy production.
- ✓ Our corrosion management solutions are used for product packaging, rust prevention, and rust removers to reduce the impact manufacturing has on the environment by preserving metal assets, reducing waste and energy required to make new items, aiding in the refurbishing and remanufacturing of used metal items, preventing waste by enabling the recycling of rusted metal items, providing alternative solutions from the use of oil and solvents to protect metal assets, and offering recyclable and compostable products.
- ✓ Our oil and gas products reduce the environmental impact of the oil and gas industry by reducing the waste of metal assets and fossil fuels, preventing spillage and leaks, and extending the service life of metal assets.
- ✓ Our oil and gas solutions are designed to meet stringent Environmental Protection Agency regulations.
- ✓ Our Natur-Tec[®] bioplastics business supports the sustainability goals of people and companies by enabling users to reduce their carbon footprint, offering high-quality certified bio-based and 100% compostable resins and products, and researching new technologies to improve sustainable product choices.
- ✓ Our Board of directors and executive leadership team is committed to building a diverse and inclusive workforce and is committed to equal opportunity in regard to all hiring decisions, including the hiring/promoting of management positions and Board of Director appointments.

- ✓ Our efforts to diversify its workforce have resulted in a workforce that is comprised of 42% female employees and 29% racially or ethnically diverse employees and a management team that is comprised of 40% female leaders and 23% racially or ethnically diverse leaders.
- ✓ We believe that sustainability means being a responsible and ethical corporate citizen, and we support employees as they give back to the communities in which they live and work by engaging in efforts to strengthen community relationships and foster employee engagement.

HEALTH, SAFETY AND ENVIRONMENT

Health, safety and environment are the cornerstone of NTIC. We are in the business of converting unique, environmentally beneficial materials science into value added products and services for industrial and consumer applications. We believe that we are responsible to our worldwide customers, our people, our communities and our stockholders, and we take these responsibilities seriously. We are dedicated to investing in the future of the planet and our people and we intend to continue to invest in health, safety and environmental protection and improvements in a timely manner consistent with available technology.

We are guided by our Policy Statement on Health, Safety and Environment, which describes our health, safety and environmental objectives, including ensuring that all activities across the value chain are conducted in a manner consistent with our quality management standard and health, safety and environmental programs, ensuring that business activities are conducted to prevent harm and protect health and safety, and developing, manufacturing, distributing and marketing products and services with full regard for health, safety and environmental aspects. To accomplish these objectives, we intend to establish targets within our quality management standard and health, safety and environmental programs to measure progress and ensure continuous improvement, provide safe and healthy workplaces for our employees and contractors, and provide continued training to enable employees to meet their responsibility to contribute to compliance with our health, safety and environmental objectives.

ENVIRONMENTAL MANAGEMENT SYSTEM POLICY

NTIC has an environmental management system to establish the operational controls related to the identified significant environmental aspects of NTIC's international operations and activities, the goods and services used by NTIC and communicating relevant requirements to our suppliers and subcontractors. Our Environmental Management System Policy is administered by our Chief Executive Officer and relates to the development and implementation of plans and activities to minimize, avoid and manage impacts on the environment. Significant aspects include disposal of scrap film generated by subcontractors, recycling and composting internally generated waste, electricity, lighting, heating and cooling of our buildings, handling, storage and disposal of hazardous material, and the disposal of NTIC product after use. NTIC strives to abide by all applicable laws, regulations and internal standards.

DIVERSITY AND INCLUSION; CODE OF ETHICS

Diversity and inclusion are embedded in our values and integrated into our strategies. Our Human Rights Policy was designed to align with the United Nations Global Compact and core elements of the United Nations Universal Declaration of Human Rights. We are committed to providing an environment free of discrimination and harassment, where all individuals are treated with respect and dignity, can contribute fully, and have equal opportunities. We have worked to build a diverse and inclusive workforce and are committed to equal opportunity. We invest in building diverse talent pools and provide training to improve skills where appropriate. We uphold and support the right to equal treatment without discrimination or harassment, as reflected in our Equal Opportunity, Non-Discrimination, and Anti-Harassment Policy.

The Board of Directors has adopted a Code of Ethics, which applies to all of our directors, executive officers, including our Chief Executive Officer and Chief Financial Officer, and employees.

SUPPLIER CONDUCT

At NTIC, our company values are respect, integrity, innovation, stewardship and excellence. Our Vendor Code of Conduct sets forth the requirements that we expect our vendors to comply with in order to operate lawfully, ethically and with integrity in every jurisdiction where they conduct business. This policy sets forth our expectations for our vendors with respect to anti-bribery and anti-corruption, international trade sanctions laws, antitrust laws, employee health and safety laws, environmental laws, gifts, entertainment and hospitality, anti-human trafficking and anti-modern slavery and other conduct. NTIC takes pride in setting an example by holding itself to high standards. This includes ensuring that our supply partners and vendors who are essential for doing business embody these beliefs as well.

ESG OVERSIGHT

Our Nominating and Corporate Governance Committee is responsible for overseeing NTIC's ESG activities, including disclosures. In doing so, the Nominating and Corporate Governance Committee periodically reviews and discusses with senior management the type and presentation of NTIC's key ESG disclosures and the adequacy and effectiveness of applicable internal controls related to such disclosures. In carrying out its responsibilities for ESG oversight, the Nominating and Corporate Governance Committee coordinates with and solicits input from the Compensation Committee and the Audit Committee in formulating the approach to NTIC's ESG activities. Our Compensation Committee is responsible for overseeing and periodically reviewing NTIC's culture and policies and strategies related to human capital management, including with respect to diversity and inclusion initiatives, pay equity, talent, recruitment and development, performance management and employee engagement. Our Audit Committee has oversight over general compliance with applicable laws as well as risk management.



4201 Woodland Road, Circle Pines, Minnesota 55014

**PROXY STATEMENT FOR
ANNUAL MEETING OF STOCKHOLDERS
January 17, 2025**

The Board of Directors of Northern Technologies International Corporation is soliciting your proxy for use at the 2025 Annual Meeting of Stockholders to be held on Friday, January 17, 2025. The Board of Directors expects to make available to our stockholders beginning on or about December 2, 2024 the Notice of Annual Meeting of Stockholders, this proxy statement and a form of proxy on the Internet or will mail these materials to stockholders of NTIC upon their request.

GENERAL INFORMATION ABOUT THE ANNUAL MEETING AND VOTING

Date, Time, Place and Purposes of Meeting

The Annual Meeting of Stockholders of Northern Technologies International Corporation (sometimes referred to as “NTIC,” “we,” “our” or “us” in this proxy statement) will be held on Friday, January 17, 2025, at 8:00 a.m., Central Time, at the principal executive offices of Northern Technologies International Corporation located at 4201 Woodland Road, Circle Pines, Minnesota 55014, for the purposes set forth in the Notice of Annual Meeting of Stockholders.

Who Can Vote

Stockholders of record at the close of business on November 19, 2024 will be entitled to notice of and to vote at the meeting or any adjournment of the meeting. As of that date, there were 9,470,507 shares of our common stock outstanding. Each share of our common stock is entitled to one vote on each matter to be voted on at the Annual Meeting. Stockholders are not entitled to cumulate voting rights.

How You Can Vote

Your vote is important. Whether you hold shares directly as a stockholder of record or beneficially in “street name” (through a broker, bank or other nominee), you may vote your shares without attending the Annual Meeting. You may vote by granting a proxy or, for shares held in street name, by submitting voting instructions to your broker, bank or other nominee.

If you are a registered stockholder whose shares are registered in your name, you may vote your shares in person at the meeting or by one of the three following methods:

- **Vote by Internet**, by going to the website address *www.proxyvote.com* and following the instructions for Internet voting shown on the Notice of Internet Availability of Proxy Materials or on your proxy card.
- **Vote by Telephone**, by dialing 1-800-690-6903 and following the instructions for telephone voting shown on the Notice of Internet Availability of Proxy Materials or on your proxy card.
- **Vote by Proxy Card**, by completing, signing, dating and mailing the enclosed proxy card in the envelope provided if you received a paper version of these proxy materials.

If you vote by Internet or telephone, please do not mail your proxy card.

If your shares are held in “street name” (through a broker, bank or other nominee), you may receive a separate voting instruction form with this proxy statement or you may need to contact your broker, bank or other nominee to determine whether you will be able to vote electronically using the Internet or telephone.

The deadline for voting by telephone or by using the Internet is 11:59 p.m., Eastern Time (10:59 p.m., Central Time), on the day before the date of the Annual Meeting or any adjournments thereof. Please see the Notice of Internet Availability of Proxy Materials, your proxy card or the information your bank, broker, or other holder of record provided to you for more information on your options for voting.

If you return your signed proxy card or use Internet or telephone voting before the Annual Meeting, the named proxies will vote your shares as you direct. You have three choices on each matter to be voted on.

For Proposal One—Election of Directors, you may:

- Vote **FOR** all eight nominees for director,
- **WITHHOLD** your vote from all eight nominees for director or
- **WITHHOLD** your vote from one or more of the eight nominees for director.

For each of the other proposals, you may:

- Vote **FOR** the proposal,
- Vote **AGAINST** the proposal or
- **ABSTAIN** from voting on the proposal.

If you send in your proxy card or use Internet or telephone voting, but do not specify how you want to vote your shares, the proxies will vote your shares **FOR** all eight of the nominees for election to the Board of Directors in Proposal One—Election of Directors and **FOR** each of the other proposals.

How Does the Board Recommend that You Vote

The Board of Directors unanimously recommends that you vote:

- **FOR** all eight of the nominees for election to the Board of Directors in Proposal One—Election of Directors;
- **FOR** Proposal Two—Advisory Vote on Executive Compensation; and
- **FOR** Proposal Three—Ratification of Appointment of Independent Registered Public Accounting Firm.

How You May Change Your Vote or Revoke Your Proxy

If you are a stockholder whose shares are registered in your name, you may revoke your proxy at any time before it is voted by one of the following methods:

- Submitting another proper proxy with a more recent date than that of the proxy first given by following the Internet or telephone voting instructions or completing, signing, dating and returning a proxy card to us;
- Sending written notice of your revocation to our Corporate Secretary; or
- Attending the Annual Meeting and voting by ballot.

Quorum Requirement

The presence at the Annual Meeting, in person or by proxy, of the holders of a majority (4,735,254 shares) of the outstanding shares of our common stock as of the record date will constitute a quorum for the transaction of business at the Annual Meeting. In general, shares of our common stock represented by proxies marked “For,” “Against,” “Abstain” or “Withheld” are counted in determining whether a quorum is present. In addition, a “broker non-vote” is counted in determining whether a quorum is present. A “broker non-vote” is a proxy returned by a broker on behalf of its beneficial owner customer that is not voted on a particular matter because voting instructions have not been received by the broker from the customer, and the broker has no discretionary authority to vote on behalf of such customer on such matter.

Vote Required

Proposal One—Election of Directors will be decided by the affirmative vote of a plurality of shares of our common stock present in person or represented by proxy and entitled to vote at the Annual Meeting. A “plurality” for Proposal One means the individuals who receive the greatest number of votes cast “For” are elected as directors. However, under our Corporate Governance Guidelines, in an uncontested election of directors, any nominee for director who receives a greater number of votes “withheld” from his or her election than votes “for” his or her election by stockholders present in person or by proxy at the Annual Meeting and entitled to vote in the election of directors is required to tender a written offer to resign from the Board of Directors within five business days of the certification of the stockholder vote by the Inspector of Elections.

Proposal Two—Advisory Vote on Executive Compensation will be decided by the affirmative vote of a majority of shares of our common stock present in person or represented by proxy and entitled to vote at the Annual Meeting. Although this is a non-binding, advisory vote, the Compensation Committee and

Board of Directors expect to take into account the outcome of the vote when considering future executive compensation decisions.

Proposal Three—Ratification of Appointment of Independent Registered Public Accounting Firm will be decided by the affirmative vote of a majority of shares of our common stock present in person or represented by proxy and entitled to vote at the Annual Meeting.

If your shares are held in “street name” and you do not indicate how you wish to vote, your broker is permitted to exercise its discretion to vote your shares only on certain “routine” matters. Proposal One—Election of Directors and Proposal Two—Advisory Vote on Executive Compensation are not “routine” matters. Accordingly, if you do not direct your broker how to vote, your broker may not exercise discretion and may not vote your shares on either of these two proposals. This is called a “broker non-vote,” and although your shares will be considered to be represented by proxy at the meeting, they will not be considered to be shares “entitled to vote” at the meeting and will not be counted as having been voted on the applicable proposal. Proposal Three—Ratification of Appointment of Independent Registered Public Accounting Firm is a “routine” matter, and, as such, your broker is permitted to exercise its discretion to vote your shares for or against the proposals in the absence of your instruction.

Proposal	Votes Required	Effect of Votes Withheld / Abstentions	Effect of Broker Non-Votes
<u>Proposal One:</u> Election of Directors	Plurality of the voting power of the shares present in person or represented by proxy at the meeting and entitled to vote on the election of directors. This means that the eight nominees receiving the highest number of affirmative “FOR” votes will be elected as directors. ⁽¹⁾	Votes withheld will have no effect, unless there are more votes withheld than “FOR” votes. ⁽¹⁾	Broker non-votes will have no effect.
<u>Proposal Two:</u> Advisory Vote on Executive Compensation	Affirmative vote of a majority of the voting power of the shares present or represented by proxy at the meeting and entitled to vote on the proposal.	Abstentions will have the effect of a vote against the proposal.	Broker non-votes will have no effect.
<u>Proposal Three:</u> Ratification of Appointment of Independent Registered Public Accounting Firm	Affirmative vote of a majority of the voting power of the shares present or represented by proxy at the meeting and entitled to vote on the proposal.	Abstentions will have the effect of a vote against the proposal.	We do not expect any broker non-votes on this proposal.

(1) Under our Corporate Governance Guidelines, in an uncontested election of directors, any nominee for director who receives a greater number of votes “withheld” from his or her election than votes “for” his or her election by stockholders present in person or by proxy at the Annual Meeting and entitled to vote in the election of directors is required to tender a written offer to resign from the Board of Directors within five business days of the certification of the stockholder vote by the Inspector of Elections.

Other Business

Our management does not intend to present other items of business and knows of no items of business that are likely to be brought before the Annual Meeting, except those described in this proxy statement. However, if any other matters should properly come before the Annual Meeting, the persons named on the proxy card will have discretionary authority to vote such proxy in accordance with their best judgment on the matters.

Procedures at the Annual Meeting

The presiding officer at the Annual Meeting will determine how business at the meeting will be conducted. Only matters brought before the Annual Meeting in accordance with our Bylaws will be considered. Only a natural person present at the Annual Meeting who is either one of our stockholders, or is acting on behalf of one of our stockholders, may make a motion or second a motion. A person acting on behalf of a stockholder must present a written statement executed by the stockholder or the duly-authorized representative of the stockholder on whose behalf the person purports to act.

Householding of Annual Meeting Materials

Some banks, brokers and other nominee record holders may be participating in the practice of “householding” proxy statements, annual reports and the Notice of Internet Availability of Proxy Materials. This means that only one proxy statement, Annual Report to Stockholders or Notice of Internet Availability of Proxy Materials may have been sent to multiple stockholders in each household, unless contrary instructions have been given. We will promptly deliver any of these documents to any stockholder upon written or oral request to our Stockholder Information Department, Northern Technologies International Corporation, 4201 Woodland Road, Circle Pines, Minnesota 55014, telephone: (763) 225-6637. Any stockholder who wants to receive separate copies of this proxy statement, our Annual Report to Stockholders or the Notice of Internet Availability of Proxy Materials in the future, or any stockholder who is receiving multiple copies and would like to receive only one copy per household, should contact the stockholder’s bank, broker or other nominee record holder, or the stockholder may contact us at the above address and telephone number.

Proxy Solicitation Costs

The cost of soliciting proxies, including the preparation, assembly, electronic availability and mailing of proxies and soliciting material, as well as the cost of making available or forwarding this material to the beneficial owners of our common stock, will be borne by NTIC. Our directors, officers and regular employees may, without compensation other than their regular compensation, solicit proxies by telephone, e-mail, facsimile or personal conversation. We may reimburse brokerage firms and others for expenses in making available or forwarding solicitation materials to the beneficial owners of our common stock.

PROPOSAL ONE—ELECTION OF DIRECTORS

Number of Directors

Our Third Amended and Restated Bylaws provide that the Board of Directors will consist of that number of directors as may be determined by the Board of Directors or by the stockholders at an annual meeting. The Board of Directors has fixed the number of directors at eight.

Nominees for Director

The Board of Directors has nominated the following eight individuals to serve as our directors until the next annual meeting of stockholders or until their successors are elected and qualified. All nominees named below are current members of the Board of Directors.

- Nancy E. Calderon
- Ramani Narayan, Ph.D.
- Sarah E. Kemp
- Richard J. Nigon
- Sunggyu Lee, Ph.D.
- Cristina Pinho
- G. Patrick Lynch
- Konstantin von Falkenhausen

Proxies can only be voted for the number of persons named as nominees in this proxy statement, which is eight. If prior to the Annual Meeting, the Board of Directors should learn that any nominee will be unable to serve for any reason, the proxies that otherwise would have been voted for this nominee will be voted for a substitute nominee as selected by the Board. Alternatively, the proxies, at the Board’s discretion, may be voted for that fewer number of nominees as results from the inability of any nominee to serve. The Board of Directors has no reason to believe that any of the nominees will be unable to serve.

Information about Current Directors and Board Nominees

The following table sets forth the name, age and principal occupation of each current director and each individual who has been nominated by the Board of Directors to serve as a director of NTIC, as well as how long each individual has served as a director of NTIC.

Name	Age	Principal Occupation	Director Since
Nancy E. Calderon ⁽¹⁾⁽²⁾	65	Former Partner of KPMG LLP	2019
Sarah E. Kemp ⁽³⁾	58	Vice President, International Government Affairs of Intel Corporation	2019
Sunggyu Lee, Ph.D. ⁽³⁾	72	Chief Technologist of Chemtech Innovators LLC	2004
G. Patrick Lynch	57	President and Chief Executive Officer of NTIC	2004
Ramani Narayan, Ph.D.	75	Distinguished Professor in Department of Chemical Engineering & Materials Science at Michigan State University	2004
Richard J. Nigon ⁽¹⁾⁽²⁾⁽³⁾	76	Senior Vice President of Cedar Point Capital, Inc.	2010
Cristina Pinho ⁽²⁾	66	Chair of the Board of Instituto Luísa Pinho Sartori	2023
Konstantin von Falkenhausen ⁽¹⁾⁽²⁾	57	Partner of B Capital Partners AG	2012

- (1) Member of the Audit Committee
 (2) Member of the Nominating and Corporate Governance Committee
 (3) Member of the Compensation Committee

Additional Information about Current Directors and Board Nominees

The following paragraphs provide information about each current director and nominee for director, including all positions he or she holds, his or her principal occupation and business experience for the past five years, and the names of other publicly-held companies of which the director or nominee currently serves as a director or has served as a director during the past five years. We believe that all of our directors and nominees display personal and professional integrity; satisfactory levels of education and/or business experience; broad-based business acumen; an appropriate level of understanding of our business and its industry and other industries relevant to our business; the ability and willingness to devote adequate time to the work of the Board of Directors and its committees; a fit of skills and personality with those of our other directors that helps build a board that is effective, collegial and responsive to the needs of NTIC; strategic thinking and a willingness to share ideas; a diversity of experiences, expertise and background; and the ability to represent the interests of all of our stockholders. The information presented below regarding each director and nominee also sets forth specific experience, qualifications, attributes and skills that led the Board of Directors to the conclusion that such individual should serve as a director in light of our business and structure.

Nancy E. Calderon has been a director of NTIC since October 2019. Ms. Calderon is a CPA and retired from KPMG LLP in September 2019 after a distinguished 33-year career. Until her retirement, Nancy served as Global Lead Partner for a Fortune 40 Technology company, managing a global team of over 500 professionals in more than 50 countries, a position she held since July 2012, senior partner of KPMG's Board Leadership Center from its inception in 2015, and as a director of KPMG's Global Delivery Center in India and its related holding companies since September 2011. Previously, she was KPMG's Americas Chief Administrative Officer and U.S. National Partner in Charge, Operations from July 2008 to June 2012. Ms. Calderon has sat on a number of KPMG committees, including the Americas Region Management Committee, Enterprise Risk Management, Privacy, Pension Steering and Investment, Social Media and Knowledge Management. She currently serves on the board of directors of Belden Inc. We believe Ms. Calderon's qualifications to sit on the Board of Directors include her extensive financial accounting experience with KPMG and her current and prior experience on boards of directors, including, in particular, her experience serving on the audit committees of Arcimoto, Inc.; Belden, Inc.; KPMG's Global Delivery Center; Women Corporate Directors Foundation and the New York YMCA. Ms. Calderon received a Bachelor of Science from UC Berkeley's Haas Business School and a Master of Science from Golden Gate University.

Sarah E. Kemp has been a director of NTIC since October 2019. Ms. Kemp is currently the Vice President of International Government Affairs at Intel Corporation, a design and developer of central processing units and related solutions for third party customers, a role she assumed in February 2022. Previously, she was the Associate Vice President at Organon, a global biopharmaceutical company, where she led Global Women's Health Policy and ESG, from April 2021 to February 2022. Before that, Ms. Kemp held various leadership positions at Merck, a pharmaceutical company, including leading Policy Communication and Population Health for emerging markets from November 2020 to April 2021 and serving as Executive Director for Public Policy and Commercial Strategies in Asia Pacific from July 2019 to October 2020. Ms. Kemp has significant government experience, having been the Deputy Under Secretary for the International Trade Administration at the U.S. Department of Commerce from February 2017 to July 2019 where she managed a substantial budget and workforce. She also served as the Minister Counselor for Commercial Affairs at the U.S. Embassy in Beijing, advising on trade and investment strategies in China. Her earlier career includes roles as a Foreign Commercial Service Officer with postings in China, Vietnam, Hong Kong and Bangkok, and she began her career as a Presidential Management Fellow. Ms. Kemp has been active on various boards, including Concordia International School in Hanoi and Women Corporate Directors in Vietnam and Beijing. She is an advisor to Indiana University's Manufacturing Policy Initiative and a board member of the Center for International Private

Enterprise. We believe Ms. Kemp's qualifications to sit on the Board of Directors include her deep expertise in international commerce, especially in the Asia Pacific and Greater China regions, coupled with her experience in international and public affairs. She holds a Master of Business Administration from the Chinese University of Hong Kong, a Master of Public Administration from Columbia University, and a Bachelor of Arts degree in Physiological-Anthropology from Hamilton College.

Sunggyu Lee, Ph.D. has been a director of NTIC since January 2004. Dr. Lee is Chief Technologist, Chemtech Innovators LLC, Akron, Ohio. Previously, he held positions of Russ Ohio Research Scholar and Professor of Chemical and Biomolecular Engineering, Ohio University, Athens, Ohio from 2010 to 2020, Professor of Chemical and Biological Engineering, Missouri University of Science and Technology, Rolla, Missouri from 2005 to 2010, C.W. LaPierre Professor and Chairman of Chemical Engineering at University of Missouri-Columbia from 1997 to 2005, and Robert Iredell Professor and Head of Chemical Engineering Department at the University of Akron, Akron, Ohio from 1988 to 1996. He has authored 12 books and over 550 archival publications and received 35 U.S. patents in a variety of chemical and polymer processes and products. He is currently serving as Editor of Encyclopedia of Chemical Processing, Taylor & Francis, New York, New York and also as Book Series Editor of Green Chemistry and Chemical Engineering, CRC Press, Boca Raton, Florida. Throughout his career, he has served as consultant and technical advisor to a number of national and international companies in the fields of polymers, petrochemicals and energy. He received his Ph.D. from Case Western Reserve University, Cleveland, Ohio in 1980. We believe Dr. Lee's qualifications to sit on the Board of Directors include his significant technical and industrial expertise with chemical and polymer processes and products. Such expertise is particularly helpful with respect to assessing and operating NTIC's ZERUST® industrial business.

G. Patrick Lynch, an employee of NTIC since 1995, has been President since July 2005 and Chief Executive Officer since January 2006 and has served as a director of NTIC since February 2004. Mr. Lynch served as President of North American Operations of NTIC from May 2004 to July 2005. Prior to May 2004, Mr. Lynch held various positions with NTIC, including Vice President of Strategic Planning, Corporate Secretary and Project Manager. Mr. Lynch is also an officer and director of Inter Alia Holding Company, which is a significant stockholder of NTIC. Prior to joining NTIC, Mr. Lynch held positions in sales management for Fuji Electric Co., Ltd. in Tokyo, Japan, and programming project management for BMW AG in Munich, Germany. Mr. Lynch received a Master of Business Administration degree from the University of Michigan Ross School of Business. We believe Mr. Lynch's qualifications to sit on the Board of Directors include his depth of knowledge of NTIC and its day-to-day operations in light of his position as Chief Executive Officer of NTIC, as well as his affiliation with a significant stockholder of NTIC, which the Board of Directors believes generally helps align management's interests with those of our stockholders.

Ramani Narayan, Ph.D. has been a director of NTIC since November 2004. He is a Distinguished Professor at Michigan State University in the Department of Chemical Engineering & Materials Science, where he has 200+ refereed publications in leading journals to his credit, 19 patents, edited three books and one expert dossier in the area of bio-based polymeric materials. His research encompasses design and engineering of sustainable, biobased products, biodegradable plastics and polymers, biofiber reinforced composites, reactive extrusion polymerization and processing, studies in plastic end-of-life options like biodegradation and composting. He conducts carbon footprint calculations for plastics and products. He also performs LCA (Life Cycle Assessment) for reporting a product's environmental footprint. He serves as Scientific Chair of the Biodegradable Products Institute (BPI), North America. He served on the Technical Advisory Board of Tate & Lyle. He served on the Board of Directors of ASTM International, an international standard setting organization and was the founding Chair of the committee on Environmentally Degradable Plastics and Biobased Products (D20.96) and the Plastics Terminology Committee (D20.92). Dr. Narayan is also the technical expert for the United States on ISO

(International Standards Organization) TC 61 on Plastics—specifically for Terminology, Biobased and Biodegradable Plastics. He has won numerous awards, including the Named MSU University Distinguished Professor in 2007; the Governors University Award for commercialization excellence; Michigan State University Distinguished Faculty Award, 2006, 2005 Withrow Distinguished Scholar award, Fulbright Distinguished Lectureship Chair in Science & Technology Management & Commercialization (University of Lisbon; Portugal); First recipient of the William N. Findley Award, The James Hammer Memorial Lifetime Achievement Award, and Research and Commercialization Award sponsored by ICI Americas, Inc. & the National Corn Growers Association. We believe Dr. Narayan’s qualifications to sit on the Board of Directors include his significant technical expertise in the bioplastics area which has been helpful to NTIC’s management in assessing and operating NTIC’s Natur-Tec® bioplastics business.

Richard J. Nigon has been a director of NTIC since February 2010 and non-executive Chairman of the Board since November 2012. Mr. Nigon is the Senior Vice President of Cedar Point Capital, Inc., a private company that raises capital for early stage companies. From February 2001 until May 2007, Mr. Nigon was a Director of Equity Corporate Finance for Miller Johnson Steichen Kinnard (MJSK), a privately held investment firm. In December 2006, MJSK was acquired by Stifel Nicolaus, and Mr. Nigon was a Managing Director of Private Placements at Stifel Nicolaus. From February 2000 to February 2001, Mr. Nigon served as the Chief Financial Officer of Dantis, Inc., a web hosting company. Prior to joining Dantis, Mr. Nigon was employed by Ernst & Young, LLP from 1970 to 2000, where he served as a partner from 1981 to 2000. While at Ernst & Young, Mr. Nigon served as the Director of Ernst & Young’s Twin Cities Entrepreneurial Services Group and was the coordinating partner on several publicly-traded companies in the consumer retailing and manufacturing sectors. In addition to NTIC, Mr. Nigon also serves on the board of directors of Celcuity Inc. and as chairperson of its audit committee and serves on the board of directors of a number of privately-held companies. Mr. Nigon previously served on the board of directors of Tactile Systems Technology, Inc., Virtual Radiologic Corporation and Vascular Solutions, Inc. until its acquisition by Teleflex Incorporated in February 2017. Through his 30 years of service at Ernst & Young, LLP, Mr. Nigon brings to NTIC’s Board of Directors, and in particular the Audit Committee, extensive public accounting and auditing experience. The Board believes Mr. Nigon’s strong background in financial controls and reporting, financial management, financial analysis and SEC reporting requirements is critical to the Board’s oversight responsibilities. In addition, his strategic planning expertise and other experiences gained through his management and leadership roles at private investment firms that have invested in early stage companies, is helpful to the Board in assessing and operating NTIC’s newer businesses.

Cristina Pinho has been a director of NTIC since January 2023. Ms. Pinho is Chair of the Board of Instituto Luísa Pinho Sartori, a nonprofit organization in Brazil whose mission is to support and incentivize conservationists and biologists to work on environmental protection, a position she has held since April 2015. Ms. Pinho served as an independent board director of Ocyan, a private company, from August 2020 to April 2024. Ms. Pinho is a member of a sounding board of Shell Brazil, a position she has held since June 2023. From November 2019 to January 2022, she served as Corporate Executive Director at Brazilian Petroleum and Gas Institute, a nonprofit organization in Brazil, formed by major oil and gas producers in Brazil and petroleum products service companies. From January 2019 to November 2019, Ms. Pinho served as Undersecretary of Energy, Petroleum and Gas at Rio de Janeiro State. From 2012 to 2015, she served as Executive Manager of E&P Services and Logistics for Petrobras. We believe Ms. Pinho’s qualifications to sit on the Board of Directors include her extensive experience in the oil and gas industry in Brazil and her extensive experience in ESG matters. Ms. Pinho received an ESG Competent Boards Certificate in 2021 and is a graduate of the Columbia Senior Executive Program at the Columbia Business School and also received a Digital Strategy for Business degree from the Columbia Business School in 2018. She has also received an MBA CoppeAd UFRJ; Senior Strategic Management,

MBA Fundação Getúlio Vargas, Business and Strategic Management and a Mechanical Engineering degree from the Universidade Federal do Rio de Janeiro.

Konstantin von Falkenhausen has been a director of NTIC since November 2012. Mr. von Falkenhausen is currently a Partner of B Capital Partners AG, an independent investment advisory boutique focused on infrastructure, public private partnerships and clean energy. In this capacity, since April 2018, Mr. von Falkenhausen has been a Director of the general partner of the B Capital Energy Transition Infrastructure Fund SICAV-SIF, an investment fund registered with the Luxembourg financial authorities CSSF. From February 2004 to March 2008, Mr. von Falkenhausen served as a Partner of capiton AG, a private equity firm located in Berlin, Germany. From March 2003 to February 2004, he served as interim Chief Financial Officer of Neon Products GmbH, a privately held neon lighting company. From May 1999 to February 2003, Mr. von Falkenhausen served as an investment manager of West Private Equity Ltd. and an investment director of its German affiliate West Private Capital GmbH. Prior to May 1999, Mr. von Falkenhausen served in several positions with BankBoston Robertson Stephens International Ltd., an investment banking firm. Mr. von Falkenhausen is a citizen of Germany. He has a Master's degree in economics (lic. oec) from the University of Fribourg (Switzerland) and a Master of Business Administration degree from the University of Chicago. We believe Mr. von Falkenhausen's qualifications to sit on the Board of Directors include his experience with several private investment and equity firms that have invested in early stage companies, which the Board believes is helpful in assessing and operating NTIC's newer businesses, and his financial expertise, which the Board believes is helpful in analyzing NTIC's financial performance.

Board Recommendation

The Board of Directors unanimously recommends a vote **FOR** the election of all of the eight nominees named above.

The Board of Directors Recommends a Vote FOR Each Nominee for Director



PROPOSAL TWO—ADVISORY VOTE ON EXECUTIVE COMPENSATION

Introduction

The Board of Directors is providing stockholders with an advisory vote on executive compensation pursuant to the Dodd-Frank Wall Street Consumer Protection Act and Section 14A of the Securities Exchange Act of 1934, as amended (the “Exchange Act”). This advisory vote, commonly known as a “say-on-pay” vote, is a non-binding vote on the compensation paid to our named executive officers as set forth in the “*Executive Compensation*” section of this proxy statement beginning on page 48. At the 2024 Annual Meeting of Stockholders held on January 19, 2024, approximately 86% of the votes cast by our stockholders were in favor of our say-on-pay vote. The Compensation Committee generally believes that such results affirmed stockholder support of our approach to executive compensation.

Our executive compensation program is generally designed to attract, retain, motivate and reward highly qualified and talented executive officers. The underlying core principles of our executive compensation program are:

- To align the interests of our executives with those of our stockholders;
- Integrate compensation with our business plans and strategic goals;
- Link amount of compensation to both company and individual performance goals; and
- Provide fair and competitive compensation opportunities that attract and retain executives.

The “*Executive Compensation*” section of this proxy statement, which begins on page 48, describes our executive compensation program and the executive compensation decisions made by the Compensation Committee and Board of Directors for fiscal 2024 in more detail. Important considerations include:

- A significant portion of the compensation paid or awarded to our named executive officers in fiscal 2024 was “performance-based” or “at-risk” compensation that is tied directly to the achievement of financial and other performance goals or long-term stock price performance.
- Equity-based compensation granted to our named executive officers is in the form of stock options and aligns the long-term interests of our executives with the long-term interests of our stockholders. In response to a concern raised by one of our stockholders, stock options granted to our executives now vest annually over a three-year period as opposed to a one-year period.
- Our executive officers receive only modest perquisites and have modest severance and change-in-control arrangements.
- We have adopted a robust, Nasdaq-compliant clawback policy.
- We do not provide any tax “gross-up” payments.

Accordingly, the Board of Directors recommends that our stockholders vote in favor of the say-on-pay vote as set forth in the following resolution:

RESOLVED, that our stockholders approve, on an advisory basis, the compensation paid to our named executive officers, as disclosed in this proxy statement.

Stockholders are not ultimately voting to approve or disapprove the recommendation of the Board of Directors. As this is an advisory vote, the outcome of the vote is not binding on us with respect to future executive compensation decisions, including those relating to our named executive officers, or otherwise. The Compensation Committee and Board of Directors expect to take into account the outcome of this advisory vote when considering future executive compensation decisions.

In accordance with the result of our most recent advisory vote on the frequency of the say-on-pay vote, which was conducted at our 2020 Annual Meeting of Stockholders, the Board of Directors has determined that we will conduct an executive compensation advisory vote on an annual basis. Accordingly, after this Annual Meeting, the next say-on-pay vote will occur at our next Annual Meeting of Stockholders anticipated to be held in January 2026. Our next say-on-frequency vote also will occur next year at our 2026 Annual Meeting of Stockholders.

Board Recommendation

The Board of Directors unanimously recommends a vote **FOR** approval, on an advisory basis, of the compensation paid to our named executive officers, as disclosed in this proxy statement.

The Board of Directors Recommends a Vote FOR Proposal Two



**PROPOSAL THREE—RATIFICATION OF APPOINTMENT OF
INDEPENDENT REGISTERED PUBLIC ACCOUNTING FIRM**

Appointment of Independent Registered Public Accounting Firm

The Audit Committee of the Board of Directors appoints our independent registered public accounting firm. In this regard, the Audit Committee evaluates the qualifications, performance and independence of our independent registered public accounting firm and determines whether to re-engage our current independent registered public accounting firm. As part of its evaluation, the Audit Committee considers, among other factors, the quality and efficiency of the services provided by the firm, including the performance, technical expertise, and industry knowledge of the lead audit partner and the audit team assigned to our account; the overall strength and reputation of the firm; its global capabilities relative to our business; and its knowledge of our operations. Additionally, the Audit Committee considers the impact of a change of independent registered public accounting firm. Upon consideration of these and other factors, the Audit Committee believes the appointment of Baker Tilly US, LLP (“Baker Tilly”) as our independent registered public accounting firm for the fiscal year ending August 31, 2025 is in the best interests of NTIC and its stockholders. Baker Tilly has served as our independent registered public accounting firm since 2004.

Although it is not required to do so, the Board of Directors is asking our stockholders to ratify the Audit Committee’s appointment of Baker Tilly as a matter of good corporate governance. If our stockholders do not ratify the appointment of Baker Tilly, another independent registered public accounting firm will be considered by the Audit Committee. Even if the appointment is ratified by our stockholders, the Audit Committee in its discretion may change the appointment at any time during the year, if it determines that such a change would be in the best interests of NTIC and our stockholders.

Representatives of Baker Tilly will be present at the Annual Meeting to respond to appropriate questions. They also will have the opportunity to make a statement if they wish to do so.

Audit, Audit-Related, Tax and Other Fees

The following table presents the aggregate fees billed to us by Baker Tilly for the fiscal years ended August 31, 2024 and August 31, 2023.

	Aggregate Amount Billed by Baker Tilly (\$)	
	Fiscal 2024	Fiscal 2023
Audit Fees ⁽¹⁾	\$ 704,006	\$ 572,986
Audit-Related Fees ⁽²⁾	—	—
Tax Fees	—	—
All Other Fees	—	—

(1) These fees consisted of the audit of our annual financial statements by year, review of financial statements included in our quarterly reports on Form 10-Q and other services normally provided in connection with statutory and regulatory filings or engagements.

(2) Audit-related fees represent fees for services relating to registration statement filings.

Audit Committee Pre-Approval Policies and Procedures

All services rendered by Baker Tilly to NTIC were permissible under applicable laws and regulations and all services provided to NTIC, other than de minimis non-audit services allowed under applicable law, were approved in advance by the Audit Committee. The Audit Committee has not adopted any formal pre-approval policies and procedures.

Board Recommendation

The Board of Directors unanimously recommends that stockholders vote **FOR** ratification of the appointment of Baker Tilly as our independent registered public accounting firm for the fiscal year ending August 31, 2025.

The Board of Directors Recommends a Vote FOR Proposal Three



STOCK OWNERSHIP

Beneficial Ownership of Significant Stockholders and Management

The following table sets forth information known to us with respect to the beneficial ownership of our common stock as of November 19, 2024, the record date for the Annual Meeting, for:

- each person known by us to beneficially own more than five percent of the outstanding shares of our common stock;
- each of our directors and director nominees;
- each of the executive officers named in the Summary Compensation Table included later in this proxy statement under “*Executive Compensation*”; and
- all of our current directors, director nominees, and executive officers as a group.

The number of shares beneficially owned by a person includes shares subject to options held by that person that are currently exercisable or that become exercisable within 60 days of November 19, 2024. Percentage calculations assume, for each person and group, that all shares that may be acquired by such person or group pursuant to options currently exercisable or that become exercisable within 60 days of November 19, 2024 are outstanding for the purpose of computing the percentage of common stock owned by such person or group. However, such unissued shares of common stock described above are not deemed to be outstanding for calculating the percentage of common stock owned by any other person.

Except as otherwise indicated, the persons in the table below have sole voting and investment power with respect to all shares of common stock shown as beneficially owned by them, subject to community property laws where applicable and subject to the information contained in the notes to the table.

Title of Class	Name and Address of Beneficial Owner ⁽¹⁾	Amount and Nature of Beneficial Ownership ⁽²⁾	Percent of Class
Directors, Director Nominees, and Officers:			
Common Stock	Nancy E. Calderon	54,664	*
Common Stock	Sarah E. Kemp	57,241	*
Common Stock	Sunggyu Lee, Ph.D.	23,549	*
Common Stock	G. Patrick Lynch ⁽³⁾	1,591,303	16.3%
Common Stock	Ramani Narayan, Ph.D.	139,398	1.5%
Common Stock	Richard J. Nigon	146,413	1.5%
Common Stock	Cristina Pinho	15,432	*
Common Stock	Konstantin von Falkenhausen	101,517	*
Common Stock	Matthew C. Wolsfeld ⁽⁴⁾	377,116	3.9%
Common Stock	All directors, director nominees, and executive officers as a group (9 persons) ⁽⁵⁾	2,506,633	24.3%
Significant Beneficial Owners:			
Common Stock	Inter Alia Holding Company ⁽⁶⁾ 23205 Mercantile Road Beachwood, Ohio 44122	1,203,334	12.7%

Title of Class	Name and Address of Beneficial Owner⁽¹⁾	Amount and Nature of Beneficial Ownership⁽²⁾	Percent of Class
Common Stock	Needham Investment Management L.L.C. ⁽⁷⁾ 250 Park Avenue, 10 th Floor New York, New York 10117-1099	500,000	5.3%
Common Stock	The Vanguard Group, Inc. ⁽⁸⁾ 100 Vanguard Blvd. Malvern, PA 19355	490,184	5.2%

* Represents beneficial ownership of less than one percent.

- (1) The business address for each of the directors, director nominees, and officers of NTIC is c/o Northern Technologies International Corporation, 4201 Woodland Road, Circle Pines, Minnesota 55014.
- (2) Includes for the persons listed below the following shares of common stock subject to options held by such persons that are currently exercisable or become exercisable within 60 days of November 19, 2024:

Name	Shares of Common Stock Underlying Stock Options
Directors and Director Nominees	
Nancy E. Calderon	51,481
Sarah E. Kemp	51,481
Sunggyu Lee, Ph.D.	20,230
G. Patrick Lynch	282,685
Ramani Narayan, Ph.D.....	32,635
Richard J. Nigon	108,478
Cristina Pinho.....	15,432
Konstantin von Falkenhausen	84,398
Named Executive Officers	
G. Patrick Lynch	282,685
Matthew C. Wolsfeld	208,940
All current directors, director nominees, and executive officers as a group (9 persons)	<u>855,760</u>

- (3) Includes 1,203,334 shares held by Inter Alia Holding Company. See note (6) below.
- (4) These shares are held in a joint tenant account with Matthew C. Wolsfeld's spouse.
- (5) The amount beneficially owned by all current directors, director nominees, and executive officers as a group includes 1,203,334 shares held of record by Inter Alia Holding Company. See notes (3) above and (6) below.
- (6) According to a Schedule 13D/A filed with the SEC on September 4, 2024, Inter Alia Holding Company is an entity of which G. Patrick Lynch, our President and Chief Executive Officer, is a stockholder. G. Patrick Lynch shares voting and dispositive power over such shares with two other members of his family.
- (7) According to a Schedule 13G filed with the SEC on August 2, 2024, Needham Investment Management L.L.C. shares voting and dispositive power over 500,000 shares with Needham Asset Management, LLC, Needham Aggressive Growth Fund and George A. Needham. Needham Investment Management L.L.C. is

the relevant entity for which each of Needham Asset Management, LLC and George A. Needham may be considered a control person.

- (8) According to a Schedule 13G filed with the SEC on November 12, 2024, The Vanguard Group, Inc. beneficially owns 490,184 shares. The Vanguard Group, Inc. has shared voting and dispositive power over 12,721 and 16,343 shares, respectively, and sole dispositive power over 473,841 shares. The Vanguard Group, Inc.'s clients, including investment companies registered under the Investment Company Act of 1940 and other managed accounts, have the right to receive or the power to direct the receipt of dividends from, or the proceeds from the sale of, such shares.

Stock Ownership Guidelines

We maintain stock ownership guidelines that are intended to further align the interests of our directors and executive officers with those of our stockholders. The stock ownership guidelines for our directors and executive officers are as follows:

Position	Guideline
Non-Employee Director	3x annual cash retainer
Chief Executive Officer	6x annual base salary
Other Executive Officers	3x annual base salary

Each director and executive officer has five years from the establishment of these guidelines in November 2021 and, thereafter, from the date of appointment or hire or, if the ownership multiple has increased during such director's or executive's tenure, five years from the date established in connection with such increase to reach his or her ownership targets. Both our Chief Executive Officer and Chief Financial Officer are in compliance with these guidelines, as are most of our longer serving directors.

Securities Authorized for Issuance Under Equity Compensation Plans

The table below summarizes outstanding options and other awards under NTIC's equity compensation plans as of August 31, 2024. NTIC's equity compensation plans as of August 31, 2024 were the Northern Technologies International Corporation 2024 Stock Incentive Plan, the Northern Technologies International Corporation Amended and Restated 2019 Stock Incentive Plan, the Northern Technologies International Corporation Amended and Restated 2007 Stock Incentive Plan, and the Northern Technologies International Corporation Employee Stock Purchase Plan.

Except for automatic annual grants of \$50,000 in options to purchase shares of NTIC common stock, or restricted stock units ("RSUs") if so elected, to NTIC's directors in consideration for their services as directors of NTIC and an automatic annual grant of \$10,000 in options to purchase shares of NTIC common stock, or RSUs if so elected, to NTIC's Chairman of the Board in consideration for his services as Chairman, in each case on the first day of each fiscal year, and automatic initial pro rata grants of \$50,000 in options to purchase shares of NTIC common stock to NTIC's new directors in consideration for their services as directors of NTIC on the first date of their appointment as directors, options and other awards granted in the future under the Northern Technologies International Corporation 2024 Stock Incentive Plan are within the discretion of the Board of Directors and the Compensation Committee of the Board of Directors and, therefore, cannot be ascertained at this time. No future grants of options, RSUs or other stock awards will be made under the Northern Technologies International Corporation Amended and Restated 2019 Stock Incentive Plan or the Northern Technologies International Corporation Amended and Restated 2007 Stock Incentive Plan.

Plan Category	(a)	(b)	(c)
	Number of Securities to be Issued Upon Exercise of Outstanding Options, Warrants and Rights	Weighted-Average Exercise Price of Outstanding Options, Warrants and Rights	Number of Securities Remaining Available for Future Issuance Under Equity Compensation Plans (excluding securities reflected in column (a))
Equity compensation plans approved by security holders	1,752,665 ⁽¹⁾⁽²⁾	\$11.47	1,012,313 ⁽³⁾
Equity compensation plans not approved by security holders	—	—	—
Total	1,752,665⁽¹⁾⁽²⁾	\$11.47	1,012,313⁽³⁾

- (1) Amount includes 365,250 shares of NTIC common stock issuable upon the exercise of stock options outstanding as of August 31, 2024 under the Northern Technologies International Corporation Amended and Restated 2007 Stock Incentive Plan, 1,387,415 shares of NTIC common stock issuable upon the exercise of stock options outstanding as of August 31, 2024 under the Northern Technologies International Corporation Amended and Restated 2019 Stock Incentive Plan, and 0 shares of NTIC common stock issuable upon the exercise of stock options and the vesting of restricted stock units outstanding as of August 31, 2024 under the Northern Technologies International Corporation 2024 Stock Incentive Plan.
- (2) Excludes employee stock purchase rights accruing under the Northern Technologies International Corporation Employee Stock Purchase Plan. Under such plan, each eligible employee may purchase up to 2,000 shares of NTIC common stock at semi-annual intervals on February 28th or 29th (as the case may be) and August 31st each year at a purchase price per share equal to 90% of the lower of (i) the closing sales price per share of NTIC common stock on the first day of the offering period or (ii) the closing sales price per share of NTIC common stock on the last day of the offering period.
- (3) Amount includes 957,059 shares available as of August 31, 2024 for future issuance under Northern Technologies International Corporation 2024 Stock Incentive Plan and 55,254 shares available at August 31, 2024 for future issuance under the Northern Technologies International Corporation Employee Stock Purchase Plan.

Delinquent Section 16(a) Reports

Section 16(a) of the Exchange Act requires our directors and executive officers and persons who beneficially own more than ten percent of our common stock to file with the SEC reports showing ownership of and changes in ownership of our common stock and other equity securities. Based solely on our review of these reports filed with the SEC and/or representations by our directors and executive officers, we believe that our directors and executive officers and persons who beneficially own more than ten percent of our common stock filed on a timely basis all reports required by Section 16(a) of the Exchange Act during fiscal year 2024, except that G. Patrick Lynch filed one late Form 4 with respect to a transaction on August 26, 2024.

CORPORATE GOVERNANCE

Governance Best Practices

We maintain several corporate governance best practices, which are designed to promote actions that benefit our stockholders and create a framework for our decision-making.

Annual election of all directors	All directors are elected annually for a one-year term.
“Plurality plus” vote standard for uncontested director elections, with a director resignation policy	In an uncontested election, any director nominee who receives a greater number of votes “withheld” from his or her election than votes “for” is required to tender a written offer to resign from the Board.
75% of our directors are independent	Six of the eight directors on our Board are independent.
Annual Board and committee evaluations	It is our practice to conduct annual Board and committees performance self-evaluations.
No poison pill	We believe that not having a poison pill benefits our stockholders by not discouraging takeover attempts that may increase value for our stockholders.
Board oversight of ESG initiatives	The Nominating and Corporate Governance Committee has oversight authority over our ESG initiatives and coordinates with our other Board committees.
Emphasis on gender and racial/ethnic diversity in Board refreshment efforts	The Board has added three female directors since October 2019 and one director from Brazil in January 2023.
Robust stockholder outreach program	Each year, our executives hold meetings to seek stockholder input and strive to take actions that reflect the input received.
Annual say-on-pay vote	Our Board recommended, and our stockholders voted in favor of, an annual advisory stockholder vote on executive compensation.
Officer and director stock ownership requirements	We have stock ownership guidelines for our directors and officers that require maintenance of a specified level of ownership based on compensation.
Hedging and pledging prohibitions	We prohibit our executives from engaging in any hedging transactions, short sales, transactions in publicly traded options, such as puts, calls and other derivatives, short-term trading and pledging our securities.
Robust clawback policy	We maintain a robust, Nasdaq-compliant clawback policy which applies not only to financial restatements, but also if a financial metric used to determine the vesting or payment of compensation was calculated incorrectly or if an executive engages in egregious conduct that is substantially detrimental to NTIC.
Single class of stock	We have a single class of stock, so our stockholders all have equal voting rights.

Corporate Governance Guidelines

The Board of Directors has adopted Corporate Governance Guidelines, which can be found on the “Investor Relations—Corporate Governance” section of our corporate website www.ntic.com. Among the topics addressed in our Corporate Governance Guidelines are:

- Board size, composition and qualifications
- Selection of directors
- New director orientation
- Board leadership
- CEO succession planning
- Board committees
- Board and committee meetings
- Executive sessions of independent directors
- Meeting attendance by directors and non-directors
- Appropriate information and access
- Ability to retain advisors
- Conflicts of interest and director independence
- Board interaction with corporate constituencies
- Retirement and term limits
- Retirement and resignation policy
- Stock ownership guidelines
- Procedures for directors who receive less than a majority vote
- Change of principal occupation and board memberships and limits on board memberships held
- Board compensation
- Stock ownership by directors and executive officers
- Loans to directors and executive officers
- CEO evaluation
- Board and committee evaluation
- Director continuing education
- Succession planning
- Related person transactions
- Communications with directors
- Duty of loyalty and confidentiality

Board Leadership Structure

Under our Corporate Governance Guidelines, the office of Chairman of the Board and Chief Executive Officer may or may not be held by one person. The Board of Directors believes it is best not to have a fixed policy on this issue and that it should be free to make this determination based on what it believes is best under the circumstances. However, the Board of Directors strongly endorses the concept of an independent director being in a position of leadership. Under our Corporate Governance Guidelines, if at any time the Chief Executive Officer and Chairman of the Board positions are held by the same person, the Board of Directors will elect an independent director as a lead independent director.

G. Patrick Lynch currently serves as our President and Chief Executive Officer, and Richard J. Nigon serves as our non-executive Chairman of the Board. Because the Chief Executive Officer and Chairman of the Board positions currently are not held by the same person, we do not have a lead independent director. We believe this leadership structure is in the best interests of NTIC and our stockholders and strikes the appropriate balance between the Chief Executive Officer’s responsibility for the strategic direction, day-to-day-leadership and performance of NTIC and the Chairman’s responsibility to provide oversight of NTIC’s corporate governance and guidance to our Chief Executive Officer and to set the agenda for and preside over Board meetings.

At each regular Board of Directors meeting, our independent directors meet in executive session with no company management present during a portion of the meeting. After each such executive session, our Chairman of the Board provides our Chief Executive Officer with any actionable feedback from our independent directors.

Director Independence

The Board of Directors has affirmatively determined that six of NTIC’s current eight directors are “independent directors” under the Listing Rules of the Nasdaq Stock Market: Nancy E. Calderon, Sarah E. Kemp, Sunggyu Lee, Ph.D., Richard J. Nigon, Cristina Pinho and Konstantin von Falkenhausen.

In making these affirmative determinations that such individuals are “independent,” the Board of Directors reviewed and discussed information provided by the directors and by NTIC with regard to each director’s business and personal activities as they may relate to NTIC and NTIC’s management.

Board Meetings and Attendance

The Board of Directors met four times during the fiscal year ended August 31, 2024. Each of our current directors attended at least 75% of the aggregate of the total number of meetings of the Board and the total number of meetings held by all Board committees on which the director served, with the exception of Richard J. Nigon, who attended 73% of such meetings. Mr. Nigon’s attendance was due to illness and missing one full day of meetings, which comprised of a Board meeting and all three Board committees on which he serves.

Board Committees

The Board of Directors has a standing Audit Committee, Compensation Committee and Nominating and Corporate Governance Committee, each of which has the composition and responsibilities described below. The Board of Directors, from time to time, may establish other committees to facilitate the management of NTIC and may change the composition and responsibilities of our existing committees. Each of the Audit Committee, Compensation Committee and Nominating and Corporate Governance Committee operates under a written charter adopted by the Board of Directors, which can be found on the “Investor Relations—Corporate Governance” section of our corporate website www.ntic.com.

The following table summarizes the current membership of each of our three Board committees. To refresh our Board committees, we recently switched the Chairs of our Compensation and Nominating and Corporate Governance Committees.

Director	Audit	Compensation	Nominating and Corporate Governance
Nancy E. Calderon	Chair	—	√
Sarah E. Kemp	—	Chair	—
Sunggyu Lee, Ph.D.	—	√	—
G. Patrick Lynch	—	—	—
Ramani Narayan, Ph.D.	—	—	—
Richard J. Nigon	√	√	√
Cristina Pinho	—	—	√
Konstantin von Falkenhausen	√	—	Chair

Audit Committee

Responsibilities. The Audit Committee provides assistance to the Board of Directors in fulfilling its responsibilities for oversight, for quality and integrity of the accounting, auditing, reporting practices, systems of internal accounting and financial controls, the annual independent audit of our financial statements, and the legal compliance and ethics programs of NTIC as established by management. The Audit Committee’s primary responsibilities include:

- overseeing our financial reporting process, internal control over financial reporting and disclosure controls and procedures on behalf of the Board of Directors;
- having sole authority to appoint, retain and oversee the work of our independent registered public accounting firm and establish the compensation to be paid to the firm;
- reviewing and pre-approving all audit services and permissible non-audit services to be provided to NTIC by our independent registered public accounting firm;
- establishing procedures for the receipt, retention and treatment of complaints regarding accounting, internal accounting controls or auditing matters and for the confidential, anonymous submission by our employees of concerns regarding questionable accounting or auditing matters;
- overseeing the establishment and administration of (including the grant of any waiver from) a written code of ethics applicable to our principal executive officer, principal financial officer, principal accounting officer or controller, or persons performing similar functions;
- receiving periodic updates from senior management on NTIC's policies, processes, procedures and any significant developments related to the identification, mitigation and remediation of cybersecurity risks and reviewing the cybersecurity disclosures required to be included in NTIC's SEC filings; and
- coordinating with the Nominating and Corporate Governance Committee in that committee's primary oversight over NTIC's ESG activities.

The Audit Committee has the authority to engage the services of outside experts and advisors as it deems necessary or appropriate to carry out its duties and responsibilities.

Composition. The current members of the Audit Committee are Ms. Calderon, Mr. Nigon, and Mr. von Falkenhausen. Ms. Calderon is the current Chair of the Audit Committee.

Each member of the Audit Committee who served during fiscal 2024 is considered "independent" for purposes of membership on audit committees pursuant to the Listing Rules of the Nasdaq Stock Market and the rules and regulations of the SEC and is "financially literate" as required by the Listing Rules of the Nasdaq Stock Market. In addition, the Board of Directors has determined that Ms. Calderon and Mr. Nigon qualify as "audit committee financial experts" as defined by the rules and regulations of the SEC and meet the qualifications of "financial sophistication" under the Listing Rules of the Nasdaq Stock Market as a result of their extensive financial backgrounds and various financial positions they have held throughout their respective careers. Stockholders should understand that these designations related to our Audit Committee members' experience and understanding with respect to certain accounting and auditing matters do not impose upon any of them any duties, obligations or liabilities that are greater than those generally imposed on a member of the Audit Committee or of the Board of Directors.

Meetings. The Audit Committee met five times during fiscal 2024 and at each meeting held an executive session with Baker Tilly, our independent registered public accounting firm.

Audit Committee Report. This report is furnished by the Audit Committee of the Board of Directors with respect to NTIC's financial statements for the fiscal year ended August 31, 2024.

One of the purposes of the Audit Committee is to oversee NTIC's accounting and financial reporting processes and the audit of NTIC's annual financial statements. NTIC's management is responsible for the preparation and presentation of complete and accurate financial statements. NTIC's independent registered public accounting firm, Baker Tilly US, LLP, is responsible for performing an independent

audit of NTIC’s financial statements in accordance with the standards of the Public Company Accounting Oversight Board (United States) and for issuing a report on their audit.

In performing its oversight role, the Audit Committee has reviewed and discussed NTIC’s audited financial statements for the fiscal year ended August 31, 2024 with NTIC’s management. Management represented to the Audit Committee that NTIC’s financial statements were prepared in accordance with generally accepted accounting principles. The Audit Committee has discussed with Baker Tilly US, LLP, NTIC’s independent registered public accounting firm, the matters required to be discussed under Public Company Accounting Oversight Board standards. The Audit Committee has received the written disclosures and the letter from Baker Tilly US, LLP required by applicable requirements of the Public Company Accounting Oversight Board regarding Baker Tilly US, LLP’s communications with the Audit Committee concerning independence. The Audit Committee has discussed with Baker Tilly US, LLP its independence and concluded that the independent registered public accounting firm is independent from NTIC and NTIC’s management.

Based on the review and discussions of the Audit Committee described above, in reliance on the unqualified opinion of Baker Tilly US, LLP regarding NTIC’s audited financial statements, and subject to the limitations on the role and responsibilities of the Audit Committee discussed above and in the Audit Committee’s charter, the Audit Committee recommended to the Board of Directors that NTIC’s audited financial statements for the fiscal year ended August 31, 2024 be included in its Annual Report on Form 10-K for the fiscal year ended August 31, 2024 for filing with the Securities and Exchange Commission.

This report is dated as of November 14, 2024.

Audit Committee

Nancy E. Calderon, Chair
Richard J. Nigon
Konstantin von Falkenhausen

Other Information. Additional information regarding the Audit Committee and our independent registered public accounting firm is disclosed under the “*Proposal Three—Ratification of Appointment of Independent Registered Public Accounting Firm*” section of this proxy statement.

Compensation Committee

Responsibilities. The Compensation Committee provides assistance to the Board of Directors in fulfilling its oversight responsibility relating to compensation of our Chief Executive Officer and other executive officers and administers our equity compensation plans. The Compensation Committee’s primary responsibilities include:

- recommending to the Board of Directors for its determination the annual salaries, incentive compensation, long-term compensation and any and all other compensation applicable to our executive officers;
- establishing and, from time to time, reviewing and revising corporate goals and objectives with respect to compensation for our executive officers and establishing and leading a process for the full Board of Directors to evaluate the performance of our executive officers in light of those goals and objectives;

- administering our equity compensation plans and recommending to the Board of Directors for its determination grants of options or other equity-based awards for executive officers, employees and independent consultants under our equity compensation plans;
- reviewing our policies with respect to employee benefit plans;
- establishing and, from time to time, reviewing and revising processes and procedures for the consideration and determination of executive compensation;
- overseeing and periodically reviewing NTIC’s culture and policies and strategies related to human capital management and reviewing the human capital management disclosures included in NTIC’s annual reports on Form 10-K; and
- coordinating with the Nominating and Corporate Governance Committee in that committee’s primary oversight over NTIC’s ESG activities.

The Compensation Committee has the authority to engage the services of outside experts and advisors as it deems necessary or appropriate to carry out its duties and responsibilities, and prior to doing so, assesses the independence of such experts and advisors from management.

Composition. The current members of the Compensation Committee are Ms. Kemp, Dr. Lee and Mr. Nigon. Ms. Kemp is the current Chair of the Compensation Committee. During fiscal 2023 and until November 2024, the Compensation Committee consisted of Mr. von Falkenhausen, Dr. Lee and Mr. Nigon. Mr. von Falkenhausen served as the Chair of the Compensation Committee during fiscal 2023 and until November 2024.

The Board of Directors has determined that each of the members of the Compensation Committee who served during fiscal 2024 and each current member is an “independent director” under the Listing Rules of the Nasdaq Stock Market, a “non-employee director” within the meaning of Rule 16b-3 under the Exchange Act, and otherwise independent under the rules and regulations of the SEC.

Processes and Procedures for Consideration and Determination of Executive Compensation. As described in more detail above under “—Responsibilities,” the Board of Directors has delegated to the Compensation Committee the responsibility, among other things, to recommend to the Board of Directors any and all compensation payable to our executive officers, including annual salaries, incentive compensation and long-term incentive compensation, and to administer our equity and incentive compensation plans applicable to our executive officers. Decisions regarding executive compensation made by the Compensation Committee are not considered final and are subject to final review and approval by the entire Board of Directors. Under the terms of its formal written charter, the Compensation Committee has the power and authority, to the extent permitted by our Bylaws and applicable law, to delegate all or a portion of its duties and responsibilities to a subcommittee of the Compensation Committee. The Compensation Committee has not generally delegated any of its duties and responsibilities to subcommittees, but rather has taken such actions as a committee, as a whole.

Our President and Chief Executive Officer and our Chief Financial Officer assist the Compensation Committee in gathering compensation related data regarding our executive officers and making recommendations to the Compensation Committee regarding the form and amount of compensation to be paid to each executive officer. In making final recommendations to the Board of Directors regarding compensation to be paid to our executive officers, the Compensation Committee considers the recommendations of our President and Chief Executive Officer and our Chief Financial Officer, but also considers other factors, such as its own views as to the form and amount of compensation to be paid, the achievement by NTIC of pre-established performance objectives, the general performance of NTIC and the individual officers, the performance of NTIC’s stock price and other factors that may be relevant.

Final deliberations and decisions by the Compensation Committee regarding its recommendations to the Board of Directors of the form and amount of compensation to be paid to our executive officers are made by the Compensation Committee, without the presence of any executive officer of NTIC. In making final decisions regarding compensation to be paid to our executive officers, the Board of Directors considers the same factors and gives considerable weight to the recommendations of the Compensation Committee.

Meetings. The Compensation Committee met three times during fiscal 2024.

Nominating and Corporate Governance Committee

Responsibilities. The primary responsibilities of the Nominating and Corporate Governance Committee include:

- identifying individuals qualified to become members of the Board of Directors;
- recommending director nominees for each annual meeting of our stockholders and director nominees to fill any vacancies that may occur between meetings of stockholders;
- making recommendations to the Board of Directors regarding director diversity (which may include diversity of age, gender, race, ethnicity, education, skills, professional experience, knowledge, backgrounds and viewpoints), retirement age, tenure and refreshment policies;
- being aware of best practices in corporate governance matters;
- developing and overseeing an annual Board of Directors and Board committee evaluation process;
- establishing and leading a process for determination of the compensation applicable to the non-employee directors on the Board;
- overseeing NTIC’s ESG activities and coordinating with and soliciting input from the Compensation Committee and the Audit Committee in formulating the approach to NTIC’s ESG activities.

The Nominating and Corporate Governance Committee has the authority to engage the services of outside experts and advisors as it deems necessary or appropriate to carry out its duties and responsibilities.

Composition. The current members of the Nominating and Corporate Governance Committee are Mr. von Falkenhausen, Ms. Calderon, Mr. Nigon and Ms. Pinho. Mr. von Falkenhausen is the current chair of the Nominating and Corporate Governance Committee. During fiscal 2023 and until November 2024, the Nominating and Corporate Governance Committee consisted of Ms. Kemp, Ms. Calderon, Mr. Nigon and Ms. Pinho. Ms. Kemp served as the Chair of the Nominating and Corporate Governance Committee during fiscal 2023 and until November 2024.

The Board of Directors has determined that each of the members of the Nominating and Corporate Governance Committee who served during fiscal 2024 and each current member is an “independent director” under the Listing Rules of the Nasdaq Stock Market.

Processes and Procedures for Consideration and Determination of Director Compensation. As mentioned above under “—Responsibilities,” the Board of Directors has delegated to the Nominating and Corporate Governance Committee the responsibility, among other things, to review and make recommendations to the Board of Directors concerning compensation for non-employee members of the Board of Directors, including but not limited to retainers, meeting fees, committee chair and member retainers and equity compensation. Decisions regarding director compensation made by the Nominating

and Corporate Governance Committee are not considered final and are subject to final review and approval by the entire Board of Directors. Under the terms of its formal written charter, the Nominating and Corporate Governance Committee has the power and authority, to the extent permitted by our Bylaws and applicable law, to delegate all or a portion of its duties and responsibilities to a subcommittee of the Nominating and Corporate Governance Committee. The Nominating and Corporate Governance Committee has not generally delegated any of its duties and responsibilities to subcommittees, but rather has taken such actions as a committee, as a whole.

In making recommendations to the Board of Directors regarding compensation to be paid to our non-employee directors, the Nominating and Corporate Governance Committee considers fees and other compensation paid to directors of comparable public companies, the number of board and committee meetings that our directors are expected to attend, and other factors that may be relevant. In making final decisions regarding non-employee director compensation, the Board of Directors considers the same factors and the recommendation of the Nominating and Corporate Governance Committee.

Meetings. The Nominating and Corporate Governance Committee met three times during fiscal 2024.

Director Nominations Process

Pursuant to a Director Nominations Process adopted by the Board of Directors, in selecting nominees for the Board of Directors, the Nominating and Corporate Governance Committee first determines whether the incumbent directors are qualified to serve, and wish to continue to serve, on the Board. The Nominating and Corporate Governance Committee believes that NTIC and its stockholders benefit from the continued service of qualified incumbent directors because those directors have familiarity with and insight into NTIC's affairs that they have accumulated during their tenure with NTIC. Appropriate continuity of Board membership also contributes to the Board's ability to work as a collective body. Accordingly, it is the practice of the Nominating and Corporate Governance Committee, in general, to re-nominate an incumbent director if the director wishes to continue his or her service with the Board, the director continues to satisfy the criteria for membership on the Board that the Nominating and Corporate Governance Committee generally views as relevant and considers in deciding whether to re-nominate an incumbent director or nominate a new director, the Nominating and Corporate Governance Committee believes the director continues to make important contributions to the Board, and there are no special, countervailing considerations against re-nomination of the director.

Pursuant to a Director Nominations Process adopted by the Board of Directors, in identifying and evaluating new candidates for election to the Board, the Nominating and Corporate Governance Committee solicits recommendations for nominees from persons whom the Nominating and Corporate Governance Committee believes are likely to be familiar with qualified candidates having the qualifications, skills and characteristics required for Board nominees from time to time. Such persons may include members of the Board of Directors and our senior management and advisors to NTIC. In addition, from time to time, if appropriate, the Nominating and Corporate Governance Committee may engage a search firm to assist it in identifying and evaluating qualified candidates.

The Nominating and Corporate Governance Committee reviews and evaluates each candidate whom it believes merits serious consideration, taking into account available information concerning the candidate, any qualifications or criteria for Board membership established by the Nominating and Corporate Governance Committee, the existing composition of the Board, and other factors that it deems relevant. In conducting its review and evaluation, the Nominating and Corporate Governance Committee solicits the views of our management, other Board members, and other individuals it believes may have insight into a candidate. The Nominating and Corporate Governance Committee may designate one or more of its members and/or other Board members to interview any proposed candidate.

The Nominating and Corporate Governance Committee will consider recommendations for the nomination of directors submitted by our stockholders. For more information, see the information set forth under “*Stockholder Proposals and Director Nominations for the 2026 Annual Meeting of Stockholders — Director Nominations for 2026 Annual Meeting.*” The Nominating and Corporate Governance Committee will evaluate candidates recommended by stockholders in the same manner as those recommended as stated above.

There are no formal requirements or minimum qualifications that a candidate must meet in order for the Nominating and Corporate Governance Committee to recommend the candidate to the Board. The Nominating and Corporate Governance Committee believes that each nominee should be evaluated based on his or her merits as an individual, taking into account the needs of NTIC and the Board of Directors. However, in evaluating candidates, there are a number of criteria that the Nominating and Corporate Governance Committee generally views as relevant and is likely to consider. Some of these factors include whether the candidate is an “independent director” under the Listing Rules of the Nasdaq Stock Market and meets any other applicable independence tests under the federal securities laws and rules and regulations of the SEC; whether the candidate is “financially literate” and otherwise meets the requirements for serving as a member of an audit committee under the Listing Rules of the Nasdaq Stock Market; whether the candidate is “financially sophisticated” under the Listing Rules of the Nasdaq Stock Market and an “audit committee financial expert” under the federal securities laws and the rules and regulations of the SEC; the needs of NTIC with respect to the particular talents and experience of its directors; the personal and professional integrity and reputation of the candidate; the candidate’s level of education and business experience; the candidate’s broad-based business acumen; the candidate’s level of understanding of our business and its industry; the candidate’s ability and willingness to devote adequate time to the work of the Board of Directors and its committees; the fit of the candidate’s skills and personality with those of other directors and potential directors in building a board that is effective, collegial and responsive to the needs of NTIC; whether the candidate possesses strategic thinking and a willingness to share ideas; the candidate’s diversity of experiences, expertise, background and other attributes; and the candidate’s ability to represent the interests of all stockholders and not a particular interest group.

While we do not have a formal stand-alone diversity policy in considering whether to recommend any director nominee, including candidates recommended by stockholders, and the Board of Directors has not adopted a formal definition of diversity, the Board’s diversity is a consideration in the director nomination process. As discussed above, the Nominating and Corporate Governance Committee considers the factors described above, including the candidate’s diversity of experiences, expertise, background and other attributes. The Nominating and Corporate Governance Committee seeks nominees with a broad diversity of experience, expertise, backgrounds and other attributes, including diversity of age, gender, race, ethnicity, education, skills, knowledge, and viewpoints. The Nominating and Corporate Governance Committee does not assign specific weights to particular criteria and no particular criterion is necessarily applicable to all prospective nominees. The Board of Directors believes that the backgrounds and qualifications of directors, considered as a group, should provide a significant mix of experience, knowledge and abilities that will allow the Board of Directors to fulfill its responsibilities.

For this year’s election of directors, the Board of Directors has nominated eight individuals, all of whom are current directors. Collectively, these directors bring tremendous diversity to the Board. Each director is a strategic thinker and has varying, specialized experience in the areas relevant to NTIC and its businesses. Moreover, their collective experience covers a wide range of geographies and industries, and roles in academia, corporate governance and government. The eight directors range in age from 57 to 76; three of the eight directors are women; two are of Asian descent; one is of African descent; one is a citizen of Brazil, one is a citizen of the Republic of Korea and one is a citizen of Germany.

Board Diversity Matrix

The Nasdaq listing requirements require each listed company to have, or explain why it does not have, two diverse directors on the board, including at least one diverse director who self-identifies as female and one diverse director who self-identifies as an underrepresented minority or LGBTQ+ (subject to the exceptions). Our current Board composition is in compliance with the Nasdaq diversity requirement.

The table below provides certain highlights of the composition of our board members and nominees. Each of the categories listed in the below table has the meaning as it is used in Nasdaq Rule 5605(f).

Board Diversity Matrix (As of November 19, 2024)				
Total Number of Directors	8			
	Female	Male	Non-Binary	Did Not Disclose Gender
Part I: Gender Identity				
Directors	3	5	—	—
Part II: Demographic Background				
African American or Black	1	—	—	—
Alaskan Native or Native American	—	—	—	—
Asian	—	2	—	—
Hispanic or Latinx	—	—	—	—
Native Hawaiian or Pacific Islander	—	—	—	—
White	2	3	—	—
Two or More Races or Ethnicities	—	—	—	—
LGBTQ+	—			
Did Not Disclose Demographic Background	—			

Board Oversight of Risk

The Board of Directors as a whole has responsibility for risk oversight, with more in-depth reviews of certain areas of risk being conducted by the relevant Board committees that report on their deliberations to the full Board of Directors. The oversight responsibility of the Board and its committees is enabled by management reporting processes that are designed to provide information to the Board about the identification, assessment and management of critical risks and management's risk mitigation strategies. The areas of risk that we focus on include operational, financial (accounting, credit, liquidity and tax), legal, compensation, competitive, cybersecurity, health, safety, environmental, economic, political and reputational risks.

The standing committees of the Board of Directors oversee risks associated with their respective principal areas of focus. The Audit Committee's role includes a particular focus on the qualitative aspects of financial reporting, on our processes for the management of business and financial risk, our financial reporting obligations and for compliance with significant applicable legal, ethical and regulatory requirements. The Audit Committee, along with management, is also responsible for developing and participating in a process for review of important financial and operating topics that present potential significant risk to NTIC. The Compensation Committee is responsible for overseeing risks and exposures associated with our executive compensation programs and arrangements. The Nominating and Corporate Governance Committee oversees risks relating to our corporate governance matters, director compensation programs and director succession planning.

We recognize that a fundamental part of risk management is understanding not only the risks a company faces and what steps management is taking to manage those risks, but also understanding what level of risk is appropriate for NTIC. The involvement of the full Board of Directors each year in establishing our key corporate business strategies and annual fiscal budget is a key part of the Board of Directors' assessment of management's appetite for risk and also a determination of what constitutes an appropriate level of risk for NTIC.

We believe our current Board leadership structure is appropriate and helps ensure proper risk oversight for NTIC for a number of reasons, including: (1) general risk oversight by the full Board of Directors in connection with its role in reviewing our key business strategies and monitoring on an on-going basis the implementation of our key business strategies; (2) more detailed oversight by our standing Board committees that are currently comprised of and chaired by our independent directors, and (3) the focus of our Chairman of the Board on allocating appropriate Board agenda time for discussion regarding the implementation of our key business strategies and specifically risk management.

Board Oversight of Strategy

The Board of Directors oversees our strategic direction and business activities. Throughout the year, the Board and management discuss our short and long-term business strategy. As part of our long-term strategy, management typically formulates three-year financial targets against which performance is reviewed by the Board. With respect to our short-term strategy, at the beginning of each fiscal year, our management presents to the Board a proposed annual business plan for the year and receives input from the Board and a final annual business plan is approved by the Board. At each subsequent regular board meeting, the Board reviews our operating and financial performance relative to the annual business plan.

Board and Board Committee Evaluations

The Board of Directors recognizes that a thorough evaluation process is an important element of corporate governance and enhances the effectiveness of the full Board and each committee. Therefore, it is our practice to conduct annual Board and committee self-evaluations. Each year, the Nominating and Corporate Governance Committee oversees the evaluation process to ensure that the full Board and each committee conduct an assessment of their performance and solicit feedback for areas of improvement. Evaluations include a variety of survey questions to which directors assign a score and open ended questions and oral interviews. The evaluation results are then aggregated and shared with and discussed by the full Board and each committee.

Code of Ethics

The Board of Directors has adopted a Code of Ethics, which applies to all of our directors, executive officers, including our Chief Executive Officer and Chief Financial Officer, and other employees, and meets the requirements of the SEC and the Nasdaq Stock Market. Our Code of Ethics is available on the "Investor Relations—Corporate Governance" section of our corporate website www.ntic.com.

No Political Contributions

NTIC made no political contributions during fiscal 2024 and intends to make no political contributions in the future.

Policy Regarding Director Attendance at Annual Meetings of Stockholders

Although a regular Board of Directors meeting is generally held on the day of each annual meeting of stockholders, this meeting is typically held by video conference. It is the policy of the Board of Directors that if a regular in-person Board of Directors meeting occurs on the day of the annual meeting of stockholders, directors standing for re-election should attend the annual meeting of stockholders, if their schedules permit. Since a video conference Board meeting was held on the day of last year's annual meeting of stockholders, the only directors who attended the meeting were Mr. Nigon and Mr. Lynch.

Complaint Procedures

The Audit Committee has established procedures for the receipt, retention and treatment of complaints received by NTIC regarding accounting, internal accounting controls or auditing matters, and the submission by our employees, on a confidential and anonymous basis, of concerns regarding questionable accounting or auditing matters. We encourage our personnel with such concerns to discuss their concerns with our outside legal counsel, who in turn will be responsible for informing the Audit Committee.

Stockholder Engagement

We are committed to a robust and proactive stockholder engagement program. The Board of Directors values the perspectives of our stockholders, and feedback from stockholders on our business, corporate governance, executive compensation, and sustainability practices are important considerations for Board discussions throughout the year. Some of the actions we have taken in response to feedback from proxy advisory firms and stockholders over the last several years are described below.

What We Heard	What We Did
Encourage Board refreshment	We added Cristina Pinho to our Board in January 2023 and rotated our Compensation Committee and Nominating and Corporate Governance Committee Chairs in November 2024.
Increase Board gender diversity	With the addition of Ms. Pinho, three of our eight directors are female.
Increase stockholder influence over director elections	We adopted a "plurality plus" vote standard for uncontested director elections, with a director resignation policy, instead of a simple plurality vote standard.
Align long-term incentives	We extended the vesting of our annual stock option grants to three-year vesting in response to a concern raised by one of our institutional stockholders.
Increase visibility of ESG principles	We adopted a Health, Safety and Environment Policy and Human Rights Policy to formalize our approach and further our goals with respect to these matters. We also added an ESG section to our investor relations website to increase visibility of our ESG efforts.

What We Heard	What We Did
Ensure the recovery of incentive compensation based on incorrect calculations or egregious behavior	We adopted a robust, Nasdaq-compliant clawback policy which applies not only to financial restatements, but also if a financial metric used to determine the vesting or payment of compensation was calculated incorrectly or if an executive engages in egregious conduct that is substantially detrimental to NTIC.
Align the interests of executive officers and directors with those of stockholders	We adopted stock ownership guidelines applicable to our executive officers and directors to ensure that their interests would be closely aligned with those of our stockholders.

Process Regarding Stockholder Communications with Board of Directors

Stockholders may communicate with the Board of Directors or any one particular director by sending correspondence, addressed to NTIC’s Corporate Secretary, Northern Technologies International Corporation, 4201 Woodland Road, Circle Pines, MN 55014 with an instruction to forward the communication to the Board of Directors or one or more particular directors. NTIC’s Corporate Secretary will promptly forward all such stockholder communications to the Board of Directors or the one or more particular directors, with the exception of any advertisements, solicitations for periodical or other subscriptions and other similar communications.

DIRECTOR COMPENSATION

Summary of Cash and Other Compensation

The table below provides summary information concerning the compensation of each individual who served as a director of NTIC during the fiscal year ended August 31, 2024, other than G. Patrick Lynch, our President and Chief Executive Officer, who was not compensated separately for serving on the Board of Directors during fiscal 2024. His compensation during fiscal 2024 for serving as an executive officer of NTIC is set forth under “*Executive Compensation*” included elsewhere in this proxy statement.

DIRECTOR COMPENSATION – FISCAL 2024

Name	Fees Earned or Paid in Cash (\$)	Option Awards (\$) ⁽¹⁾⁽²⁾	All Other Compensation (\$) ⁽³⁾	Total (\$)
Nancy E. Calderon	\$ 46,500	\$ 50,000	\$ —	\$ 96,500
Sarah E. Kemp	36,000	50,000	—	86,000
Sunggyu Lee, Ph.D.	34,000	50,000	—	84,000
Ramani Narayan, Ph.D.	31,000	50,000	144,000	225,000
Richard J. Nigon	58,500	60,000	—	118,500
Cristina Pinho.....	34,000	50,000	—	84,000
Konstantin von Falkenhausen	45,500	50,000	—	95,500

(1) The amounts in this column do not reflect the compensation actually received by the directors nor do they reflect the actual value that will be recognized by the directors. Instead, the amounts reflect the grant date fair value for option grants made by us in fiscal 2024, as calculated in accordance with FASB ASC Topic 718.

On September 1, 2023, each of our then current directors, other than Mr. Lynch, received a stock option to purchase 9,921 shares of our common stock at an exercise price of \$13.25 per share granted under the Northern Technologies International Corporation Amended and Restated 2019 Stock Incentive Plan, the material terms of which are described in more detail under “*Executive Compensation—Stock Incentive Plans.*” These options vested in full on September 1, 2024 and will expire on August 31, 2033 or earlier in the case of a director whose service as a director is terminated prior to such date. In addition, on September 1, 2023, Mr. Nigon received an additional stock option to purchase 1,984 shares of our common stock in consideration for his service as Chairman of the Board. The terms of this stock option are identical to the other director stock options granted on that date. See “—*Non-Employee Director Compensation Program—Stock Options.*” The grant date fair value associated with these awards and as calculated in accordance with FASB ASC Topic 718 is determined based on our Black-Scholes option pricing model. The grant date fair value per share for the options granted on September 1, 2023 was \$13.25 and was determined using the following specific assumptions: risk free interest rate: 4.23%; expected life: 10.0 years; expected volatility: 46.1%; and expected dividend yield: 0%.

(2) The table below provides information regarding the aggregate number of options to purchase shares of our common stock outstanding at August 31, 2024 and held by each of the directors listed in the Director Compensation Table. Note that because of the grant date, neither the Director Compensation Table nor the table below reflect option or RSU grants on September 1, 2024. In addition, note that no RSUs were granted to any of our non-employee directors during the fiscal year ended August 31, 2024 or held by any of our non-employee directors as of August 31, 2024. See “—*Non-Employee Director Compensation Program—Equity Awards.*”

Name	Aggregate Number Of Securities Underlying Options	Exercisable/ Unexercisable	Exercise Price(s)	Expiration Date(s)
Nancy E. Calderon	51,481	41,560/9,921	\$ 8.24 – 16.97	10/21/2029 – 08/31/2033
Sarah E. Kemp	51,481	41,560/9,921	\$ 8.24 – 16.97	10/21/2029 – 08/31/2033
Sunggyu Lee, Ph.D.	20,230	10,309/9,921	\$11.38 – 13.25	08/31/2032 – 08/31/2033
Ramani Narayan, Ph.D.....	32,635	22,714/9,921	\$ 11.38 – 18.23	08/31/2028 – 08/31/2033
Richard J. Nigon.....	108,478	96,573/11,905	\$ 6.70 – 18.23	08/31/2025 – 08/31/2033
Cristina Pinho.....	15,432	5,511/9,921	\$ 12.95 – 13.25	01/19/2033 – 08/31/2033
Konstantin von Falkenhausen .	84,398	74,477/9,921	\$ 6.70 – 18.23	08/31/2025 – 08/31/2033

- (3) We do not provide perquisites or other personal benefits to our directors. The amounts reflected for Dr. Narayan reflects consulting fees paid during the fiscal year ended August 31, 2024, as described in more detail below under “—Consulting Agreement.”

Non-Employee Director Compensation Program

Overview. Our non-employee directors for the purposes of our director compensation program currently consist of Nancy E. Calderon, Sarah E. Kemp, Sunggyu Lee, Ph.D., Ramani Narayan, Ph.D., Richard J. Nigon, Cristina Pinho and Konstantin von Falkenhausen.

We use a combination of cash and long-term equity-based incentive compensation in the form of annual stock option or RSU grants to attract and retain qualified candidates to serve on the Board of Directors. In setting non-employee director compensation, we follow the processes and procedures described under “Corporate Governance—Nominating and Corporate Governance Committee—Processes and Procedures for the Determination of Director Compensation.”

Cash Retainers and Meeting Fees. Each of our non-employee directors receives annual cash retainers and meeting fees. The following table sets forth the annual cash retainers paid to our non-employee directors during fiscal 2024:

Description	Annual Cash Retainer
Non-employee Board Member	\$ 25,000
Chairman of the Board.....	15,000
Audit Committee Chair.....	5,000
Audit Committee Member (including Chair)	4,500
Compensation Committee Chair.....	4,000
Compensation Committee (including Chair)	3,000
Nominating and Corporate Governance Committee Chair.....	2,000
Nominating and Corporate Governance Committee (including Chair).....	3,000

Each of our non-employee directors also receives \$1,000 for each Board, Board committee and strategy review meeting attended. No director, however, earns more than \$1,000 per day in Board, Board committee and strategy review meeting fees.

Equity Awards. Pursuant to our non-employee director compensation program, each non-employee director who is expected to stand for re-election at the next annual meeting of stockholders, is granted a ten-year non-qualified option to purchase \$50,000 in shares of our common stock, or if a director so elects, \$50,000 in restricted stock units, on the first day of each fiscal year in consideration for his or her service as a director of NTIC, and the Chairman of the Board is automatically granted an additional ten-year non-qualified option to purchase \$10,000 in shares of our common stock, or if the Chairman of the

board so elects, \$10,000 in RSUs, on the first day of each fiscal year in consideration for his or her services as Chairman. In addition, each new non-employee director is automatically granted a ten-year non-qualified option to purchase a pro rata portion of \$50,000 shares of our common stock calculated by dividing the number of months remaining in the fiscal year at the time of election or appointment by 12 on the date the director is first elected or appointed as a director of NTIC. The number of shares of common stock underlying the options or RSUs is determined based on the grant date fair value of the options or RSUs. Each option vests and becomes exercisable in full on the one-year anniversary of the grant date. The exercise price of such options is equal to the fair market value of a share of NTIC's common stock on the grant date. RSUs also vest on the one-year anniversary of the grant date.

Under the terms of our stock incentive plan, unless otherwise provided in a separate agreement or modified in connection with the termination of a director's service, if a director's service with NTIC terminates for any reason, the unvested portion of any stock options then held by the director will immediately terminate and the director's right to exercise the then vested portion of the options will:

- immediately terminate if the director's service relationship with NTIC terminated for "cause";
- continue for a period of 12 months if the director's service relationship with NTIC terminates as a result of the director's death, disability or retirement; or
- continue for a period of three months if the director's service relationship with NTIC terminates for any reason, other than for cause or upon the director's death, disability or retirement.

In addition, under the terms of our stock incentive plan, unless otherwise provided in a separate agreement or modified in connection with the termination of a director's service, if a director's service with NTIC terminates for any reason, the unvested portion of any RSUs held by such director will be terminated and forfeited immediately.

We refer you to note (1) to the "*Director Compensation Table*" for a summary of all option grants to our non-employee directors during the fiscal year ended August 31, 2024 and note (2) to the "*Director Compensation Table*" for a summary of all options to purchase shares of our common stock held by our non-employee directors as of August 31, 2024. No RSUs were granted to any of our non-employee directors during the fiscal year ended August 31, 2024 or held by any of our non-employee directors as of August 31, 2024.

Reimbursement of Expenses. All of our directors are reimbursed for travel expenses for attending meetings and other miscellaneous out-of-pocket expenses incurred in performing their Board of Directors functions.

Consulting Agreement

We are party to a consulting agreement with Bioplastic Polymers LLC, an entity owned by one of our directors, Ramani Narayan, Ph.D., pursuant to which Dr. Narayan provides certain consulting services to us relating to our Natur-Tec® business and bioplastics program. The agreement sets out terms for clear separation between Dr. Narayan's work at Michigan State University and any related inventions and his work with us and related inventions. In exchange for the consulting services, we pay Bioplastic Polymers LLC \$12,000 per month. Unless terminated earlier, the agreement will terminate by its terms on January 11, 2027. Either party may terminate the agreement upon 30 days prior written notice and the agreement will terminate automatically upon Dr. Narayan's death or a disability that prevents him from performing services under the agreement. We paid Bioplastic Polymers LLC \$144,000 in consulting fees during the fiscal year ended August 31, 2024.

EXECUTIVE COMPENSATION

Compensation Review

In this Compensation Review, we describe the key principles and approaches we use to determine elements of compensation paid to, awarded to and earned by G. Patrick Lynch, who serves as our President and Chief Executive Officer (referred to as our “CEO”), and Matthew C. Wolsfeld, who serves as our Chief Financial Officer (referred to as our “CFO”). Their compensation is set forth in the Summary Compensation Table found later in this proxy statement. The CEO and CFO are the only two individuals who have been designated by our Board of Directors as “executive officers” of NTIC within the meaning of the federal securities laws. This Compensation Review should be read in conjunction with the accompanying compensation tables, corresponding notes and narrative discussion, as they provide additional information and context to our compensation disclosures. We refer to the CEO and CFO in this proxy statement as our “named executive officers” or “executives.”

When reading this Compensation Review, please note that we are a “smaller reporting company” under the federal securities laws and are not required to provide a “Compensation Discussion and Analysis” of the type required by Item 402 of Regulation S-K. This Compensation Review is intended to supplement the SEC-required disclosure, which is included below this section, and it is not a Compensation Discussion and Analysis.

Executive Summary

One of our key executive compensation objectives is to link pay to performance by aligning the financial interests of our executives with those of our stockholders and by emphasizing pay for performance in our compensation programs. We believe we accomplish this objective primarily through our annual bonus plan, which compensates executives for achieving annual corporate financial goals and individual goals.

Our fiscal 2024 total net sales increased 6.5% to a record \$85.1 million compared to fiscal 2023 and NTIC incurred net income attributable to NTIC of \$5.4 million, or \$0.55 per diluted common share, for fiscal 2024 compared to net income attributable to NTIC of \$2.9 million, or \$0.30 per diluted common share, for fiscal 2023.

Compensation Highlights and Best Practices

Our compensation practices include many best pay practices that support our executive compensation objectives and principles and benefit our stockholders, such as the following:

- *Pay for performance.* We tie compensation directly to financial performance. Our annual bonus plan pays out only if a certain minimum adjusted earnings threshold is met, and the payouts are completely dependent upon our actual adjusted earnings.
- *At-risk pay.* A significant portion of executives’ compensation is “performance-based” or “at risk.” For fiscal 2024, approximately 45.3% of total compensation for our named executive officers was performance-based, assuming grant date fair values for equity awards.
- *Equity-based pay.* A significant portion of executives’ compensation is “equity-based” and in the form of stock-based incentive awards. For fiscal 2024, approximately 24.1% of total compensation for our named executive officers was equity-based, assuming grant date fair values for equity awards.

- *Clawback policy.* We maintain a robust, Nasdaq-compliant clawback policy pursuant to which we are required to recover erroneously paid compensation from current or former executive officers in the event of certain financial restatements as provided under the Nasdaq rules. This policy also provides that we may recover certain incentive compensation, including all equity awards, if a financial metric used to determine the vesting or payment of compensation was calculated incorrectly, whether or not a restatement occurs, or if an executive engages in egregious conduct that is substantially detrimental to NTIC. In addition, our stock incentive plan and related award agreements include a “clawback” mechanism to recoup incentive compensation if it is determined that executives engaged in certain conduct adverse to our interests.
- *No tax gross-ups.* We do not provide any tax “gross-up” payments in connection with any compensation, benefits or perquisites provided to our executives.
- *Limited perquisites.* We provide only limited perquisites to our executives.
- *Stock ownership guidelines.* We maintain stock ownership guidelines that allow us to ensure that the interests of our executive officers are closely aligned with those of our stockholders.
- *No hedging or pledging.* We prohibit our executives from engaging in hedging transactions, such as short sales, transactions in publicly traded options, such as puts, calls and other derivatives, and pledging our common stock in any significant respect.

Say-on-Pay Vote

At our 2024 Annual Meeting of Stockholders, our stockholders had the opportunity to provide an advisory vote on the compensation paid to our named executive officers, or a “say-on-pay” vote. Of the votes cast by our stockholders, approximately 86% were in favor of our “say-on-pay” proposal. Accordingly, the Compensation Committee generally believes that these results affirmed stockholder support of our approach to executive compensation and did not believe it was necessary to make, and therefore has not made, any changes to our executive pay program solely in response to that vote. In accordance with the result of the advisory vote on the frequency of the say-on-pay vote, which was conducted at our 2020 Annual Meeting of Stockholders, our Board of Directors has determined that we will conduct an executive compensation advisory vote every year. Accordingly, the next say-on-pay vote will occur next year at our 2026 Annual Meeting of Stockholders. Our next vote on the frequency of the say-on-pay vote will also occur next year at our 2026 Annual Meeting of Stockholders.

Executive Compensation Objectives

Our guiding compensation philosophy is to maintain an executive compensation program that allows us to attract, retain, motivate and reward qualified and talented executives that will enable us to grow our business, achieve our annual, long-term and strategic goals and drive long-term stockholder value.

The following core principles provide a framework for our executive compensation program:

- Align interests of our executives with stockholder interests;
- Integrate compensation with our business plans and strategic goals;
- Link amount of compensation to both company and individual performance; and
- Provide fair and competitive compensation opportunities that attract and retain executives.

How We Make Compensation Decisions

There are several elements to our executive compensation decision-making, which we believe allow us to most effectively implement our compensation philosophy. Each of these elements and their roles are described briefly below.

Role of the Compensation Committee. The Compensation Committee, which is comprised solely of independent directors, oversees our executive compensation program. Within its duties, the Compensation Committee recommends compensation for the CEO and CFO. In doing so, the Compensation Committee:

- Approves and recommends that the Board approve the total executive compensation package for each executive, including his base salary, annual bonus payout and annual stock option awards;
- Approves and recommends that the Board approve the terms of our annual bonus plan;
- Approves and recommends that the Board approve annual stock option grants;
- Evaluates market competitiveness of our executive compensation program; and
- Evaluates proposed significant changes to all other elements of our executive compensation program.

In setting or recommending executive compensation for our executives, the Compensation Committee considers the following primary factors:

- each executive's position within NTIC and the level of responsibility;
- the ability of the executive to impact key business initiatives;
- the executive's individual experience and qualifications;
- company performance, as compared to specific pre-established objectives;
- individual performance, generally and as compared to specific pre-established objectives;
- the executive's current and historical compensation levels;
- advancement potential and succession planning considerations;
- an assessment of the risk that the executive would leave NTIC and the harm to our business initiatives if the executive left;
- the retention value of executive equity holdings, including outstanding stock options;
- the dilutive effect on the interests of our stockholders of long-term equity-based incentive awards; and
- anticipated share-based compensation expense as determined under applicable accounting rules.

The Compensation Committee also considers the recommendations of the CEO with respect to executive compensation to be paid to other executives and employees. The significance of any individual factor described above in setting executive compensation will vary from year to year and may vary among our executives. In making its final decision regarding the form and amount of compensation to be paid to our named executive officers (other than the CEO), the Compensation Committee considers and gives great

weight to the recommendations of the CEO recognizing that due to his reporting and otherwise close relationship with each executive and employee, the CEO often is in a better position than the Compensation Committee to evaluate the performance of each executive (other than himself). In making its final decision regarding the form and amount of compensation to be paid to the CEO, the Compensation Committee considers the results of the CEO’s self-review and his individual annual performance review by the Compensation Committee and the recommendations of our non-employee directors. The CEO’s compensation is approved by the Board of Directors (with the CEO abstaining), upon recommendation of the Compensation Committee.

Role of Management. Management’s role is to provide current compensation information to the Compensation Committee and provide analysis and recommendations on executive compensation to the Compensation Committee based on the executive’s level of professional experience; the executive’s duties and responsibilities; individual performance; tenure; and historic corporate performance. None of our executives, including the CEO, provides input or recommendations with respect to his own compensation.

Use of Market Data. Since there are no public companies of which NTIC is aware that are substantially similar to NTIC, in terms of its business, industry and corporate profile, the Compensation Committee has not used market data to review and evaluate executive compensation in any material respect. However, the Compensation Committee has historically used a group of peer companies with a market capitalization similar to NTIC and either in a similar industry or located in Minnesota.

Elements of Our Executive Compensation Program

Our executive compensation program for the fiscal year ended August 31, 2024 consisted of the following key elements:

- Base salary;
- Annual incentive compensation;
- Long-term equity-based incentive compensation, in the form of stock options; and
- All other compensation, including health and welfare benefits, retirement plans and perquisites.

The table below provides some of the key characteristics of and purpose for each element along with some key actions taken during fiscal 2024.

Element	Key Characteristics	Purpose	Key Fiscal 2024 Actions
Base Salary	A fixed amount, paid in cash and reviewed annually and, if appropriate, adjusted.	Provide a source of fixed income that is competitive and reflects scope and responsibility of the position held.	Our named executive officers received a 2.0% increase to their fiscal 2023 annual base salaries.

Element	Key Characteristics	Purpose	Key Fiscal 2024 Actions
Annual Incentive	A variable, short-term element of compensation that is typically payable in cash and is based on Adjusted EBITOI and individual performance goals.	Motivate and reward our executives for achievement of annual business results intended to drive overall company performance.	Messrs. Lynch and Wolsfeld received bonuses in the amount of \$429,884 and \$317,740, respectively, in each case representing 85.4% of their annual base salary. A portion of the annual incentive earned for fiscal 2024 was paid in the form of a stock option grant made at the beginning of fiscal 2024, resulting in cash bonuses of \$201,164 for Mr. Lynch and \$148,686 for Mr. Wolsfeld.
Long-Term Equity-Based Incentive	A variable, long-term element of compensation that is provided in the form of stock options. Stock options are time-based and vest annually over three years.	Align the interests of our executives with the long-term interests of our stockholders; promote stock ownership and create significant incentives for executive retention.	No significant changes were made. The fiscal 2024 stock option grant was intended as partial payout of the fiscal 2024 annual bonus program.
Health and Welfare Benefits	Includes health, dental and life insurance.	Provide competitive health and welfare benefits at a reasonable cost and promote employee health.	No significant changes were made.
Retirement Plans	Includes a 401(k) plan. We do not provide pension arrangements or post-retirement health coverage for our executives or employees. We also do not provide any nonqualified defined contribution or other deferred compensation plans.	Provide an opportunity for employees to save and prepare financially for retirement.	No significant changes were made.
Perquisites	Includes use of a company-owned automobile. We do not provide any other perquisites to our executives.	Assist in the attraction and retention of executives.	No significant changes were made.

We describe each key element of our executive compensation program in more detail in the following pages, along with the compensation decisions made in fiscal 2024.

Base Salary. We provide a base salary for our named executive officers, which, unlike some of the other elements of our executive compensation program, is not subject to company or individual performance risk. We recognize the need for most executives to receive at least a portion of their total compensation in the form of a guaranteed base salary that is paid in cash regularly throughout the year.

We initially fix base salaries for our executives at a level that we believe enables us to hire and retain them in a competitive environment and to reward satisfactory individual performance and a satisfactory level of contribution to our overall business objectives. The Compensation Committee reviews base salaries for our named executive officers each year typically in August and generally recommends to the Board of Directors any increases for the following fiscal year in August. Any increases in base salaries are effective as of September 1.

The Compensation Committee’s recommendations to the Board of Directors regarding the base salaries of our named executive officers are based on a number of factors, including: the executive’s level of responsibility, prior experience and base salary for the prior year, the skills and experiences required by the position, length of service with NTIC, past individual performance, cost of living increases and other considerations the Compensation Committee deems relevant. The Compensation Committee also recognizes that in addition to the typical responsibilities and duties held by our executives, by virtue of their positions, our executives, due to the small number of our executives and employees, often possess additional responsibilities and perform additional duties that would be typically delegated to others in most organizations with additional personnel and resources.

Annualized base salary rates for fiscal 2023 and fiscal 2024 for our named executive officers were as follows:

Name	Fiscal 2023	Fiscal 2024	% Change From Fiscal 2023
G. Patrick Lynch	\$ 493,735	\$ 503,610	2.0%
Matthew C. Wolsfeld	364,935	372,233	2.0%

The Board of Directors, upon recommendation of the Compensation Committee, recently set base salaries for fiscal 2025. Both Mr. Lynch’s and Mr. Wolsfeld’s base salaries for fiscal 2025 increased by 4.0% of their respective base salaries for fiscal 2024.

Annual Incentive Compensation. In addition to base compensation, we provide our named executive officers the opportunity to earn annual incentive compensation based on the achievement of certain company and individual related performance goals. Our annual bonus program, along with our stock ownership guidelines, directly aligns the interests of our executive officers and stockholders by providing an incentive for the achievement of key corporate and individual performance measures that are critical to the success of NTIC and linking a significant portion of each executive’s annual compensation to the achievement of such measures.

Under the annual bonus plan for fiscal 2024, the total amount available under the bonus plan for all plan participants, including our two executive officers, as in past years, was a percent (25%) of NTIC’s earnings before interest, taxes and other income, as adjusted to take into account amounts to be paid under the bonus plan and certain other adjustments (referred to as “Adjusted EBITOI”). For fiscal 2024, the other adjustments included amounts paid under NTIC’s sales and management bonus plan and profit sharing plan and a portion of stock-based compensation expense. As in past years, for fiscal 2024, for each named executive officer participant, 75% of the amount of their individual bonus payout was determined based upon their individual allocation percentage of the total amount available under the

bonus plan, and 25% of their individual payout was determined based upon their achievement of certain pre-established but more qualitative individual performance objectives.

A plan participant's individual allocation percentage of the total amount available under the bonus plan was based on the number of plan participants (which for fiscal 2024 was seven participants), the individual's annual base salary for fiscal 2024 and the individual's position and level of responsibility within NTIC. Individual allocation percentages ranged from approximately 5% to 22%. Mr. Lynch's individual allocation percentage for fiscal 2024 was approximately 22% and Mr. Wolsfeld's individual allocation percentage for fiscal 2024 was approximately 17% of a total cash management bonus pool of approximately \$894,984.

Mr. Lynch's individual performance objectives for fiscal 2024 related primarily to NTIC's infrastructure backbone, enterprise software platform and artificial intelligence strategy, oversight of ZERUST® Industrial and oil and gas sales and marketing, management of pending litigation, improvement and maintenance of key joint venture relationships, improvement and maintenance of investor relations and retention and improvement of key personnel. Mr. Wolsfeld's individual performance objectives for fiscal 2024 related primarily to investor relations, subsidiary gross margins, operating margins and profitability, qualified suppliers and management of NTIC's enterprise software platform. In the case of both Mr. Lynch and Mr. Wolsfeld, the Compensation Committee determined each executive achieved his individual performance objectives at a 100% achievement level.

Mr. Lynch received a total cash bonus of \$201,164 for fiscal 2024 and Mr. Wolsfeld received a total bonus of \$148,686 for fiscal 2024. Additionally, a portion of the annual bonus earned was paid in the form of a stock option grant on September 1, 2023.

The structure and material terms of our annual bonus plan for fiscal 2025 are similar to the annual bonus plan for fiscal 2024. As in past years, the payment of bonuses under the plan for fiscal 2025 will be discretionary and may be paid to participants in cash and/or shares of NTIC common stock.

Long-Term Equity-Based Incentive Compensation. The long-term equity-based incentive compensation component of our executive compensation program consists of annual option grants to our executives and certain other employees. The stock options are typically granted on the first business day of each fiscal year.

Accordingly, on September 1, 2023, NTIC granted Mr. Lynch an option to purchase 45,381 shares of common stock and Mr. Wolsfeld an option to purchase 33,543 shares of common stock. These options vest annually over three years. More recently, on September 1, 2024, NTIC granted Mr. Lynch an option to purchase 44,858 shares of common stock and Mr. Wolsfeld an option to purchase 33,156 shares of common stock. These stock options also vest annually over three years.

In determining the number of stock options to grant to our executives and other employees, the Board of Directors, upon recommendation of the Compensation Committee, considered the anticipated amount to be earned under the annual bonus plan and a portion of which it preferred to pay out in the form of a stock option grant and the total amount of stock-based compensation expense budgeted for such options and divided that amount by the grant date fair value per share to obtain a total option pool. Of the total option pool, the number of options to be granted to each executive and employee receiving options was then determined based on the individual's base salary as a percentage of the total aggregate base salaries of all executive and employees receiving option grants.

The Compensation Committee's primary objectives with respect to long-term equity-based incentive compensation, along with our stock ownership guidelines, are to align the interests of our executives with

the long-term interests of our stockholders, promote stock ownership and create significant incentives for executive retention. Long-term equity-based incentives are intended to comprise a significant portion of each executive's compensation package, consistent with our executive compensation objective to align the interests of our executives with the interests of our stockholders. For fiscal 2024, equity-based compensation comprised approximately 24.1% of the total compensation for Mr. Lynch and Mr. Wolsfeld, assuming grant date fair value for equity awards. All equity-based compensation granted to our executives and other employees is granted under our then current stockholder-approved stock incentive plan.

The Compensation Committee uses stock options as opposed to other equity-based incentive awards since the Compensation Committee believes that options effectively incentivize executives to maximize company performance, as the value of awards is directly tied to an appreciation in the value of our common stock. Stock options also provide an effective retention mechanism because of vesting provisions. An important objective of our long-term equity-based incentive program is to strengthen the relationship between the long-term value of our common stock and the potential financial gain for our executives. Stock options provide recipients with the opportunity to purchase our common stock at a price fixed on the grant date regardless of future market price. The vesting of our stock options is time-based – over three years and previously upon the one-year anniversary of the date of grant. Our policy is to grant options only with an exercise price equal to or more than the fair market value of our common stock on the grant date. Under the terms of our incentive plan, fair market value is defined as the mean between the reported high and low sale prices of our common stock as of the grant date at the end of the regular trading session, as reported on the Nasdaq Global Market. Because stock options become valuable only if the share price increases above the exercise price and the option holder remains employed during the period required for the option to vest, they provide an incentive for an executive to remain employed. In addition, stock options link a portion of an employee's compensation to the interests of our stockholders by providing an incentive to achieve corporate goals and increase the market price of our common stock over the vesting period.

Through the grant of stock options, we seek to align the long-term interests of our executives with the long-term interests of our stockholders by creating a strong and direct link between compensation and long-term stockholder return. When our executives deliver returns to our stockholders, in the form of increases in our stock price or otherwise, stock options permit an increase in their compensation. We also believe that stock options enable our executives to achieve meaningful equity ownership in NTIC and enable us to attract, retain and motivate our executives by maintaining competitive levels of total compensation.

As described in more detail below, we maintain stock ownership guidelines to align the interests of our executives with the interests of our stockholders, and under the terms of our insider trading policy, our executives are prohibited from engaging in any hedging or significant pledging of their shares of our common stock.

All Other Compensation. It is generally our policy not to extend significant perquisites to our executives that are not available to our employees generally. The only significant perquisite that we provide to our executives is the personal use of a company-owned vehicle. Our executives also receive benefits, which are also received by our other employees, including participation in the Northern Technologies International Corporation 401(k) Plan and health, dental and life insurance benefits. Under the 401(k) plan, all eligible participants, including our executives, may voluntarily request that we reduce his or her pre-tax compensation by up to 10% (subject to certain special limitations) and contribute such amounts to a trust. We typically contribute an amount equal to 50% of the first 7% of the amount that each participant contributed under this plan. We do not provide pension arrangements or post-retirement

health coverage for our executives or employees. We also do not provide any nonqualified defined contribution or other deferred compensation plans.

Change in Control and Post-Termination Severance Arrangements

Change in Control Arrangements. To encourage continuity, stability and retention when considering the potential disruptive impact of an actual or potential corporate transaction, we have established change in control arrangements, including provisions in our stock incentive plans and written employment agreements with our executives. These arrangements are designed to incentivize our executives to remain with NTIC in the event of a change in control or a potential change in control.

Under the terms of our stock incentive plans and the individual award documents provided to recipients of awards under those plans, all stock options become immediately vested and exercisable upon the completion of a change in control of NTIC. For more information, see “—*Potential Payments Upon Termination or Change in Control—Change in Control Arrangements.*” Thus, the immediate vesting of stock options is triggered by the change in control, itself, and thus is known as a “single trigger” change in control arrangement. We believe these “single trigger” equity acceleration change in control arrangements provide important retention incentives during what can often be an uncertain time for executives. They also provide executives with additional monetary motivation to focus on and complete a transaction that the Board of Directors believes is in the best interests of our stockholders rather than to seek new employment opportunities. If an executive were to leave before the completion of the change in control, non-vested options held by the executive would terminate.

In addition, we have entered into employment agreements with our named executive officers to provide certain payments and benefits in the event of a change in control, which are payable only in the event their employment is terminated in connection with the change in control (“double-trigger” provisions). These change in control protections provide consideration to executives for certain restrictive covenants that apply following termination of employment and provide continuity of management in connection with a threatened or actual change in control transaction. If an executive’s employment is terminated without “cause” or by the executive for “good reason” (as defined in the employment agreements) within 24 months following a change in control, the executive will be entitled to receive a lump sum payment equal to two times, in the case of the CEO, and one and one-half times, in the case of the CFO, his average total annual compensation for the two most recently completed fiscal years. The average total annual compensation will be determined based on the calculation used to determine total compensation in the Summary Compensation Table. Accordingly, it will not include equity gains; only, the grant date fair value of equity grants. Additionally, each of the CEO and CFO is eligible to receive a pro rata portion of the target bonus that the executive otherwise would have been eligible to receive under our bonus plan for the fiscal year during which the executive’s employment is terminated, with such pro rata portion based on the number of completed months during the fiscal year that the executive was employed with NTIC. These arrangements, and a quantification of the payment and benefits provided under these arrangements, are described in more detail under “—*Potential Payments Upon Termination or Change in Control—Change in Control Arrangements.*” Other than the immediate acceleration of equity-based awards, which we believe aligns our executives’ interests with those of our stockholders by allowing executives to participate fully in the benefits of a change in control as to all of their equity, in order for a named executive officer to receive any other payments or benefits as a result of a change in control of NTIC, there must be a termination of the executive’s employment, either by us without cause or by the executive for good reason. The termination of the executive’s employment by the executive without good reason will not give rise to additional payments or benefits either in a change in control situation or otherwise. Thus, these additional payments and benefits will not just be triggered by a change in control, but also will require a termination event not within the control of the executive, and thus are known as “double trigger” change in control arrangements. As opposed to the immediate acceleration of stock options, we

believe that other change in control payments and benefits should properly be tied to termination following a change in control, given the intent that these amounts provide economic security to ease the executive’s transition into new employment.

We believe these change in control arrangements are an important part of our executive compensation program in part because they mitigate some of the risk for executives working in a smaller company where there is a meaningful risk that NTIC may be acquired. Change in control benefits are intended to attract and retain qualified executives who, absent these arrangements and in anticipation of a possible change in control of NTIC, might consider seeking employment alternatives to be less risky than remaining with NTIC through the transaction. We believe that relative to NTIC’s overall value, our potential change in control benefits are relatively small. We also believe that the form and amount of these change in control benefits are fair and reasonable to both NTIC and our executives. The Compensation Committee reviews our change of control arrangements periodically to ensure that they remain necessary and appropriate.

Other Severance Arrangements. Each of our named executive officers is entitled to receive severance benefits upon certain other qualifying terminations of employment, other than a change in control, pursuant to the provisions of such executive’s employment agreement. These severance arrangements are primarily intended to retain our executives and provide consideration to those executives for certain restrictive covenants that apply following termination of employment. Additionally, we entered into the employment agreements because they provide us valuable protection by subjecting the executives to restrictive covenants that prohibit the disclosure of confidential information during and following their employment and limit their ability to engage in competition with us or otherwise interfere with our business relationships following their termination of employment. For more information on our employment agreements and severance arrangements with our named executive officers, see the discussions below under “—Summary Compensation—Employment Agreements” and “—Potential Payments Upon a Termination or Change in Control.”

We believe that the form and amount of these severance benefits are fair and reasonable to both NTIC and our executives. The Compensation Committee reviews our severance arrangements periodically to ensure that they remain necessary and appropriate.

Stock Ownership Guidelines

We maintain stock ownership guidelines that are intended to align the interests of our executive officers with those of our stockholders. As of the date of this proxy statement, each of our executive officers required to meet the stock ownership guidelines had met such guideline. The stock ownership guidelines for our executive officers are as follows:

Position	Guideline
Chief Executive Officer	6x annual base salary
Other Executive Officers	3x annual base salary

Hedging and Pledging Policies

Our insider trading policy prohibits NTIC directors, officers, employees, consultants and their immediate family members, other household members and controlled entities from engaging in hedging or monetization transactions that hedge or offset, or are designed to hedge or offset, any decrease in the market value of NTIC securities, including, without limitation, prepaid variable forward contracts, equity swaps, collars and exchange funds. In addition, our insider trading policy limits the ability of the individuals listed above to pledge NTIC securities. NTIC securities may only be pledged in an

insignificant manner if the individual has a compelling reason for the pledge and is able to demonstrate the financial capacity to repay the loan without resort to the pledged securities. The proposed transaction must be submitted at least two weeks prior to its proposed execution in order for the Chief Financial Officer to review and approve the transaction.

Clawback Policy

We maintain a robust, Nasdaq-compliant clawback policy pursuant to which we are required to recover erroneously paid compensation from current or former executive officers in the event of certain financial restatements as provided under the Nasdaq rules. This policy also provides that we may recover certain incentive compensation, including all equity awards, if a financial metric used to determine the vesting or payment of compensation was calculated incorrectly, whether or not a restatement occurs, or if an executive engages in egregious conduct that is substantially detrimental to NTIC. In addition, our stock incentive plan and related award agreements include a “clawback” mechanism to recoup incentive compensation if it is determined that executives engaged in certain conduct adverse to our interests.

Summary of Cash and Other Compensation

The table below provides summary information concerning all compensation awarded to, earned by or paid to named executive officers. G. Patrick Lynch, our President and Chief Executive Officer, serves as our principal executive officer, and Matthew C. Wolsfeld, our Chief Financial Officer and Corporate Secretary, serves as our principal financial officer. Mr. Lynch and Mr. Wolsfeld are the only two individuals who have been designated by our Board of Directors as “executive officers” of NTIC.

SUMMARY COMPENSATION TABLE – FISCAL 2024

Name and Principal Position	Fiscal Year	Salary	Option Awards⁽¹⁾	Non-Equity Incentive Plan Compensation⁽²⁾	All Other Compensation⁽³⁾	Total
G. Patrick Lynch..... <i>President and Chief Executive Officer</i>	2024	\$503,610	\$ 228,721	\$ 201,164	\$ 13,102	\$ 946,597
	2023	493,735	230,455	151,752	13,102	889,044
Matthew C. Wolsfeld.... <i>Chief Financial Officer and Corporate Secretary</i>	2024	372,233	169,054	148,686	12,875	702,848
	2023	364,935	170,337	112,165	12,875	660,312

(1) On September 1, 2023, each of the named executive officers was granted a stock option under the Northern Technologies International Corporation 2019 Stock Incentive Plan. We refer you to the information under the heading “*Compensation Review—Elements of Our Executive Compensation Program—Long-Term Equity-Based Incentive Compensation*” for a discussion of the option grants and their terms. The amounts reflected in the column entitled “Option Awards” for each officer represent the aggregate grant date fair value for the option awards, as computed in accordance with FASB ASC Topic 718. The grant date fair value is determined based on a Black-Scholes option pricing model. The grant date fair value per share for the options granted on September 1, 2023 was \$5.04 and was determined using the following specific assumptions: risk free interest rate: 4.23%; expected life: 10.0 years; expected volatility: 46.1%; and expected dividend yield: 0%.

(2) The amounts reflected in the column entitled “Non-Equity Incentive Plan Compensation” reflect the cash amount of bonus earned by each of the officers in consideration for their fiscal 2024 and 2023 performance, respectively, but paid to such officers during fiscal 2025 and 2024, respectively. We refer you to the information under “*Compensation Review—Elements of Our Executive Compensation Program—Annual Incentive Compensation*” for a discussion of the factors taken into consideration by the Board of Directors,

upon recommendation of the Compensation Committee, in determining the amount of bonus paid to each named executive officer.

- (3) The amounts shown in the column entitled “All Other Compensation” for fiscal 2024 include the following with respect to each named executive officer:

Name	401(k) Match	Personal Use of Auto
G. Patrick Lynch	\$ 8,750	\$ 4,352
Matthew C. Wolsfeld	8,750	4,125

Outstanding Equity Awards at Fiscal Year End

The table set forth below provides information regarding stock options for each of our named executive officers that remained outstanding at August 31, 2024. Note that because of the grant date, the table set forth below does not reflect option grants on September 1, 2024. We did not have any equity incentive plan awards or stock awards outstanding at August 31, 2024.

OUTSTANDING EQUITY AWARDS AT FISCAL YEAR END—FISCAL 2024

Name	Option Awards			
	Number of Securities Underlying Unexercised Options (#) Exercisable	Number of Securities Underlying Unexercised Options (#) Unexercisable ⁽¹⁾	Option Exercise Price (\$)	Option Expiration Date
G. Patrick Lynch.....	14,574	0	\$ 7.43	08/31/2025
	16,072	0	6.70	08/31/2026
	11,704	0	9.18	08/31/2027
	27,596	0	18.23	08/31/2028
	58,651	0	10.80	08/31/2029
	74,742	0	8.24	08/31/2030
	21,693	10,847 ⁽²⁾	16.97	08/31/2031
	15,839	31,678 ⁽³⁾	11.38	08/31/2032
0	45,381 ⁽⁴⁾	13.25	08/31/2033	
Matthew C. Wolsfeld.....	10,772	0	7.43	08/31/2025
	11,880	0	6.70	08/31/2026
	8,650	0	9.18	08/31/2027
	20,396	0	18.23	08/31/2028
	43,351	0	10.80	08/31/2029
	55,244	0	8.24	08/31/2030
	16,034	8,017 ⁽²⁾	16.97	08/31/2031
	11,707	23,414 ⁽³⁾	11.38	08/31/2032
0	33,543 ⁽⁴⁾	13.25	08/31/2033	

(1) All options described in this table were granted under the Northern Technologies International Corporation 2019 Stock Incentive Plan or the Northern Technologies International Corporation Amended and Restated 2007 Stock Incentive Plan. Under these plans, upon the occurrence of a change in control, the unvested and unexercisable options will be accelerated and become fully vested and immediately exercisable as of the date of the change in control. For more information, we refer you to the discussion below under “—*Stock Incentive Plans.*”

(2) These options vest over a three-year period, with one-third of the underlying shares vesting on each of September 1, 2022, 2023 and 2024 so long as the individual remains an employee of NTIC as of such date.

- (3) These options vest over a three-year period, with one-third of the underlying shares vesting on each of September 1, 2023, 2024 and 2025 so long as the individual remains an employee of NTIC as of such date.
- (4) These options vest over a three-year period, with one-third of the underlying shares vesting on each of September 1, 2024, 2025 and 2026 so long as the individual remains an employee of NTIC as of such date.

Option Exercises for Fiscal 2024

The following table summarizes all of the stock options exercised during fiscal 2024:

Name	Option Awards ⁽¹⁾	
	Number of Shares Acquired on Exercise (#)	Value Realized on Exercise (\$)
G. Patrick Lynch	10,488	\$ 37,967
Matthew C. Wolsfeld	7,752	22,365

- (1) The number of shares acquired upon exercise reflects the gross number of shares acquired absent any netting for shares surrendered to pay the option exercise price and/or satisfy tax withholding requirements. The value realized on exercise represents the gross number of shares acquired on exercise multiplied by the market price of our common stock on the exercise date, less the per share exercise price.

Stock Incentive Plans

We have three stock incentive plans under which stock options are currently outstanding: the Northern Technologies International Corporation 2024 Stock Incentive Plan, the Northern Technologies International Corporation Amended and Restated 2019 Stock Incentive Plan and the Northern Technologies International Corporation Amended and Restated 2007 Stock Incentive Plan. However, future stock incentive awards may only be granted under the Northern Technologies International Corporation 2024 Stock Incentive Plan. Under the terms of the 2024 plan, our named executive officers, in addition to other employees and individuals, are eligible to receive stock-based compensation awards, such as stock options, stock appreciation rights, restricted stock awards, restricted stock units, deferred stock units, performance awards, and other stock-based awards. To date, only incentive and non-statutory stock options and restricted stock units have been granted under the 2024 plan. The 2024 plan contains both an overall limit on the number of shares of our common stock that may be issued and a limit on the number of full-value awards. The 2024 plan also contains a limit on total non-employee director compensation.

Incentive stock options must be granted with a per share exercise price equal to at least the fair market value of a share of our common stock on the date of grant. For the purposes of the 2024 plan, the fair market value of our common stock is the mean between the reported high and low sale price of our common stock, as reported by the Nasdaq Global Market. We generally set the per share exercise price of all stock options granted under the 2024 plan at an amount equal to the fair market value of a share of our common stock on the date of grant.

Except in connection with certain specified changes in our corporate structure or shares, the Board of Directors or Compensation Committee may not, without prior approval of our stockholders, seek to effect any re-pricing of any previously granted, “underwater” option or stock appreciation right by amending or modifying the terms of the underwater option or stock appreciation right to lower the exercise price or grant price, cancelling the underwater option or stock appreciation right in exchange for cash, replacement options or stock appreciation rights having a lower exercise price or grant price, or other incentive awards, repurchasing the underwater options or stock appreciation rights and granting new

incentive awards under the 2024 plan or a re-pricing within the meaning of the applicable accounting standard. For purposes of the 2024 plan, an option or stock appreciation right is deemed to be “underwater” at any time when the fair market value of our common stock is less than the exercise price or grant price.

We generally provide for the vesting of stock options in equal annual installments over a three-year period commencing on the one-year anniversary of the date of grant for employees and in full on the one-year anniversary of the date of grant for non-employee directors. We generally provide option terms of ten years.

Optionees may pay the exercise price of stock options in cash, except that the Compensation Committee may allow payment to be made (in whole or in part) by (1) using a broker-assisted cashless exercise procedure pursuant to which the optionee, upon exercise of an option, irrevocably instructs a broker or dealer to sell a sufficient number of shares of our common stock or loan a sufficient amount of money to pay all or a portion of the exercise price of the option and/or any related withholding tax obligations and remit such sums to us and directs us to deliver stock certificates to be issued upon such exercise directly to such broker or dealer; (2) using a cashless exercise procedure pursuant to which the optionee surrenders to us shares of our common stock either underlying the option or that are otherwise held by the optionee; or (3) by any other method approved or accepted by the Compensation Committee in its sole discretion.

Under the terms of the 2024 plan, unless otherwise provided in a separate agreement or amended in connection with an optionee’s termination of employment, if a named executive officer’s employment or service with NTIC terminates for any reason, the unvested portion of the options held by such officer will immediately terminate, and the executive’s right to exercise the then vested portion of the options will:

- immediately terminate if the executive’s employment or service relationship with NTIC terminates for “cause”;
- continue for a period of 12 months if the executive’s employment or service relationship with NTIC terminates as a result of the executive’s death, disability or retirement; or
- continue for a period of three months if the executive’s employment or service relationship with NTIC terminates for any reason, other than for cause or upon death, disability or retirement.

As set forth in the 2024 plan, the term “cause” is as defined in any employment or other agreement or policy applicable to the named executive officer or, if no such agreement or policy exists, means (i) dishonesty, fraud, misrepresentation, embezzlement or other act of dishonesty with respect to us or any subsidiary, (ii) any unlawful or criminal activity of a serious nature, (iii) any intentional and deliberate breach of a duty or duties that, individually or in the aggregate, are material in relation to the overall duties, or (iv) any material breach by a participant of any employment, service, confidentiality or non-compete agreement entered into with us or any subsidiary.

Under the terms of the 2024 plan, if a participant is determined by the committee to have taken any action that would constitute “cause” or an “adverse action” during or within one year after the termination of the participant’s employment or other service with NTIC, all rights of the participant under the 2024 plan and any incentive award agreements then held by the participant will terminate and be forfeited without notice of any kind, and the committee may rescind the exercise, vesting or issuance of, or payment in respect of, any incentive awards of the participant that were exercised, vested or issued, or as to which such payment was made, and require the participant to pay any amount received or the amount of any gain realized as a result of such rescinded exercise, vesting, issuance or payment. Additionally, as applicable, we may defer the exercise of any option or stock appreciation right for a period of up to six months after receipt of a

participant's written notice of exercise or the issuance of share certificates upon the vesting of any incentive award for a period of up to six months after the date of such vesting in order for the committee to make any determination as to the existence of cause or an adverse action. An "adverse action" includes any of the following actions or conduct that the committee determines to be injurious, detrimental, prejudicial or adverse to our interests: (i) disclosing any confidential information of NTIC or any subsidiary to any person not authorized to receive it; (ii) engaging, directly or indirectly, in any commercial activity that in the judgment of the committee competes with our business or the business of any of our subsidiaries; or (iii) interfering with our relationships or the relationships of our subsidiaries and our and their respective employees, independent contractors, customers, prospective customers and vendors.

As described in more detail under "*—Post-Termination Severance and Change in Control Arrangements*" if there is a change in control of NTIC, then, under the terms of agreements evidencing options granted to our named executive officers and other employees under the 2024 plan, all outstanding options will become immediately exercisable in full and will remain exercisable for the remainder of their terms, regardless of whether the executive to whom such options have been granted remains in the employ or service of us or any of our subsidiaries.

For the most part, the material terms of the prior two stock incentive plans are substantially similar to the 2024 plan described above.

Post-Termination Severance and Change in Control Arrangements

We have entered into employment agreements with G. Patrick Lynch, NTIC's President and Chief Executive Officer, and Matthew C. Wolsfeld, NTIC's Chief Financial Officer and Corporate Secretary. Although each executive's employment with NTIC remains "at will," the employment agreements provide each executive with certain severance benefits in the event the executive's employment is terminated by us without "cause" or by the executive for "good reason" and the executive executes and does not revoke a separation agreement and a release of all claims.

If an executive's employment is terminated by us without "cause" or by the executive for "good reason," in addition to any accrued but unpaid salary and benefits through the date of termination, the executive will be entitled to a severance cash payment from us in an amount equal to two times (one and one-half times, in the case of Mr. Wolsfeld) the executive's average total annual compensation for the two most recently completed fiscal years. The average total annual compensation will be determined based on the calculation used to determine total compensation in the Summary Compensation Table. Accordingly, it will not include equity gains; only, the grant date fair value of equity grants. Additionally, the CEO and CFO are eligible to receive a pro rata portion of the target bonus that the executive otherwise would have been eligible to receive under our bonus plan for the fiscal year during which the executive's employment is terminated, with such pro rata portion based on the number of complete months during the fiscal year that the executive was employed with NTIC. The severance payment will be paid in several installments in the form of salary continuation in accordance with our normal payroll practices over a 24-month period (18 month period, in the case of Mr. Wolsfeld). If, however, the termination event occurs within 24 months after a change in control of NTIC, the severance payment will be paid in one lump sum. If the executive is eligible for and timely elects continued coverage under our group medical plan, group dental plan and/or group vision plan pursuant to Section 4980B of the Internal Revenue Code of 1986, as amended (referred to as "COBRA"), for each of the first 18 months of the COBRA continuation period, we also will reimburse the executive in an amount equal to the difference between the amount the executive pays for such COBRA continuation coverage each month and the amount paid by a full-time active employee each month for the same level of coverage elected by the executive. In addition, all outstanding and unvested options to purchase shares of our common stock and other stock incentive

awards granted to the executive under our stock incentive plan will become immediately vested and exercisable.

Under the employment agreements, “cause” is defined as (i) the executive’s material breach of any of the executive’s obligations under the employment agreement or the executive’s willful and continued failure or refusal to perform his duties, responsibilities and obligations as an executive officer of NTIC, for reasons other than the executive’s disability, to the satisfaction of the Board of Directors; (ii) the executive’s commission of an act of dishonesty, fraud, embezzlement, misappropriation, or intentional and deliberate injury or material breach of fiduciary duty, or material breach of the duty of loyalty related to or against us or our business, or any unlawful or criminal activity of a serious nature involving any felony, or conviction by a court of competent jurisdiction of, or pleading guilty or nolo contendere to, any felony or any crime involving moral turpitude; or (iii) the existence of any court order or settlement agreement prohibiting the executive’s continued employment with NTIC.

“Good reason” is defined as (i) a material diminution in the executive’s authority, duties or responsibilities; (ii) a material diminution in the executive’s annual base salary; (iii) a material change in the geographic location at which we require the executive to provide services, except for travel reasonably required in the performance of the executive’s responsibilities; or (iv) any action or inaction that constitutes a material breach by us of the employment agreement.

“Change in control” has the meaning assigned to such term in our stock incentive plan as in effect from time to time to the extent such change in control is a “change of control event” as defined under Code Section 409A and applicable Internal Revenue Service regulations. Under the terms of our stock incentive plan, a “change in control” means:

- the sale, lease, exchange or other transfer of all or substantially all of our assets to a corporation that is not controlled by us;
- the approval by our stockholders of any plan or proposal for our liquidation or dissolution;
- certain merger or business combination transactions;
- more than 40% of our outstanding voting shares are acquired by any person or group of persons who did not own any shares of common stock on the effective date of the plan; and
- certain changes in the composition of our Board of Directors.

If a change in control of NTIC had occurred on August 31, 2024, the number of options indicated in the table below held by each of our named executive officers would have been automatically accelerated and exercisable. The estimated value of the automatic acceleration of the vesting of unvested stock options held by a named executive officer as of August 31, 2024 is also indicated in the table below and is based on the difference between: (i) the market price of the shares of our common stock underlying the unvested stock options held by such officer as of August 31, 2024 (based on the closing sale price of our common stock on the last trading day of fiscal 2024, August 30, 2024 — \$13.14), and (ii) the exercise price of the options.

Executive Officer	Number of Unvested Options Subject to Automatic Acceleration	Estimated Value of Automatic Acceleration of Vesting
G. Patrick Lynch.....	76,068	\$ 55,753
Matthew C. Wolsfeld.....	64,974	41,208

If the employment of our named executive officers was terminated as of August 31, 2024, they would have been entitled to the following compensation and benefits, depending upon the applicable triggering event:

Executive Officer	Type of Payment	Triggering Event				
		Voluntary/ For Cause Termination	Involuntary Termination without Cause	Qualifying Change in Control Termination	Death	Disability
G. Patrick Lynch.....	Cash severance ⁽¹⁾	\$ 0	\$1,835,641	\$ 1,835,641	\$ 0	\$ 0
	Benefits continuation ⁽²⁾	0	29,940	29,940	0	0
	Equity acceleration ⁽³⁾	0	55,753	55,753	0	0
	Total:	<u>\$ 0</u>	<u>\$1,921,334</u>	<u>\$ 1,921,334</u>	<u>\$ 0</u>	<u>\$ 0</u>
Matthew C. Wolsfeld...	Cash severance ⁽¹⁾	\$ 0	\$1,022,370	\$ 1,022,370	\$ 0	\$ 0
	Benefits continuation ⁽²⁾	0	29,940	29,940	0	0
	Equity acceleration ⁽³⁾	0	41,208	41,208	0	0
	Total:	<u>\$ 0</u>	<u>\$1,093,518</u>	<u>\$ 1,093,518</u>	<u>\$ 0</u>	<u>\$ 0</u>

- (1) Represents the value of two times (one and one-half times, in the case of Mr. Wolsfeld) the executive's average total annual compensation for the two most recently completed fiscal years. Does not include a pro rata portion of the target bonus that the executive otherwise would have been eligible to receive under our bonus plan for the fiscal year during which the executive's employment is terminated, since in light of the assumed termination date of August 31, 2024, the last day of the fiscal year, such bonus would have been earned.
- (2) Represents the value of medical, dental and vision benefit continuation for each executive and their family for 18 months following the executive's termination.
- (3) Represents the value of acceleration of all unvested shares that are subject to options, based on the difference between the closing sale price of \$13.14 per share as of the last trading day of fiscal 2024, August 30, 2024, and the exercise price.

Pay Versus Performance Disclosure

Pay Versus Performance Table

As required by Section 953(a) of the Dodd-Frank Act and Item 402(v) of SEC Regulation S-K, we are providing the following information about the relationship between “compensation actually paid” to our “named executive officers,” within the meaning of such rules, and certain financial performance measures of our Company. The table below provides information regarding compensation actually paid to our CEO, who serves as our principal executive officer (“PEO”), and compensation actually paid to our CFO, our only other non-PEO named executive officer, during each of the past three fiscal years, as well as our total stockholder return and net income for each of the past three fiscal years.

Year	Summary Compensation Table Total for PEO ⁽¹⁾	Compensation Actually Paid to PEO ⁽²⁾⁽³⁾	Average Summary Compensation Table Total for Non-PEO Named Executive Officers ⁽⁴⁾	Average Compensation Actually Paid to Non-PEO Named Executive Officers ⁽⁵⁾⁽⁶⁾	Value of Initial Fixed \$100 Investment Based On Total Shareholder Return ⁽⁷⁾	Net Income ⁽⁸⁾
2024	\$ 946,597	\$ 957,026	\$ 702,848	\$ 710,560	\$ 83.86	\$ 6,321,384
2023	889,044	979,459	660,312	727,138	80.74	4,237,731
2022	889,853	607,859	660,908	452,477	72.35	7,185,934

- (1) Amounts reported represent the Summary Compensation Table total for our CEO for each of the fiscal years presented. See “*Executive Compensation—Summary Compensation Table.*”
- (2) Amounts reported represent compensation actually paid to our CEO for each of the fiscal years presented. The dollar amounts in this column do not reflect the actual amount of compensation earned by or paid to our CEO during the applicable fiscal year.
- (3) Compensation actually paid to our PEO consists of the following amounts deducted from or added to the Summary Compensation Table total for our CEO for each of the fiscal years presented:

	G. Patrick Lynch
Summary Compensation Table Total for Fiscal 2024	\$ 946,597
Deduct: Stock awards ^(a)	0
Deduct: Option awards ^(b)	228,721
Add: Fiscal year-end value of equity awards granted during the fiscal year that are outstanding and unvested ^(c)	226,905
Add: Change in fair value of equity awards granted in prior fiscal years that are outstanding and unvested ^(d)	5,737
Add: Change in fair value of equity awards granted in prior fiscal years that vested during the fiscal year ^(e)	6,509
Add: Value of dividend equivalents accrued on equity awards during the fiscal year	0
Compensation Actually Paid for Fiscal 2024	957,026
Summary Compensation Table Total for Fiscal 2023	\$ 889,044
Deduct: Stock awards ^(a)	0
Deduct: Option awards ^(b)	230,455
Add: Fiscal year-end value of equity awards granted during the fiscal year that are outstanding and unvested ^(c)	272,272
Add: Change in fair value of equity awards granted in prior fiscal years that are outstanding and unvested ^(d)	27,498

	G. Patrick Lynch
<i>Add:</i> Change in fair value of equity awards granted in prior fiscal years that vested during the fiscal year ^(e)	21,099
<i>Add:</i> Value of dividend equivalents accrued on equity awards during the fiscal year	0
Compensation Actually Paid for Fiscal 2023	979,458
Summary Compensation Table Total for Fiscal 2022	\$ 889,853
<i>Deduct:</i> Stock awards ^(a)	0
<i>Deduct:</i> Option awards ^(b)	237,217
<i>Add:</i> Fiscal year-end value of equity awards granted during the fiscal year that are outstanding and unvested ^(c)	148,057
<i>Add:</i> Change in fair value of equity awards granted in prior fiscal years that are outstanding and unvested ^(d)	(128,556)
<i>Add:</i> Change in fair value of equity awards granted in prior fiscal years that vested during the fiscal year ^(e)	(64,278)
<i>Add:</i> Value of dividend equivalents accrued on equity awards during the fiscal year	0
Compensation Actually Paid for Fiscal 2022	607,859

- (a) Represents the total of the amounts reported in the “Stock Awards” column in the Summary Compensation Table for the applicable fiscal year.
- (b) Represents the total of the amounts reported in the “Option Awards” column in the Summary Compensation Table for the applicable fiscal year.
- (c) Represents the fiscal year-end value of equity awards granted during the applicable fiscal year that are outstanding and unvested as of the end of such applicable fiscal year.
- (d) Represents the amount of change as of the end of the applicable fiscal year (from the end of the prior fiscal year) in fair value of any equity awards granted in prior fiscal years that are outstanding and unvested as of the end of such applicable fiscal year.
- (e) Represents the amount of change as of the vesting date (from the end of the prior fiscal year) in fair value of any equity awards granted in prior fiscal years that vested during the applicable fiscal year.

Since we do not have a pension plan, all of the foregoing adjustments are equity award adjustments for each applicable fiscal year and include the addition (or subtraction, as applicable) of the following: (i) the fiscal year-end fair value of any equity awards granted in the applicable fiscal year that are outstanding and unvested as of the end of such applicable fiscal year; (ii) the amount of change as of the end of the applicable fiscal year (from the end of the prior fiscal year) in fair value of any equity awards granted in prior fiscal years that are outstanding and unvested as of the end of such applicable fiscal year; (iii) for equity awards that are granted and vest in the same applicable fiscal year, the fair value as of the vesting date; (iv) for equity awards granted in prior fiscal years that vest in the applicable fiscal year, the amount equal to the change as of the vesting date (from the end of the prior fiscal year) in fair value; (v) for equity awards granted in prior fiscal years that are determined to fail to meet the applicable vesting conditions during the applicable fiscal year, a deduction for the amount equal to the fair value at the end of the prior fiscal year; and (vi) the dollar value of any dividends or other earnings paid on equity awards in the applicable fiscal year prior to the vesting date that are not otherwise reflected in the fair value of such award or included in any other component of total compensation for such applicable fiscal year. Adjustments as provided in clauses (iii) and (vi) are inapplicable for all of the fiscal years presented in the table.

The valuation assumptions used to calculate fair values did not materially differ from those disclosed at the time of grant. The value of option awards is based on the fair value as of the end of the covered fiscal year or change in fair value during the covered fiscal year, in each case based on our Black-Scholes option pricing model, the assumptions of which are described in Note 10 to our consolidated financial statements included in our Annual Report on Form 10-K for the year ended August 31, 2024.

- (4) Average Summary Compensation Table total for non-PEO named executive officers reflects the Summary Compensation Table total for Matthew C. Wolsfeld.
- (5) The amounts in this column represent the compensation actually paid to Matthew C. Wolsfeld, our only other non-PEO named executive officer, for each of the fiscal years presented. The dollar amounts in this column do not reflect the actual average amount of compensation earned by or paid to the non-PEO during the applicable fiscal year.
- (6) Average compensation actually paid to our non-PEO named executive officer consists of the following amounts deducted from or added to the Summary Compensation Table total for our CFO for each of the fiscal years presented:

	Matthew C. Wolsfeld
Summary Compensation Table Total for Fiscal 2024	\$ 702,848
<i>Deduct:</i> Stock awards ^(a)	0
<i>Deduct:</i> Option awards ^(b)	169,054
<i>Add:</i> Fiscal year-end value of equity awards granted during the fiscal year that are outstanding and unvested ^(c)	167,715
<i>Add:</i> Change in fair value of equity awards granted in prior fiscal years that are outstanding and unvested ^(d)	4,240
<i>Add:</i> Change in fair value of equity awards granted in prior fiscal years that vested during the fiscal year ^(e)	4,811
<i>Add:</i> Value of dividend equivalents accrued on equity awards during the fiscal year	0
Compensation Actually Paid for Fiscal 2024	710,560
Summary Compensation Table Total for Fiscal 2023	\$ 660,312
<i>Deduct:</i> Stock awards ^(a)	0
<i>Deduct:</i> Option awards ^(b)	170,337
<i>Add:</i> Fiscal year-end value of equity awards granted during the fiscal year that are outstanding and unvested ^(c)	201,243
<i>Add:</i> Change in fair value of equity awards granted in prior fiscal years that are outstanding and unvested ^(d)	20,325
<i>Add:</i> Change in fair value of equity awards granted in prior fiscal years that vested during the fiscal year ^(e)	15,595
<i>Add:</i> Value of dividend equivalents accrued on equity awards during the fiscal year	0
Compensation Actually Paid for Fiscal 2023	727,138
Summary Compensation Table Total for Fiscal 2022	\$ 660,908
<i>Deduct:</i> Stock awards ^(a)	0
<i>Deduct:</i> Option awards ^(b)	175,334
<i>Add:</i> Fiscal year-end value of equity awards granted during the fiscal year that are outstanding and unvested ^(c)	109,432
<i>Add:</i> Change in fair value of equity awards granted in prior fiscal years that are outstanding and unvested ^(d)	(95,020)
<i>Add:</i> Change in fair value of equity awards granted in prior fiscal years that vested during the year ^(e)	(47,510)
<i>Add:</i> Value of dividend equivalents accrued on equity awards during the fiscal year	0
Compensation Actually Paid for Fiscal 2022	452,477

- (a) Represents the total of the amounts reported in the “Stock Awards” column in the Summary Compensation Table for the applicable fiscal year.

- (b) Represents the total of the amounts reported in the “Option Awards” column in the Summary Compensation Table for the applicable fiscal year.
- (c) Represents the fiscal year-end value of equity awards granted during the applicable fiscal year that are outstanding and unvested as of the end of such applicable fiscal year.
- (d) Represents the amount of change as of the end of the applicable fiscal year (from the end of the prior fiscal year) in fair value of any equity awards granted in prior fiscal years that are outstanding and unvested as of the end of such applicable fiscal year.
- (e) Represents the amount of change as of the vesting date (from the end of the prior fiscal year) in fair value of any equity awards granted in prior fiscal years that vested during the applicable fiscal year.

Since we do not have a pension plan, all of the foregoing adjustments are equity award adjustments for each applicable fiscal year and include the addition (or subtraction, as applicable) of the following: (i) the average fiscal year-end fair value of any equity awards granted in the applicable fiscal year that are outstanding and unvested as of the end of such applicable fiscal year; (ii) the average amount of change as of the end of the applicable fiscal year (from the end of the prior fiscal year) in fair value of any equity awards granted in prior fiscal years that are outstanding and unvested as of the end of such applicable fiscal year; (iii) for equity awards that are granted and vest in the same applicable fiscal year, the average fair value as of the vesting date; (iv) for equity awards granted in prior fiscal years that vest in the applicable fiscal year, the average amount equal to the change as of the vesting date (from the end of the prior fiscal year) in fair value; (v) for equity awards granted in prior fiscal years that are determined to fail to meet the applicable vesting conditions during the applicable fiscal year, a deduction for the amount equal to the average fair value at the end of the prior fiscal year; and (vi) the average dollar value of any dividends or other earnings paid on equity awards in the applicable fiscal year prior to the vesting date that are not otherwise reflected in the fair value of such award or included in any other component of total compensation for such applicable fiscal year. Adjustments as provided in clauses (iii) and (vi) are inapplicable for all of the fiscal years presented in the table.

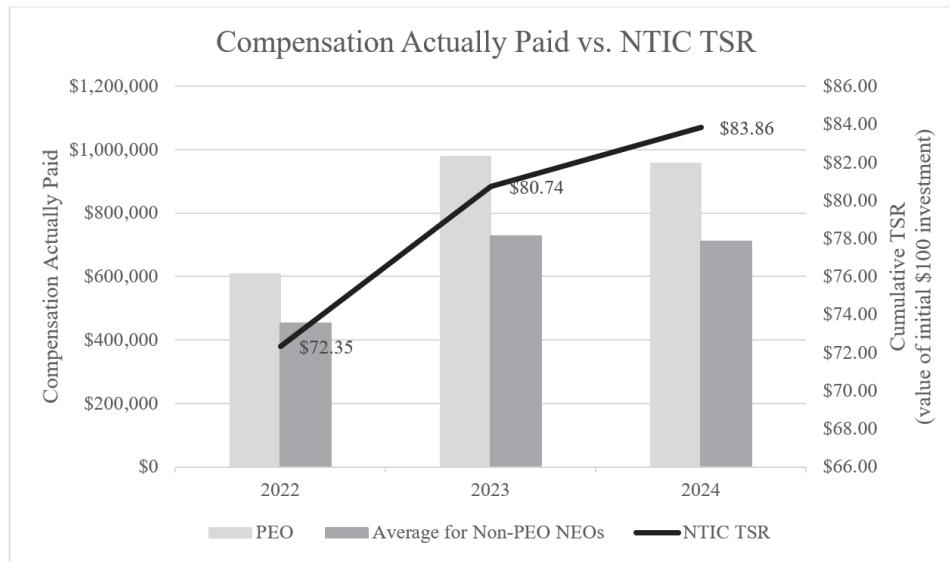
The valuation assumptions used to calculate fair values did not materially differ from those disclosed at the time of grant. The value of option awards is based on the fair value as of the end of the covered fiscal year or change in fair value during the covered fiscal year, in each case based on our Black-Scholes option pricing model, the assumptions of which are described in Note 10 to our consolidated financial statements included in our Annual Report on Form 10-K for the year ended August 31, 2024.

- (7) The total shareholder return is calculated by dividing the sum of the cumulative amount of dividends for the measurement period, assuming dividend reinvestment, and the difference between our common stock price at the end and the beginning of the measurement period by our stock price at the beginning of the measurement period.
- (8) Amounts reported represent the amount of net income reflected in our audited consolidated financial statements for the applicable fiscal year and is presented in thousands.

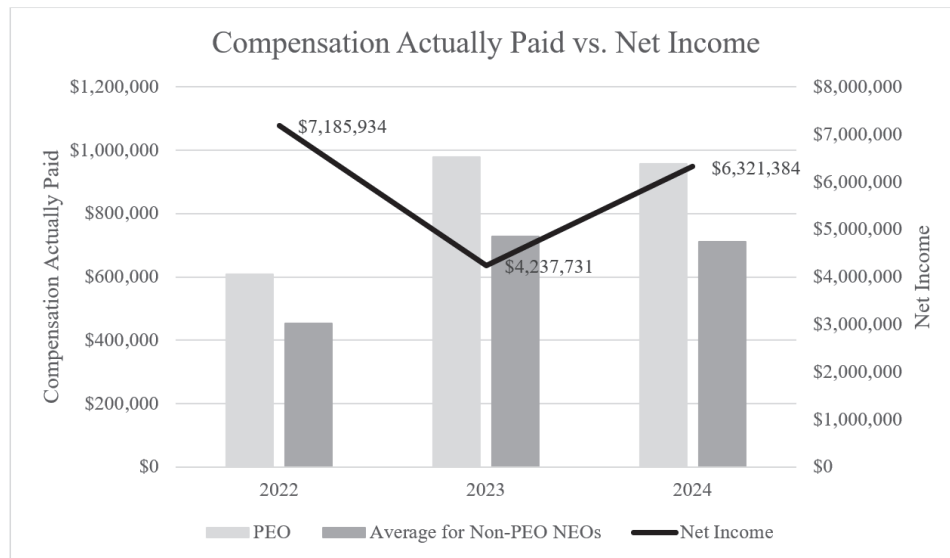
Pay Versus Performance Relationship

In accordance with Item 402(v) of SEC Regulation S-K, we are providing the following descriptions of the relationships between information presented in the Pay versus Performance table above.

Compensation Actually Paid and Company TSR. As demonstrated by the following graph, the amount of compensation actually paid to our NEOs is generally aligned with our cumulative total stockholder return (“TSR”) (assuming reinvestment of dividends) on \$100 invested in our common stock over the three fiscal years presented in the table. The overall alignment of compensation actually paid with our cumulative TSR over the period presented is because a significant portion of the compensation actually paid to our NEOs is comprised of equity awards, the value of which is driven by our stock price.



Compensation Actually Paid and Net Income. As demonstrated by the following graph, the amount of compensation actually paid to our NEOs is not necessarily aligned with our net income for each of the three fiscal years presented in the table.



Compensation Committee Interlocks and Insider Participation

No member of the Compensation Committee has served as one of our officers or employees at any time. Except as otherwise disclosed in this proxy statement, no member of the Compensation Committee has had any relationship with NTIC requiring disclosure under Item 404 of Regulation S-K under the Exchange Act. None of our executive officers has served as a director, or member of the compensation committee (or other committee serving an equivalent function), of an organization that has an executive officer also serving as a member of our Board of Directors or Compensation Committee.

RELATED PERSON RELATIONSHIPS AND TRANSACTIONS

Introduction

Below under “—*Description of Related Party Transactions*” is a description of transactions that have occurred during the past fiscal year, or any currently proposed transactions, to which we were or are a participant and in which:

- the amounts involved exceeded or will exceed the lesser of: \$120,000 or one percent (1%) of the average of our total assets at year end for the last two completed fiscal years; and
- a related person (including any director, director nominee, executive officer, holder of more than 5% of our common stock or any member of their immediate family) had or will have a direct or indirect material interest.

These transactions are referred to as “related party transactions.”

Procedures Regarding Approval of Related Party Transactions

As provided in our Corporate Governance Guidelines, the Audit Committee will review, approve or ratify reportable related party transactions by use of the following procedures:

- NTIC’s Chief Financial Officer, with the assistance of NTIC’s legal counsel, will evaluate the disclosures provided in the director and officer questionnaires and from data obtained from NTIC’s records for potential related person transactions.
- Management will periodically, but no less than annually, report to the Audit Committee on all related person transactions that occurred since the beginning of the prior fiscal year or that it believes will occur in the next year. Such report should include information as to (i) the related person’s relationship to NTIC and interest in the transaction; (ii) the material facts of the transaction; (iii) the benefits to NTIC of the transaction; and (iv) an assessment of whether the transaction is (to the extent applicable) in the ordinary course of business, at arm’s length, at prices and on terms customarily available to unrelated third party vendors or customers generally, and whether the related party had any direct or indirect personal interest in, or received any personal benefit from, such transaction.
- Taking into account the factors listed above, and such other factors and information as the Audit Committee may deem appropriate, the Audit Committee will determine whether or not to approve or ratify (as the case may be) each related party transaction so identified.
- Transactions in the ordinary course of business, between NTIC and an unaffiliated corporation of which a non-employee director of NTIC serves as an officer, that meet the below criteria are deemed conclusively pre-approved:
 - at arm’s length;
 - at prices and on terms customarily available to unrelated third party vendors or customers generally;
 - in which the non-employee director had no direct or indirect personal interest, nor received any personal benefit; and
 - in amounts that are not material to NTIC’s business or the business of such unaffiliated corporation.

Description of Related Party Transactions

Please see “*Director Compensation*” and “*Executive Compensation*” for information regarding a consulting agreement we have with one of our current directors and the other compensation arrangements with our directors and executive officers.

G. Patrick Lynch is the President and Chief Executive Officer of NTIC. Inter Alia Holding Company owns 12.7% of the total voting power of NTIC. According to a Schedule 13D/A filed with the SEC on September 4, 2024, Inter Alia Holding Company is an entity of which Mr. Lynch is a stockholder. Mr. Lynch shares voting and dispositive power over such shares with three other members of his family.

We have entered into agreements with all of our directors and executive officers under which we are required to indemnify them against expenses, judgments, penalties, fines, settlements and other amounts actually and reasonably incurred, including expenses of a derivative action, in connection with an actual or threatened proceeding if any of them may be made a party because he or she is or was one of our directors or executive officers. We will be obligated to pay these amounts only if the director or executive officer acted in good faith and in a manner that he or she reasonably believed to be in or not opposed to our best interests. With respect to any criminal proceeding, we will be obligated to pay these amounts only if the director or executive officer had no reasonable cause to believe his or her conduct was unlawful. The indemnification agreements also set forth procedures that will apply in the event of a claim for indemnification.

NTIC has not identified any arrangements or agreements relating to compensation provided by a third party to NTIC’s directors or director nominees in connection with their candidacy or board service as required to be disclosed pursuant to Nasdaq Rule 5250(b)(3).

STOCKHOLDER PROPOSALS AND DIRECTOR NOMINATIONS FOR 2026 ANNUAL MEETING OF STOCKHOLDERS

Stockholders who, in accordance with Rule 14a-8 under the Exchange Act, wish to present proposals for inclusion in the proxy materials relating to the 2026 Annual Meeting of Stockholders must submit their proposals so that they are received by us at our principal executive offices no later than the close of business on August 4, 2025, unless the date of the meeting is delayed by more than 30 calendar days. The proposals must satisfy the requirements of the proxy rules promulgated by the SEC and as the rules of the SEC make clear, simply submitting a proposal does not guarantee that it will be included.

Any other stockholder proposals to be presented at the 2026 Annual Meeting of Stockholders (other than a matter brought pursuant to SEC Rule 14a-8) and any director nominations for the 2026 Annual Meeting of Stockholders must be given in writing to our Corporate Secretary and must be delivered to or mailed to and received at our principal executive offices not less than 90 days nor more than 120 days prior to the anniversary date of the 2025 Annual Meeting of Stockholders; provided, however, that in the event that the 2026 Annual Meeting of Stockholders is not held within 30 days before or after such anniversary date, notice by the stockholder to be timely must be received not later than the close of business on the 10th day following the day on which such notice of the date of the annual meeting was mailed or such public disclosure was made, whichever first occurs. The proposal or director nomination must contain specific information required by our Bylaws, which may be obtained by writing to our Corporate Secretary. The Nominating and Corporate Governance Committee will evaluate director nominee candidates recommended by stockholders in the same manner as those recommended by others. In addition, if applicable, stockholders who intend to solicit proxies in support of director nominees other than NTIC's nominees at the 2026 Annual Meeting must also comply with the additional requirements under Rule 14a-19 promulgated under the Exchange Act, as required by and in addition to our Bylaws, including providing a statement that such stockholder intends to solicit the holders of shares representing at least 67% of the voting power of NTIC's shares entitled to vote on the election of directors in support of director nominees other than NTIC's nominees, as required by Rule 14a-19(b) promulgated under the Exchange Act.


We encourage stockholders who wish to submit a proposal or nomination to seek independent counsel. NTIC will not consider any proposal or nomination that is not timely or otherwise does not meet the Bylaw and SEC requirements. We reserve the right to reject, rule out of order, or take other appropriate action with respect to any proposal that does not comply with these and other applicable requirements.

FISCAL 2024 ANNUAL REPORT

We have sent or made electronically available to each of our stockholders our annual report on Form 10-K (without exhibits) for the fiscal year ended August 31, 2024. The exhibits to our Form 10-K are available by accessing the SEC's EDGAR filing database at www.sec.gov. We will furnish any exhibit to our Form 10-K upon receipt from any such person of a written request for such exhibits upon the payment of our reasonable expenses in furnishing the exhibits. This request should be sent to: Northern Technologies International Corporation, 4201 Woodland Road, Circle Pines, Minnesota 55014, Attention: Stockholder Information.

Your vote is important. Whether or not you plan to attend the Annual Meeting in person, vote your shares of NTIC common stock by the Internet or telephone, or request a paper proxy card to sign, date and return by mail so that your shares may be voted.

By Order of the Board of Directors,

A handwritten signature in black ink that reads "Richard Nigon". The signature is written in a cursive style with a large initial "R".

Richard J. Nigon
Chairman of the Board

December 2, 2024
Circle Pines, Minnesota

**UNITED STATES
SECURITIES AND EXCHANGE COMMISSION
Washington, D.C. 20549**

FORM 10-K

(Mark One)

ANNUAL REPORT PURSUANT TO SECTION 13 OR 15(d) OF THE SECURITIES EXCHANGE ACT OF 1934

For the fiscal year ended August 31, 2024

or

TRANSITION REPORT PURSUANT TO SECTION 13 OR 15(d) OF THE SECURITIES EXCHANGE ACT OF 1934

For the transition period from _____ to _____

Commission file number 001-11038

NORTHERN TECHNOLOGIES INTERNATIONAL CORPORATION

(Exact name of registrant as specified in its charter)

Delaware

41-0857886

(State or other jurisdiction of incorporation or organization)

(I.R.S. Employer Identification No.)

4201 Woodland Road

P.O. Box 69

Circle Pines, Minnesota

55014

(Address of principal executive offices)

(Zip Code)

(763) 225-6600

(Registrant's telephone number, including area code)

Securities registered pursuant to Section 12(b) of the Act:

Title of each class	Trading Symbol(s)	Name of each exchange on which registered
Common stock, par value \$0.02 per share	NTIC	The Nasdaq Stock Market

Securities registered pursuant to Section 12(g) of the Act:

None

Indicate by check mark if the registrant is a well-known seasoned issuer, as defined in Rule 405 of the Securities Act. YES NO

Indicate by check mark if the registrant is not required to file reports pursuant to Section 13 or Section 15(d) of the Act. YES NO

Indicate by check mark whether the registrant (1) has filed all reports required to be filed by Section 13 or 15(d) of the Securities Exchange Act of 1934 during the preceding 12 months (or for such shorter period that the registrant was required to file such reports), and (2) has been subject to such filing requirements for the past 90 days. YES NO

Indicate by check mark whether the registrant has submitted electronically every Interactive Data File required to be submitted pursuant to Rule 405 of Regulation S-T (§ 232.405 of this chapter) during the preceding 12 months (or for such shorter period that the registrant was required to submit such files). YES NO

Indicate by check mark whether the registrant is a large accelerated filer, an accelerated filer, a non-accelerated filer, a smaller reporting company, or an emerging growth company. See definitions of "large accelerated filer," "accelerated filer," "smaller reporting company," and "emerging growth company" in Rule 12b-2 of the Exchange Act.

Large accelerated filer
Emerging growth company

Accelerated filer

Non-accelerated filer

Smaller reporting company

If an emerging growth company, indicate by check mark if the registrant has elected not to use the extended transition period for complying with any new or revised financial accounting standards provided pursuant to Section 13(a) of the Exchange Act.

Indicate by check mark whether the registrant has filed a report on and attestation to its management's assessment of the effectiveness of its internal control over financial reporting under Section 404(b) of the Sarbanes-Oxley Act (15 U.S.C. 7262(b)) by the registered public accounting firm that prepared or issued its audit report.

If securities are registered pursuant to Section 12(b) of the Act, indicate by check mark whether the financial statements of the registrant included in the filing reflect the correction of an error to previously issued financial statements.

Indicate by check mark whether any of those error corrections are restatements that required a recovery analysis of incentive-based compensation received by any of the registrant's executive officers during the relevant recovery period pursuant to §240.10D-1(b).

Indicate by check mark whether the registrant is a shell company (as defined in Rule 12b-2 of the Act). YES NO

The aggregate market value of the registrant's common stock, excluding shares beneficially owned by affiliates, computed by reference to the closing sales price at which the common stock was last sold as of February 29, 2024 (the last business day of the registrant's second fiscal quarter) as reported by The Nasdaq Stock Market on that date was approximately \$98.5 million.

As of November 19, 2024, 9,470,507 shares of common stock of the registrant were outstanding.

DOCUMENTS INCORPORATED BY REFERENCE

Part III of this Annual Report on Form 10-K incorporates by reference information (to the extent specific sections are referred to herein) from the registrant's Proxy Statement for its 2025 Annual Meeting of Stockholders to be held January 17, 2025.

NORTHERN TECHNOLOGIES INTERNATIONAL CORPORATION

ANNUAL REPORT ON FORM 10-K
FISCAL YEAR ENDED AUGUST 31, 2024

TABLE OF CONTENTS

	<u>Page</u>
PART I.....	1
Item 1. BUSINESS	1
INFORMATION ABOUT OUR EXECUTIVE OFFICERS	13
Item 1A. RISK FACTORS	15
Item 1B. UNRESOLVED STAFF COMMENTS	36
Item 1C. CYBERSECURITY	36
Item 2. PROPERTIES	37
Item 3. LEGAL PROCEEDINGS	38
Item 4. MINE SAFETY DISCLOSURES	38
PART II.....	39
Item 5. MARKET FOR REGISTRANT’S COMMON EQUITY, RELATED STOCKHOLDER MATTERS AND ISSUER PURCHASES OF EQUITY SECURITIES	39
Item 6. [RESERVED].....	39
Item 7. MANAGEMENT’S DISCUSSION AND ANALYSIS OF FINANCIAL CONDITION AND RESULTS OF OPERATIONS	40
Item 7A. QUANTITATIVE AND QUALITATIVE DISCLOSURES ABOUT MARKET RISK	54
Item 8. FINANCIAL STATEMENTS AND SUPPLEMENTARY DATA	55
Item 9. CHANGES IN AND DISAGREEMENTS WITH ACCOUNTANTS ON ACCOUNTING AND FINANCIAL DISCLOSURE	83
Item 9A. CONTROLS AND PROCEDURES	83
Item 9B. OTHER INFORMATION.....	84
Item 9C. DISCLOSURE REGARDING FOREIGN JURISDICTIONS THAT PREVENT INSPECTIONS.....	85
PART III.....	86
Item 10. DIRECTORS, EXECUTIVE OFFICERS AND CORPORATE GOVERNANCE	86
Item 11. EXECUTIVE COMPENSATION	86
Item 12. SECURITY OWNERSHIP OF CERTAIN BENEFICIAL OWNERS AND MANAGEMENT AND RELATED STOCKHOLDER MATTERS	87
Item 13. CERTAIN RELATIONSHIPS AND RELATED TRANSACTIONS, AND DIRECTOR INDEPENDENCE.....	88
Item 14. PRINCIPAL ACCOUNTANT FEES AND SERVICES	88
PART IV	89
Item 15. EXHIBIT AND FINANCIAL STATEMENT SCHEDULES	89
Item 16. FORM 10-K SUMMARY	93

This annual report on Form 10-K contains certain forward-looking statements that are within the meaning of Section 27A of the Securities Act of 1933, as amended, and Section 21E of the Securities Exchange Act of 1934, as amended, and are subject to the safe harbor created by those sections. For more information, see “Part I. Item 1. Business – Forward-Looking Statements.”

As used in this report, references to “NTIC,” the “Company,” “we,” “our,” or “us,” unless the context otherwise requires, refer to Northern Technologies International Corporation and its wholly-owned and majority-owned subsidiaries, all of which are consolidated on NTIC’s consolidated financial statements.

As used in this report, references to: (1) “NTIC China” refer to NTIC’s wholly-owned subsidiary in China, NTIC (Shanghai) Co., Ltd.; (2) “NTI Europe” refer to NTIC’s wholly-owned subsidiary in Germany, NTIC Europe GmbH; (3) “Zerust Mexico” refer to NTIC’s wholly-owned subsidiary in Mexico, ZERUST-EXCOR MEXICO, S. de R.L. de C.V.; (4) “Zerust India” refer to NTIC’s wholly-owned subsidiary in India, HNTI Limited (formerly Harita-NTI Limited); (5) “Zerust Brazil” refer to NTIC’s majority-owned Brazilian subsidiary, Zerust Prevenção de Corrosão S.A.; (6) “Natur-Tec India” refer to NTIC’s majority-owned subsidiary in India, Natur-Tec India Private Limited; (7) “Natur Tec Lanka” refer to NTIC’s majority-owned subsidiary in Sri Lanka, Natur Tec Lanka (Pvt) Ltd and (8) “NTI Asean” refer to NTIC’s majority-owned holding company subsidiary, NTI Asean LLC, which holds investments in certain entities that operate in the Association of Southeast Asian Nations (ASEAN) region.

NTIC’s consolidated financial statements do not include the accounts of any of its joint ventures. Except as otherwise indicated, references in this report to NTIC’s joint ventures do not include any of NTIC’s wholly-owned or majority-owned subsidiaries.

As used in this report, references to “EXCOR” refer to NTIC’s joint venture in Germany, Excor Korrosionsschutz – Technologien und Produkte GmbH.

All trademarks, trade names, or service marks referred to in this report are the property of their respective owners.

PART I

Item 1. BUSINESS

Overview

Northern Technologies International Corporation (NTIC) develops and markets proprietary, environmentally beneficial products and services in over 65 countries either directly or via a network of subsidiaries, joint ventures, independent distributors, and agents. NTIC's primary business is corrosion prevention products and services, marketed mainly under the ZERUST® brand. NTIC has been selling its proprietary ZERUST® products and services to the automotive, electronics, electrical, mechanical, military, and retail consumer markets for over 50 years and, more recently, has also expanded into the oil and gas industry. Additionally, NTIC markets and sells a portfolio of proprietary bio-based and certified compostable (fully biodegradable) polymer resin compounds and finished products under the Natur-Tec® brand. These sustainable packaging products are intended to reduce NTIC's customers' carbon footprint and provide environmentally sound waste disposal options.

NTIC's ZERUST® rust and corrosion inhibiting products include plastic and paper packaging, liquids, coatings, rust removers, cleaners, and diffusers as well as engineered solutions designed specifically for the oil and gas industry. NTIC also offers worldwide, on-site, technical consulting for rust and corrosion prevention issues. NTIC's technical service consultants work directly with the end users of NTIC's ZERUST® rust and corrosion inhibiting products to analyze their specific needs and develop systems to meet their performance requirements. In North America, NTIC sells its ZERUST® corrosion prevention solutions through a network of independent distributors and agents supported by a direct sales force.

Internationally, NTIC sells its ZERUST® corrosion prevention solutions through its wholly-owned subsidiary in China, NTIC (Shanghai) Co., Ltd. (NTIC China), its wholly-owned subsidiary in India, HNTI Limited (Zerust India), its majority-owned joint venture holding company for NTIC's joint venture investments in the Association of Southeast Asian Nations (ASEAN) region, NTI Asean LLC (NTI Asean), and certain other majority-owned and wholly-owned subsidiaries, and joint venture arrangements in North America, Europe, and Asia. NTIC also sells products directly to its European joint venture partners through its wholly-owned subsidiary in Germany, NTIC Europe GmbH (NTI Europe).

One of NTIC's strategic initiatives is to expand into and penetrate other markets for its ZERUST® corrosion prevention technologies. Consequently, for the past several years, NTIC has focused significant sales and marketing efforts on the oil and gas industry, as the infrastructure that supports that industry is typically constructed using metals that are highly susceptible to corrosion. NTIC believes that its ZERUST® corrosion prevention solutions will minimize maintenance downtime on critical oil and gas industry infrastructure, extend the life of such infrastructure, and reduce the risk of environmental pollution due to leaks caused by corrosion.

NTIC markets and sells its ZERUST® rust and corrosion prevention solutions to customers in the oil and gas industry in a continuously increasing number of countries either directly, through its subsidiaries, or through its joint venture partners and other strategic partners. The sale of ZERUST® corrosion prevention solutions to customers in the oil and gas industry typically involves long sales cycles, often including multi-year trial periods with each customer and a slow integration process thereafter.

Natur-Tec® bio-based and compostable plastics are manufactured using NTIC's patented and/or proprietary technologies and are intended to replace conventional petroleum-based plastics. The Natur-Tec® biopolymer resin compound portfolio includes formulations that have been optimized for a variety of applications, including blown-film extrusion, coatings, injection molding, thermoforming, profile extrusion and engineered plastics. These resin compounds are certified to be fully biodegradable in a commercial composting environment and are currently being used to produce finished products, including can liners, shopping and grocery bags, lawn and leaf bags, branded apparel packaging bags and accessories, and various foodservice items, such as disposable cutlery, drinking straws, food-handling gloves, and coated paper products. In North America, NTIC markets its Natur-Tec® resin compounds and finished products primarily through a network of regional and national distributors as well as independent agents. NTIC continues to see significant opportunities for finished bioplastic products and, therefore, continues to strengthen and expand its North American distribution network for finished Natur-Tec® bioplastic products.

Internationally, NTIC sells its Natur-Tec[®] resin compounds and finished products both directly and through its wholly-owned subsidiary in China, NTIC (Shanghai) Co., Ltd., and majority-owned subsidiaries in India, Natur-Tec India Private Limited, and Sri Lanka, Natur Tec Lanka (Pvt) Ltd, and through distributors and certain joint ventures.

NTIC's Subsidiaries and Joint Venture Network

NTIC has ownership interests in 11 operating subsidiaries in North America, South America, Europe, and Asia, the results of which are fully consolidated in NTIC's consolidated financial statements. While most of NTIC's subsidiaries exclusively sell rust and corrosion inhibiting products, some of the subsidiaries also sell NTIC's Natur-Tec[®] resin compounds and finished goods. The following table sets forth a list of NTIC's operating subsidiaries as of November 19, 2024, the country in which the subsidiary is organized, and NTIC's ownership percentage in each subsidiary:

Subsidiary Name	Country	NTIC Percent (%) Ownership
HNTI Limited	India	100%
Natur Tec Lanka (Pvt) Ltd	Sri Lanka ⁽¹⁾	75%
Natur-Tec India Private Limited	India	75%
NTI Asean LLC	United States	60%
NTIC (Shanghai) Co., Ltd	China	100%
NTIC Europe GmbH	Germany	100%
Zerust Prevenção de Corrosão S.A.	Brazil	85%
Zerust Singapore Pte Ltd	Singapore ⁽²⁾	60%
Zerust Vietnam Co. Ltd	Vietnam ⁽³⁾	60%
Zerust Taiwan Co., Ltd	Taiwan ⁽³⁾	60%
ZERUST-EXCOR MEXICO, S. de R.L. de C.V.	Mexico	100%

(1) Natur Tec Lanka (Pvt) Ltd. is 100% owned by Natur-Tec India Private Limited and, therefore, indirectly owned by NTIC.

(2) Zerust Singapore Pte Ltd is 100% owned by NTI Asean LLC and, therefore, indirectly owned by NTIC.

(3) Zerust Vietnam Co. Ltd and Zerust Taiwan Co., Ltd are 100% owned by Zerust Singapore Pte Ltd and, therefore, indirectly owned by NTIC.

NTIC participates in 15 active joint venture arrangements in North America, Europe, and Asia. Each of these joint ventures generally manufactures and markets products in the geographic territory to which it is assigned. NTIC's joint ventures exclusively sell rust and corrosion inhibiting products. NTIC has historically funded its investments in joint ventures with cash generated from operations. NTIC accounts for the investments and financial results of its joint ventures in its consolidated financial statements utilizing the equity method of accounting. The following table sets forth a list of NTIC's operating joint ventures as of November 19, 2024, the country in which the joint venture is organized, and NTIC's ownership percentage in each joint venture:

Joint Venture Name	Country	NTIC Percent (%) Ownership
ACOBAL SAS	France	50%
CHONG WAH-NTIA SDN. BHD.	Malaysia ⁽¹⁾	30%
EXCOR KORROSIONSSCHUTZ – TECHNOLOGIEN UND PRODUKTE GMBH	Germany	50%
EXCOR SP. Z.O.O.	Poland	50%
EXCOR-ZERUST S.R.O.	Czech Republic	50%
KOREA ZERUST CO., LTD.	South Korea ⁽¹⁾	30%
PT. CHEMINDO – NTIA	Indonesia ⁽¹⁾	30%
TAIYONIC LTD.	Japan	50%
ZERUST – DNEPR	Ukraine	50%
ZERUST (U.K.) LTD.	United Kingdom	50%
ZERUST A.Ş.	Turkey	50%
ZERUST AB	Sweden	50%
ZERUST CONSUMER PRODUCTS, LLC	United States	50%
ZERUST OY	Finland	50%
ZERUST SPECIALTY TECH CO. LTD.	Thailand ⁽¹⁾	30%

(1) Indirect ownership interest through NTI Asean.

For more information regarding NTIC's joint ventures and their effect on NTIC's operating results, see NTIC's consolidated financial statements in "Part II. Item 8. Financial Statements and Supplementary Data" and "Part II. Item 7. Management's Discussion and Analysis of Financial Condition and Results of Operations" of this report.

Products

NTIC derives revenues directly and/or indirectly through its subsidiaries and joint ventures from two reportable business segments based on products sold, customer base, and distribution center: ZERUST® corrosion prevention solutions and Natur-Tec® resin compounds and finished products.

ZERUST® Corrosion Prevention Solutions. In fiscal 2024, 74.2% of NTIC's consolidated net sales were derived from developing, manufacturing and marketing ZERUST® rust and corrosion inhibiting products and services. NTIC's consolidated net sales in fiscal 2024 included \$63,092,575 in sales of ZERUST® rust and corrosion inhibiting products and services, an increase of 2.2% from such sales in fiscal 2023. Corrosion not only damages the appearance of metal products and components but also negatively impacts their mechanical performance. This applies to the rusting of ferrous metals (iron and steel) and the deterioration by oxidation of nonferrous metals (aluminum, copper, brass, etc.). NTIC's ZERUST® corrosion prevention solutions include plastic and paper packaging, powders, liquids, coatings, rust removers, cleaners, diffusers, and engineered solutions for the oil and gas industry as well as technical corrosion management and consulting services.

Plastic and Paper Packaging. NTIC's ZERUST® packaging products contain proprietary chemical formulations that continuously release an invisible, odorless and non-toxic vapor that forms a passivating layer on any metal surfaces it comes in contact with and thereby inhibits rust and corrosion. The corrosion inhibiting protection is maintained only as long as the metal products to be protected remain enclosed within the ZERUST® packaging. Electron scanning shows that once metal products are removed from the ZERUST® packaging, the ZERUST® protective layer dissipates from the contents' surfaces within two hours, leaving a clean, dry, and corrosion-free metal component. This mechanism of corrosion protection enables NTIC's customers to easily package metal objects for rust-free shipment and/or long-term storage. Furthermore, by eliminating costly greasing and degreasing processes and/or significantly reducing the use of certain coatings to inhibit corrosion, NTIC's ZERUST® corrosion prevention solutions provide customers significant savings as compared to traditional methods of corrosion prevention in terms of labor, material, and capital expenditures for equipment to apply, remove, and dispose of oils and greases, as well as environmental, health and safety benefits provided by not having to handle and work with hazardous chemicals.

NTIC was the first in the world to develop the means of infusing volatile corrosion inhibiting chemical compounds (VCIs) into polyethylene and polypropylene resins. Combining ZERUST® chemical compounds with polyethylene and polypropylene resins permitted NTIC to introduce a line of plastic packaging products in the form of low and high-density polyethylene bags and shroud film, including stretch, shrink, skin, and bubble cushioning film, thereby giving customers the ability to ship and store ferrous, nonferrous, and mixed-metal products in a clean, dry, and corrosion-free condition, at an overall savings in total process costs. In addition to plastic packaging, NTIC has also developed VCI compounds to imbue kraft paper, corrugated cardboard, solid fiber, and chipboard packaging materials with corrosion protection properties. NTIC's ZERUST® plastic and paper packaging products come in various thicknesses, strength enhancements, protection types, shapes, and sizes. This product line also includes items such as ZERUST® gun cases, car covers, and tool-drawer liners, which are targeted at retail consumers.

Liquids and Coatings. NTIC's corrosion prevention solutions include a line of metal surface treatment liquids and coatings, which are oil, water, or bio-solvent based, and are marketed under brand names including Axxatec™, Axxanol™, and Z-Maxx™. These liquids and coatings provide powerful protection in aggressively corrosive environments, such as salt air, high humidity, and/or high temperatures. Products are formulated for most metal types and protection levels. For exceptionally harsh environments, customers may choose to use a combination of NTIC's liquids and coatings with ZERUST® plastic and/or paper products to achieve robust corrosion protection during manufacturing, shipping, and warehousing stages.

Rust Removers and Cleaners. NTIC also sells rust removal and cleaning products, under the Axxaclean™ brand name, designed to restore rusty parts to a usable condition without the use of labor-intensive, abrasive cleaners that damage surfaces and commonly fail to remove rust from complex metal surfaces, like the teeth of small gears.

Diffusers. NTIC's corrosion prevention solutions include a line of corrosion inhibiting vapor diffusers, such as ZERUST® ActivPak®, ZERUST® ICT® Vapor Capsules, ZERUST® ICT® Plastabs®, ZERUST® ICT® Cor-Tabs®, ZERUST® ICT® Pipe Strip, and ZERUST® ICT® Tube Strip. These diffusers are designed to protect metals within enclosures, like switch gearboxes and electronics cabinets, or can be used as extra protection when added to ZERUST® packaging products. Diffusers work by permeating the interior air of an enclosure with an invisible and odorless corrosion inhibiting vapor that settles as a protective layer on all metal surfaces that are within the range of a specific "radius of protection" for a period of one or two years depending on the product model. This invisible and dry protective layer reevaporizes and dissipates into the air upon removal of a diffuser from an enclosure, leaving all surfaces clean, dry, residue-free, and corrosion-free.

Z-CIS® Technical Services. As an on-going effort to help NTIC's customers improve and control their corrosion management processes, NTIC markets and offers unique corrosion management and consulting services to target customers. This ZERUST® corrosion inhibition system (known as Z-CIS®) leverages NTIC's global network to dispatch highly-trained technical service engineers to customer sites to solve complex corrosion problems. Several major automotive companies and their automotive parts suppliers have used NTIC's Z-CIS® system.

ZERUST® Corrosion Prevention Solutions Designed Specifically for the Oil and Gas Industry. NTIC has developed proprietary engineered corrosion inhibiting solutions specifically to mitigate the types of corrosion that commonly form on the capital assets used in the petroleum and chemical process industries and has targeted the sale of these ZERUST® corrosion solutions to potential customers in the oil and gas industry. NTIC's consolidated net sales in fiscal 2024 included \$9,229,279 in sales made to customers in the oil and gas industry, an increase of 18.3% from such sales in fiscal 2023. In fiscal 2024, sales of ZERUST® corrosion prevention solutions to large customers in the oil and gas industry continued to become more consistent, with these customers continuing to re-order products. Sales within the U.S. also stabilized somewhat, and key customer relationships were expanded. While NTIC believes these trends show increased acceptance of corrosion solutions for the oil and gas industry, NTIC anticipates that its sales of ZERUST® products and services into the oil and gas industry will continue to remain subject to significant volatility, specifically due to economic factors, such as potential crude oil price changes and global supply/demand churn. NTIC anticipates that its sales of ZERUST® products and services into the oil and gas industry may be subject to additional volatility due to uncertainty caused by certain environmental policies and priorities of the current administration. Demand for ZERUST® oil and gas products around the world depends primarily on market acceptance and the reach of NTIC's distribution network. Because of the typical size of individual orders and overall size of NTIC's net sales derived from sales of oil and gas products, the timing of one or more orders can materially affect NTIC's sales compared to prior fiscal year period sales. Projects in South America, Europe, the Middle East, and Southeast Asia are still a small but growing, strategically important part of the sales growth picture.

The infrastructure/assets that support the oil and gas industry are predominantly constructed using metals that are highly susceptible to corrosion. The industrial environment at these facilities usually contains compounds, including sulfides and chlorides, which cause aggressive corrosion. This problem affects the service life and safety of pipelines, petroleum storage tanks, spare parts in long-term storage, coastal/offshore assets, and other critical equipment. In addition to the costs associated with the replacement of parts and structures, maintenance and repairs, and product loss, there are significant economic losses associated with critical infrastructure being down for repair and maintenance. Furthermore, there are also considerable health, safety, and environmental risks caused by corrosion that can greatly increase economic losses. While the industry predominantly uses various paints/coatings, engineered alloys, cathodic protection, etc. to mitigate corrosion, there are several situations where such options are not feasible and, in many such cases, NTIC believes that its ZERUST® oil and gas corrosion prevention solutions are more effective at minimizing maintenance downtime on critical oil and gas industry infrastructure, extend the life of such infrastructure, and reduce the risk of environmental pollution due to leaks caused by corrosion.

NTIC's rust and corrosion inhibiting products for the oil and gas industry include ZERUST® Flange Savers®, ZERUST® Zif Tape, ZERUST® ReCAST-SSB solutions, and ZERUST® chemicals, including Zerion powders and gels, in addition to many of the standard industrial ZERUST® rust and corrosion inhibiting products previously described.

ZERUST® Flange Savers® are specially designed covers that have been impregnated with a proprietary ZERUST® inhibitor formulation to provide corrosion protection for flanges, valves, and welded joints. Oil and gas pipeline segments are connected by flanges and welded joints of varying sizes, designs, and materials. These connection points often corrode under aggressive industrial environments and harsh operating conditions, thereby causing costly maintenance, operational, and safety problems. ZERUST® Flange Savers® are available in various sizes to accommodate different pipe diameters, pressure ratings, and international standards for pipeline valves and flanges.

ZERUST® ReCAST-SSB solutions protect the Soil Side Bottoms (SSB) of aboveground storage tanks through a variety of unique and highly effective delivery systems designed by the Zerust Oil & Gas team to deliver proprietary Zerion FVS corrosion inhibitor to spaces under tank bottoms that are susceptible to significant corrosion. Tank bottoms are typically made of steel plates, which are in direct contact with a foundation surface that may be concrete, sand/soil, or asphalt/bitumen. It is typically not possible to protect this underside surface with traditional coatings. Cathodic protection (CP) systems can only provide partial protection, but also have significant limitations that cause failures well ahead of the expected service life of a tank. The ZERUST® solutions provide effective protection even to areas that cannot be addressed with CP. These are engineered solutions where each system is tailored to a customer's requirements depending on factors including the tank foundation design, specific environmental conditions, and tank diameter.

ZERUST® Zerion powder-based inhibitor solutions include the following:

- Zerion FVS is a unique inhibitor blend that is used in both the SSB Solutions and in internal pipeline protection. This “best-in-class” product has been successfully deployed at multiple client sites in North and South America, Europe, the Middle East, India as well as other parts of Asia.
- Zerion FAN-5 is a lower cost inhibitor that is very effective at protecting metals upon contact. It can be used to treat large volumes of water that may be used for hydrotesting. In combination with Zerion FVS, it offers a more complete solution for the protection of pipelines.
- AutoFog is a revolutionary product that allows for the quick VCI saturation of large volume spaces without the need for mechanical “fogging” equipment. This rapid self-diffusing capability is designed for sealed void spaces, protection of large/complex assets like heat exchangers, and heater-treaters.

Natur-Tec® Resin Compounds and Finished Products. In fiscal 2024, 25.8% of NTIC's consolidated net sales were derived from a broad range of bioplastic packaging solutions, including bio-based and certified compostable (fully biodegradable) polymer resin compounds, and finished products under the Natur-Tec® brand. NTIC's consolidated net sales in fiscal 2024 included \$21,966,942 in sales of Natur-Tec® resins and finished products, an increase of 20.9% compared to sales in fiscal 2023. Market drivers such as volatile petroleum prices, reduced dependence on foreign oil, reduced carbon footprints, requirements by multinational brands for sustainable packaging solutions that meet Circular Economy and environmentally responsible end-of-life disposal mandates, and concerns about plastic residue in the environment have led to heightened interest in using sustainable, bio-based and renewable plant-biomass resources for the manufacture of plastics and industrial products. Plastics that are fully biodegradable in commercial composting or anaerobic digester systems allow the safe and effective conversion of these plastics to carbon dioxide, water, and fertilizer at the end of their service life. Increased environmental and sustainability awareness at the corporate and consumer level, improved technical properties and product functionality, as well as recent foreign, state, and local governmental regulations banning the use of conventional plastics or mandating the use of certain biodegradable or compostable products, including regulations in China, India and certain states in the U.S., have also fueled this interest in bio-based and biodegradable-compostable plastics. The term “bio-plastics” encompasses a broad category of plastics that are either bio-based, which means derived from renewable resources such as corn or cellulosic/plant material or blends thereof, or are engineered to be fully commercially compostable, or both.

Resin Compounds. Natur-Tec® resin compounds are produced by blending commonly available base resins, such as Ecoflex® from BASF, Ingeo® PLA from NatureWorks LLC, and Luminy® from Total-Corbion with organic and inorganic fillers and proprietary polymer modifiers and compatibilizers using NTIC's proprietary and patented ReX Process. In this process, biodegradable polymers, natural polymers made from renewable, plant-biomass resources, and organic and inorganic materials are reactively blended in the presence of proprietary compatibilizers and polymer modifiers to produce bio-based and/or compostable polymer resin formulations that exhibit unique and stable morphology. Natur-Tec® resin compounds are engineered for high performance, ease of processing, and reduced cost compared to most other bio-plastic materials and can be processed by converters using conventional plastic manufacturing processes and equipment.

Natur-Tec® resin compounds are sold in several grades tailored for a variety of applications, such as blown-film extrusion, profile extrusion, thermoforming, extrusion coating, and injection molding.

Natur-Tec® flexible film resin compounds are fully commercially compostable and meet the requirements of international standards for compostable plastics, such as ASTM (American Society for Testing and Materials) D6400

(U.S.), EN 13432 (European standards for products and services by European Committee for Standardization), and ISO (International Organization for Standardization) 17088, and are certified as 100% compostable by organizations including the BPI (Biodegradable Products Institute) in the United States and TÜV Austria in Europe. Natur-Tec® film resin compounds can be used to produce film for applications, such as bags, including compost bags, lawn and leaf bags, carry-out bags, agricultural film, and consumer and industrial packaging. Natur-Tec® film resin compounds are also used to produce bags and covers for branded apparel packaging and to manufacture specialty foodservice items, such as compostable drinking straws, thermoformed lids and disposable food-handling gloves.

The Natur-Tec® compostable extrusion coating resin compounds are bio-based and biodegradable and are designed to replace conventional plastic materials for extrusion coating applications. Natur-Tec® extrusion coating resin compounds are manufactured using sustainable and renewable resources, per the ASTM D6866 standard, which allows companies and consumers the opportunity to reduce or neutralize their carbon footprint and are designed to meet the requirements of international standards for compostable plastics, such as ASTM D6400. Natur-Tec® extrusion coating resin compounds provide good adhesion to paper, an excellent print surface, and good heat seal strength and the coating material is suitable for food contact applications, including both hot and cold applications. Natur-Tec® extrusion coating resin compounds can be used for coating paper and paperboards for the manufacture of disposable cups, plates, and other foodservice items.

The Natur-Tec® compostable injection molding resin compounds are bio-based and compostable and are designed to replace conventional plastic materials for injection molded plastic applications. Natur-Tec® compostable injection molding resin compounds are manufactured using sustainable and renewable resources, per the ASTM D6866 standard, and are designed to meet the requirements of international standards for compostable plastics, such as ASTM D6400 and EN 13432. Natur-Tec® compostable injection molding resin compounds can be used for injection molded plastic applications, such as cutlery, pens, hangers, containers, and packaging. Natur-Tec® bio-based injection molding resin compounds are made with at least 90% bio-based/renewable resource-based materials, per the ASTM D6866 standard, and are meant to enhance sustainability by replacing petroleum-based plastics. Natur-Tec® bio-based injection molding resin compounds exhibit the same properties as conventional plastic materials and can be used in applications such as automotive components, consumer goods, electronics, medical products, furniture, and packaging.

Finished Products. Natur-Tec® finished products include totally biodegradable and compostable trash bags, agricultural film, and other single-use disposable products, such as food and consumer goods packaging currently marketed under the Natur-Bag® brand. The Natur-Bag® product line offers 15 different compostable trash bag sizes, from 3-gallon to 96-gallon, as well as shopper bags, produce bags and gloves. The bags are available in various SKU configurations, including retail packs that are sold to the consumer either through retail outlets or through online stores and industrial case packs that are sold to commercial and industrial customers primarily through national and regional wholesalers and distributors. The Natur-Bag® products are manufactured from the Natur-Tec® flexible film resin compounds and thus are fully biodegradable and compostable. These products are certified fully commercially compostable and carry the BPI Compostable logo in the United States and the TÜV Austria OK Compost logo in Europe. Furthermore, these products were also independently tested and approved for use in organic waste diversion systems by Cedar Grove, one of the largest compost operators in the United States.

Sales, Marketing, and Distribution

ZERUST® Corrosion Prevention Solutions. In the United States, NTIC markets its ZERUST® rust and corrosion inhibiting products and services, including its products designed for the oil and gas industry, principally to industrial users in the automotive, electronics, electrical, mechanical, military, retail consumer, and oil and gas markets by a direct sales force and through a network of independent distributors, manufacturer's sales representatives, and strategic partners. Prior to placing an order, NTIC's technical service consultants work directly with the end users of NTIC's ZERUST® products to analyze their specific corrosion prevention needs and develop systems to meet their performance requirements.

Internationally, NTIC has entered into a series of joint ventures with foreign partners (either directly or through a holding company). NTIC receives fees for providing technical support, marketing assistance, and other services to its joint ventures based primarily on the net sales of the individual joint ventures in accordance with the terms of the joint venture arrangements. Such services include consulting, legal, insurance, technical, and marketing services.

In China, NTIC sells its products and services through NTIC China. NTIC has wholly owned or majority-owned subsidiaries to conduct its business in Brazil, Mexico, Vietnam, and Singapore. In addition, NTIC sells its ZERUST products in India through this wholly owned subsidiary, HNTI Limited.

With respect to the sales and marketing of ZERUST[®] rust and corrosion inhibiting products and services to the oil and gas industry, NTIC uses a combination of direct sales personnel, independent sales agents, and its joint venture network. In addition, in an attempt to penetrate the oil and gas industry within certain markets more quickly, NTIC has entered into various agreements with specific organizations that have existing long-term relationships with key oil and gas industry clients. NTIC also engages in certain direct marketing activities to build its brand within the oil and gas industry, such as traditional advertising and direct mail campaigns and presence and participation at selected key trade shows and technical forums. NTIC continues to believe the sale of its ZERUST[®] corrosion prevention solutions to customers in the oil and gas industry will involve long sales cycles, likely including multi-year trial periods with each user and a slow integration process thereafter.

Natur-Tec[®] Resin Compounds and Finished Products. In the United States, NTIC markets its Natur-Tec[®] resin compounds and finished products through a network of national and regional distributors and independent manufacturer's sales representatives and two NTIC direct sales employees as of August 31, 2024. Target customers for Natur-Tec[®] finished products include individual consumers as well as commercial and institutional organizations, such as corporations and government agencies, and educational organizations, such as universities and school districts. NTIC is also targeting key national and regional retailers utilizing independent sales agents. Target customers for Natur-Tec[®] resin compounds include plastics converters and foodservice ware brands that would purchase Natur-Tec[®] resin compounds to manufacture and sell their own finished bio-based and compostable end products, such as film, bags, and cutlery. In June 2022, the State of California passed a law intended to reduce single-use plastics. Notably, the bill provides that, by 2032, all packaging must be recyclable or compostable. Additionally, as of November 19, 2024, Colorado, Connecticut, Delaware, Hawaii, Maine, New Jersey, New York, Oregon, Rhode Island Vermont and Washington had each enacted some form of ban on plastic bags. Accordingly, NTIC expects the U.S. market for bio-plastic solutions to grow substantially during the next several years.

Internationally, NTIC uses Natur-Tec India, Natur Tec Lanka, NTIC China and a network of international distributors to market its Natur-Tec[®] resin compounds and finished products. The government of India announced a phased ban on the manufacture and sale of single-use plastics beginning in July 2022. The first phase bans earbuds and plastic sticks used in balloons and ice cream. The second phase bans plastic cigarette packets and plastic bags less than 100 microns thick. Notably, compostable plastics are exempt from this ban. Accordingly, NTIC expects the market in India for bio-plastic packaging solutions to continue to grow substantially.

NTIC's Natur-Tec[®] resin compounds and finished products are produced at facilities in India, China, Vietnam, and the United States. NTIC's Natur-Tec[®] resin compounds can be shipped to manufacturing facilities around the world, where they then can be converted into finished products, such as film, coated paper or food serviceware. NTIC's Natur-Tec[®] finished products are manufactured using NTIC's Natur-Tec[®] resin compounds by select sub-contractors.

Competition

ZERUST[®] Corrosion Prevention Solutions. While NTIC is unaware of any third parties with which NTIC competes on a worldwide basis with respect to its corrosion prevention solutions, NTIC does compete with several third parties on a regional basis. NTIC evaluates competing rust and corrosion inhibiting products on an ongoing basis. Some of NTIC's competitors are established companies that may have financial resources, marketing capabilities, distribution networks and other resources substantially greater than those of NTIC. As a result, they may be able to adapt more quickly to new or emerging technologies and changes in customer requirements or to devote greater resources to the promotion and sale of their products than NTIC. With respect to its rust and corrosion inhibiting products, NTIC competes on the basis of product innovation, quality, reliability, product support, customer service, reputation, and price. Some of NTIC's competitors may have achieved significant market acceptance of their competing products and brand recognition. NTIC, however, believes it has an advantage over most of its competitors as a result of NTIC's technical innovation and its value-added services. NTIC attempts to provide its customers with the highest level of technical service and applications engineering in addition to ZERUST[®] rust and corrosion inhibiting products. Nonetheless, the commoditization of certain of NTIC's ZERUST[®] rust and corrosion inhibiting products has led, and may continue to lead, to lower prices and lower margins on such products. In addition, because certain barriers to entry are low, additional competitors may emerge, which likely would lead to the further commoditization of NTIC's rust and corrosion inhibiting products.

With respect to the sales and marketing of ZERUST[®] rust and corrosion inhibiting products and services to the oil and gas industry, NTIC uses a combination of direct sales personnel, independent sales agents, and its joint venture network. In addition, in an attempt to penetrate the oil and gas industry within certain markets more quickly, NTIC has entered into various agreements with specific organizations that have existing long-term relationships with key oil and gas industry clients. NTIC also engages in certain direct marketing activities to build its brand within the oil and gas industry, such as traditional advertising and direct mail campaigns and presence and participation at selected key trade shows and technical forums. NTIC continues to believe the sale of its ZERUST[®] corrosion prevention solutions to customers in the oil and gas industry will involve long sales cycles, likely including multi-year trial periods with each user and a slow integration process thereafter.

Natur-Tec[®] Resin Compounds and Finished Products. With respect to NTIC's Natur-Tec[®] resin compounds and finished products, NTIC competes with several established companies that have been producing and selling similar products for a significantly longer time period and have significantly more sales, more extensive and effective distribution networks, and better brand recognition than NTIC. Most of these companies also have substantially more financial and other resources than NTIC. NTIC competes on the basis of performance, brand awareness, distribution network, product availability, product offering, improved shelf life, place of manufacture, and price. Because of price competition, NTIC's margins on its Natur-Tec[®] resin compounds and finished products are lower than its margins on its ZERUST[®] corrosion prevention solutions. NTIC also has encountered in the past and could continue to encounter additional supply constraints for the base polymer resins used to manufacture NTIC's Natur-Tec[®] resin compounds and finished products since there are a limited number of suppliers of such base polymer resins and limited capacity for their production.

Research and Development

NTIC's research and development activities are directed at improving existing products, developing new products, reducing costs, and improving quality assurance through improved testing of NTIC's products. NTIC's internal research and development activities are conducted at its facilities located in Circle Pines, Minnesota; Beachwood, Ohio; and Dresden, Germany under the direction of internationally known scientists and research institutes under exclusive contract with NTIC with respect to the subject of their respective research efforts. EXCOR has established a wholly-owned subsidiary, Excor Korrosionsforschung GmbH, to conduct research into new fields of corrosion inhibiting packaging and the applications engineering of such products in conjunction with NTIC's domestic research and development operations. With respect to NTIC's Natur-Tec[®] resin compounds and finished products, Ramani Narayan, Ph.D., a current director of NTIC and Distinguished Professor in the Department of Chemical Engineering & Materials Science at Michigan State University, provides his expertise and technical support to NTIC.

NTIC anticipates that it will spend between \$4,800,000 and \$5,000,000 in fiscal 2025 on research and development activities.

Intellectual Property Rights

NTIC's success depends and will continue to depend in part upon its ability to maintain patent and trademark protection for its products and processes, to preserve its proprietary information and trade secrets, and to operate without infringing the proprietary rights of third parties. NTIC's policy is to attempt to protect its technology by, among other things, filing patent applications and trademark applications and vigorously preserving the trade secrets covering its technology and other intellectual property rights.

In 1980, NTIC developed and patented the first polyolefin (plastic) based industrial corrosion inhibiting packing material in the world. The U.S. patent granted under this patent application became the most important intellectual property right in NTIC's history. This patent expired in 2000. NTIC has since filed for 12 letters of patent in the United States covering various corrosion inhibiting technologies, systems, and applications and now owns several patents in these areas. These patents and patent applications have been extended to the countries of strategic relevance to NTIC, including Australia, Brazil, Canada, China, Europe, Japan, India, Korea, Mexico, Russia, and Taiwan. In addition, EXCOR owns several patents in the area covering various corrosion inhibiting technologies and has also applied for new patents on proprietary new corrosion inhibiting technologies. NTIC is also seeking additional patent protection covering various host materials into which its corrosion inhibiting additives and other protective features can be incorporated, proprietary new process technologies, and chemical formulations outside the area of corrosion protection. NTIC owns several patents outside the area of corrosion protection both in the United States and in countries of strategic relevance to NTIC, including the above-noted countries. NTIC holds 5 patents and patent

applications in the United States covering various applications for biobased and compostable plastics. These patent and patent applications have been extended to countries of strategic relevance to NTIC, including Canada, Europe, UK, India, and China.

In addition to seeking patent protection, NTIC maintains an extensive portfolio of trademarks in countries where NTIC has a presence directly or through its subsidiaries and joint ventures. NTIC continuously pursues new trademark applications of strategic interest worldwide. NTIC owns the following U.S. registered trademarks: NTI[®], NTI & Globe Design[®], ZERUST[®], EXCOR[®], ICT[®], Z-CIS[®], COR TAB[®], PLASTABS[®], NATUR-TEC[®], NATUR-TEC & Design[®], NATUR-BAG[®] and NATUR-WARE[®], ZERION[®], AUTOFOG[®], FLANGE SAVER[®], and ACTIVPAK[®]. NTIC also has a registered trademark on the use of the Color Yellow with respect to corrosion inhibiting packaging. Furthermore, NTI[®], ZERUST[®], EXCOR[®], the Color Yellow[®], and NTI ASEAN[®], as well as other marks, have been registered in the European Union, and several new applications are pending.

NTIC requires its employees, consultants, and advisors with access to its confidential information, including trade secrets, to execute confidentiality agreements upon commencement of their employment or consulting relationships with NTIC. These agreements generally provide that all confidential information NTIC develops or makes known to the individual during the course of the individual's employment or consulting relationship with NTIC must be kept confidential by the individual and not disclosed to any third parties. NTIC also requires all of its employees and consultants who perform research and development for NTIC to execute agreements that generally provide that all inventions developed by these individuals during their employment or service arrangement with NTIC will fall under NTIC's proprietary intellectual property rights.

Manufacturing

NTIC's ZERUST[®] rust and corrosion inhibiting products are manufactured according to NTIC's specifications primarily by selected independent sub-contractors under trade secrecy agreements and/or license agreements. In addition, NTIC manufactures select ZERUST[®] rust and corrosion inhibiting products, consisting primarily of liquids and powders, at its corporate headquarters location in Circle Pines, Minnesota.

NTIC's Natur-Tec[®] resin compounds and finished products are produced at facilities in India, China, Vietnam, and the United States. NTIC's Natur-Tec[®] resin compounds can be shipped to manufacturing facilities around the world, where they then can be converted into finished products, such as film or cutlery. NTIC's Natur-Tec[®] finished products are manufactured using NTIC's Natur-Tec[®] resin compounds by select sub-contractors.

NTIC is ISO 9001 certified with respect to the manufacturing of its products. NTIC believes that the process of ISO 9001 certification serves as an excellent total quality management tool, enabling NTIC to ensure consistency in the performance of its products. In addition, because potential customers may prefer or require manufacturers to have achieved ISO certification, such ISO certifications may provide NTIC with certain competitive advantages.

Availability of Raw Materials

NTIC does not typically carry excess quantities of raw materials because of historically widespread availability for such materials from various suppliers. However, with respect to its Natur-Tec[®] resin compounds and finished products, there are a limited number of domestic and international suppliers of the base resins used to manufacture the resin compounds and finished products, which occasionally contributes to supply issues. During fiscal 2024, for example, NTIC experienced some delays in obtaining these base resins due primarily to international shipping issues. While NTIC experienced longer lead times for raw materials during fiscal 2024 as a result of supply chain disruptions, raw material costs declined somewhat in fiscal 2024 compared to fiscal 2023.

In addition, a few raw materials and purchased parts used in NTIC's rust and corrosion inhibiting products and Natur-Tec[®] finished products are sourced from suppliers who currently serve as NTIC's sole source of supply for these materials and parts. Although NTIC believes it can obtain these raw materials and parts from other suppliers, an unexpected loss of supply over a short period of time, including as a result of future worldwide disruptions in supply, may not allow NTIC time to replace these sources in the ordinary course of business.

Backlog

NTIC had an estimated order backlog of \$5,837,430 as of August 31, 2024, compared to \$5,337,717 as of August 31, 2023, which was generally across all business units. Sales relating to this backlog are expected to be realized during first quarter of fiscal 2025. These are orders that are held by NTIC pending release instructions from the customers to be used for just-in-time production. Customers generally place orders on an “as needed” basis and expect delivery within a relatively short period of time.

Governmental Regulation

The U.S. Food and Drug Administration (FDA) has indicated to NTIC that it has no objection to the use of ZERUST® ICT® packaging products in protecting metal food containers and processing equipment. In addition, the manufacture, sale and use of NTIC’s Natur-Tec® resin compounds and finished products are subject to regulation in the United States by the FDA. The FDA’s regulations are concerned with substances used in food packaging materials. Thus, food and beverage containers are in compliance with FDA regulations if the components used in the food and beverage containers are approved by the FDA as indirect food additives for their intended uses and comply with the applicable FDA indirect food additive regulations or are generally recognized as safe for their intended uses and are of suitable purity for those intended uses. NTIC believes that its resin compounds are in compliance with all FDA requirements and that NTIC does not require further FDA approval prior to the sale of its products.

Human Capital Management

Headcount and Employee Demographics

As of August 31, 2024, NTIC had a total of 95 employees, with 93 full-time employees and 2 part-time employees, located in North America, consisting of 27 in sales and marketing, 28 in research and development and lab, 21 in administration, and 19 in production. As of August 31, 2024, NTIC’s wholly-owned subsidiary in India, HNTI Limited, had 58 full-time employees, NTIC’s wholly owned subsidiary in China had 35 full-time employees, its majority-owned subsidiary in Brazil had 20 full-time employees, its majority-owned subsidiary in India, Natur Tec India, had 40 full-time employees, its majority-owned subsidiary in Singapore, Zerust Singapore, had 1 full-time employee, its majority-owned subsidiary in Taiwan, Zerust Taiwan, had 9 full-time employees, its majority-owned subsidiary in Vietnam, Zerust Vietnam, had 6 full-time employees its wholly owned subsidiary in Mexico had no full-time employees, and its holding company, NTI Asean, had no full-time employees.

As of August 31, 2024, of our North American workforce, 41% are female, 32% are racially or ethnically diverse and 6% are veterans. Of our global management team, 40% are female and 23% are racially or ethnically diverse. Of our eight Board members, nearly 40% are female and nearly 40% are racially or ethnically diverse.

Turnover

NTIC continually monitors employee turnover rates as its success depends upon retaining highly trained engineering, manufacturing and operations personnel. The average tenure of our employees is nine years.

Management Team

NTIC believes its management team has the experience necessary to effectively execute its strategy and advance its product and technology leadership. The average tenure of the members of NTIC’s management team is 17 years.

Employee Unions, Collective Bargaining Agreements and Work Councils

There are no unions representing NTIC’s employees, and NTIC believes that its relations with its employees are good.

Health, Safety and Environment

Health, safety and environment (HSE) are the cornerstones of NTIC. NTIC is in the business of converting unique, environmentally beneficial materials science into value added products and services for industrial and consumer applications. NTIC believes that it is responsible to its worldwide customers, its people, its communities and its stockholders, and NTIC takes these responsibilities seriously. NTIC is dedicated to investing in the future of the planet

and NTIC's people and intends to continue to invest in HSE protection and improvements in a timely manner consistent with available technology.

NTIC is guided by its Policy Statement on HSE, which sets forth NTIC's HSE objectives, including ensuring that all activities across the value chain are conducted in a manner which is consistent with NTIC's quality management standard and HSE programs, ensuring that business activities are conducted to prevent harm and protect health and safety, and developing, manufacturing, distributing and marketing products and services with full regard for HSE aspects. To accomplish these objectives, NTIC intends to, among other things, establish targets within its quality management standard and HSE programs to measure progress and ensure continuous improvement, provide safe and healthy workplaces for its employees, contractors and other service providers, and provide continued training to enable employees to meet their responsibility to contribute to compliance with NTIC's HSE objectives.

NTIC monitors conditions that could lead to safety incidents and keeps track of injuries through reporting systems in accordance with the laws in the jurisdictions in which NTIC operates. NTIC tracks this data to assess the quality of its safety performance. NTIC defines lost time incidents as work-related incidents where a worker sustains an injury that results in time away from work. NTIC had only one lost time incident in each 2024 and 2023.

Diversity and Inclusion

Diversity and inclusion are embedded in NTIC's values and integrated into its strategies. NTIC's Human Rights Policy was designed to align with the United Nations Global Compact and core elements of the United Nations Universal Declaration of Human Rights. NTIC is committed to providing an environment free of discrimination and harassment, where all individuals are treated with respect and dignity, can contribute fully, and have equal opportunities. NTIC has worked to build a diverse and inclusive workforce and is committed to equal opportunity. NTIC invests in building diverse talent pools and provides training to improve skills where appropriate. NTIC upholds and supports the right to equal treatment without discrimination or harassment.

Education

NTIC offers an educational assistance benefit program to eligible employees. NTIC may reimburse all or part of the registration and tuition costs for full-time employees who continue their education in a work-related field. In addition to educational assistance for formal education, NTIC may arrange training programs that enable employees to progress in their technical, commercial, or financial knowledge of NTIC's business.

Compensation and Benefits

NTIC's compensation program is designed to attract and retain talented employees in the industry by offering competitive compensation and benefits. NTIC has established fair and competitive pay levels that are based on local markets and job descriptions and are not based on gender, age, ethnicity, nationality or other personal characteristics or beliefs. NTIC provides compensation and benefits that are competitive and comply with applicable laws, and NTIC commits to a fair and living wage.

NTIC's employees have immediate eligibility to participate in NTIC's 401(k) employee savings plan. Employees are immediately vested upon contributing to the 401(k) employee savings plan. NTIC matches 401(k) contributions made by employees and may also make profit-sharing contributions. NTIC believes these profit-sharing contributions are a meaningful way of sharing NTIC's success with its employees.

To further the goal of sharing NTIC's success with its employees and incentivizing strong employee performance, NTIC may award cash bonuses to its employees. Additionally, NTIC has an employee stock purchase plan, which allows employees to purchase NTIC stock at a 10% discount to fair market value. NTIC believes that this gives employees an interest in providing for the continued success of the business, encourages regular and scheduled investing, and is a means of supplementing individual savings programs.

As part of its compensation package, NTIC provides employees with access to a medical plan with an employee-funded health savings account option. The medical plan has no co-pay, and employees are not required to contribute toward premium costs. Dental, vision, life, and long and short-term disability insurance plans are also available to NTIC's employees.

NTIC prides itself on offering employment arrangements that include competitive time off policies and flexibility. NTIC's full-time employees are eligible for paid holidays and vacation time based on the length of their service, ranging from 15 to 25 days. NTIC's part-time employees receive compensation for paid holidays as well. NTIC offers employees the opportunity to work remotely, requiring Tuesday in-person attendance for office staff employees and permitting remote work in the discretion of individual employees the remaining days of the week.

Values and Ethics

In connection with NTIC's core values, NTIC acts in accordance with its Code of Ethics. NTIC's Code of Ethics requires its employees, officers and directors to be honest, trustworthy, conscientious and dedicated to the highest standards of ethical business practices. Each employee, officer and director must know and abide by applicable laws.

Additional Information

Additional information about our human capital and people, including our HSE Policy, Human Rights Policy, Code of Ethics, is included on the Commitment to Environmental, Social and Governance (ESG) page of the Investor Relations portion of our corporate website. Information contained or referenced on our website is not incorporated by reference and does not form a part of this Annual Report on Form 10-K.

Available Information

NTIC is a Delaware corporation that was originally organized as a Minnesota corporation in 1970. NTIC's principal executive office is located at 4201 Woodland Road, Circle Pines, Minnesota 55014, and its telephone number is (763) 225-6600. NTIC's website is located at www.ntic.com. References to NTIC's website addressed in this report are provided as a convenience and as an inactive textual reference only. The information on NTIC's website or any other website is not incorporated by reference into, and is not considered a part of, this report.

NTIC makes available, free of charge and through its Internet web site, its annual reports on Form 10-K, quarterly reports on Form 10-Q, current reports on Form 8-K, and any amendments to any such reports filed or furnished pursuant to Section 13(a) or 15(d) of the Securities Exchange Act of 1934, as amended, as soon as reasonably practicable after NTIC electronically files such material with, or furnishes it to, the Securities and Exchange Commission (SEC). Reports filed with the SEC may be viewed at www.sec.gov.

Forward-Looking Statements

This report on Form 10-K contains not only historical information, but also forward-looking statements within the meaning of Section 27A of the Securities Act of 1933, as amended, and Section 21E of the Securities Exchange Act of 1934, as amended. These forward-looking statements are subject to the safe harbor created by those sections. In addition, NTIC or others on NTIC's behalf may make forward-looking statements from time to time in oral presentations, including telephone conferences and/or web casts open to the public, in press releases or reports, on NTIC's Internet web site, or otherwise. All statements other than statements of historical facts included in this report or expressed by NTIC orally from time to time that address activities, events, or developments that NTIC expects, believes, or anticipates will or may occur in the future are forward-looking statements, including, in particular, the statements about NTIC's plans, objectives, strategies, and prospects regarding, among other things, NTIC's financial condition, results of operations and business, operating results and financial condition, and the outcome of contingencies, such as legal proceedings. NTIC has identified some of these forward-looking statements in this report with words like "believe," "can," "may," "could," "would," "might," "forecast," "possible," "potential," "project," "will," "should," "expect," "intend," "plan," "predict," "anticipate," "estimate," "approximate," "outlook," or "continue" or the negative of these words or other words and terms of similar meaning. The use of future dates is also an indication of a forward-looking statement. Forward-looking statements may be contained in the notes to NTIC's consolidated financial statements and elsewhere in this report, including under "*Part II. Item 7. Management's Discussion and Analysis of Financial Condition and Results of Operations.*"

Forward-looking statements are based on current expectations about future events affecting NTIC and are subject to uncertainties and factors that affect all businesses operating in a global market as well as matters specific to NTIC. These uncertainties and factors are difficult to predict, and many of them are beyond NTIC's control. Some of the uncertainties and factors known to us that could cause NTIC's actual results to differ materially from what NTIC has anticipated in its forward-looking statements are described under "*Part I. Item 1A. Risk Factors.*" All forward-looking

statements included in this report are expressly qualified in their entirety by the foregoing cautionary statements. NTIC wishes to caution readers not to place undue reliance on any forward-looking statement that speaks only as of the date made and to recognize that forward-looking statements are predictions of future results, which may not occur as anticipated. Actual results could differ materially from those anticipated in the forward-looking statements and from historical results due to the uncertainties and factors described above and others that NTIC may consider immaterial or does not anticipate at this time. Although NTIC believes that the expectations reflected in its forward-looking statements are reasonable, NTIC does not know whether its expectations will prove correct. NTIC's expectations reflected in its forward-looking statements can be affected by inaccurate assumptions NTIC might make or by known or unknown uncertainties and factors, including those described above. The risks and uncertainties described above are not exclusive, and further information concerning NTIC and its business, including factors that potentially could materially affect its financial results or condition, may emerge from time to time. NTIC assumes no obligation to update, amend, or clarify forward-looking statements to reflect actual results or changes in factors or assumptions affecting such forward-looking statements. NTIC advises you, however, to consult any further disclosures NTIC makes on related subjects in its annual reports on Form 10-K, quarterly reports on Form 10-Q, and current reports on Form 8-K that NTIC files with or furnishes to the SEC.

INFORMATION ABOUT OUR EXECUTIVE OFFICERS

The two individuals named below have been designated by NTIC's Board of Directors as "executive officers" of NTIC. Their ages and the offices held, as of November 8, 2024, are as follows:

<u>Name</u>	<u>Age</u>	<u>Position with NTIC</u>
G. Patrick Lynch	57	President and Chief Executive Officer
Matthew C. Wolsfeld	50	Chief Financial Officer and Corporate Secretary

G. Patrick Lynch, an employee of NTIC since 1995, has been President since July 2005 and Chief Executive Officer since January 2006 and has served as a director of NTIC since February 2004. Mr. Lynch served as President of North American Operations of NTIC from May 2004 to July 2005. Prior to May 2004, Mr. Lynch held various positions with NTIC, including Vice President of Strategic Planning, Corporate Secretary and Project Manager. Mr. Lynch is also an officer and director of Inter Alia Holding Company, which is a significant stockholder of NTIC. Prior to joining NTIC, Mr. Lynch held positions in sales management for Fuji Electric Co., Ltd. in Tokyo, Japan, and programming project management for BMW AG in Munich, Germany. Mr. Lynch received a Master of Business Administration degree from the University of Michigan Ross School of Business.

Matthew C. Wolsfeld, an employee of NTIC since February 2001, has been NTIC's Chief Financial Officer since November 2001 and Corporate Secretary since November 2004. Mr. Wolsfeld was Controller of NTIC from May 2001 through November 2001. Prior to joining NTIC, Mr. Wolsfeld held an auditing position with PricewaterhouseCoopers LLP in Minneapolis, Minnesota from 1997 to 2001. Mr. Wolsfeld received a B.A. degree in Accounting from the University of Notre Dame and received his M.B.A. degree at the University of Minnesota, Carlson School of Business. Mr. Wolsfeld is a Certified Public Accountant.

Other corporate officers of NTIC, their ages, and offices held, as of November 8, 2024, are as follows:

<u>Name</u>	<u>Age</u>	<u>Position with NTIC</u>
Vineet R. Dalal	55	Vice President and Director – Global Market Development – Natur-Tec®
Gautam Ramdas	51	Vice President and Director – Global Market Development – Oil & Gas
Brian Haglund	40	Vice President of Operations – North America

Vineet R. Dalal, an employee of NTIC since 2004, has served as Vice President and Director – Global Market Development – Natur-Tec® since November 2005. Prior to joining NTIC, Mr. Dalal was a Principal in the Worldwide Product Development Practice of PRTM, a management consultancy to technology-based companies (now part of PricewaterhouseCoopers Management Consulting). In this position, Mr. Dalal consulted for several Fortune 500 companies, in the areas of product strategy, Product Lifecycle Management (PLM) and technology management. Prior to that, Mr. Dalal held positions in program management and design engineering at National Semiconductor Corporation in Santa Clara, California. Mr. Dalal received an M.B.A. degree from the University of Michigan Ross

School of Business in Ann Arbor, Michigan. He also holds an M.S. degree in Electrical and Computer Engineering from Oregon State University, and a B.Eng. degree in Electronics Engineering from Karnatak University, India.

Gautam Ramdas, an employee of NTIC since 2005, has served as Vice President and Director – Global Market Development – Oil & Gas since 2005. Prior to joining NTIC, Mr. Ramdas was a Manager in the Strategic Change group of IBM Business Consulting Services. In this position, Mr. Ramdas led consulting engagements at several Fortune 500 companies, in the areas of service strategy, global supplier relationship management and supply chain streamlining. Mr. Ramdas held positions in the E-Commerce and Supply Chain strategy groups at PricewaterhouseCoopers Management Consulting, again providing consulting services for Fortune 500 clients. Prior to management consulting, Mr. Ramdas worked as a program manager and design engineer with Kinhill Engineers in Australia. He has also been involved in the start-up stage of successful small businesses in the United States and in India. Mr. Ramdas received an M.B.A. from the University of Michigan Ross School of Business in Ann Arbor, Michigan. He also holds a bachelor's degree in Mechanical Engineering from the College of Engineering, Guindy (Chennai), India.

Brian Haglund, an employee of NTIC since 2018, is currently serving as Vice President of Operations – North America. Prior to joining NTIC, Mr. Haglund held various leadership roles within Textron, a Fortune 500 industrial conglomerate. During his tenure with Textron, Mr. Haglund led various global operations and manufacturing facilities across the US, in China, and in Germany focusing on aerospace and industrial manufacturing. Mr. Haglund received an M.B.A. degree with a concentration in Finance from The Miller College of Business through Ball State University. He also holds a B.A. degree in Supply Chain Management from Eli Broad College of Business through Michigan State University.

Item 1A. RISK FACTORS

The following are the most material factors known to NTIC that could materially adversely affect its business, operating results, or financial condition.

Risk Factors Summary

This summary is not complete and should be read in conjunction with the risk factors set forth below.

Risks Related to NTIC's Business and Industry

- Any weakness in the global economy, and in particular in the United States, Europe, India and China, and in the automotive industry, has negatively impacted and in the future may negatively impact NTIC's business, operating results, and financial condition.
- NTIC's business in the past has been and, in the future, may be negatively impacted by inflation.
- Supply chain disruptions in the past have interrupted and, in the future, could interrupt product manufacturing, increase product costs and result in lost sales, which have had and in the future may have a material adverse effect on NTIC's business, operating results and financial condition.
- Disruptions to the distribution channels for NTIC's products in the past have negatively impacted and in the future may negatively impact NTIC's business, operating results, and financial condition.
- NTIC's dependence on key suppliers puts NTIC at risk of interruptions in the availability of its products, which could reduce its net sales and adversely affect its operating results and harm its reputation.
- Increases in prices for raw materials and components used in NTIC's products in the past have adversely affected and in the future could adversely affect NTIC's operating results.
- NTIC relies on others for its production and any interruptions of these arrangements could disrupt NTIC's ability to fill its customers' orders.
- Changes to trade regulation, quotas, duties, or tariffs, caused by the changing U.S. and geopolitical environments or otherwise, have negatively impacted in the past and in the future may negatively impact NTIC's business, operating results, and financial condition.
- Global credit and financial markets in the past have experienced disruptions, including diminished liquidity and credit availability and rapid fluctuations in market valuations, which, if they happen again, could negatively impact NTIC's business, operating results, and financial condition.
- NTIC has limited staffing, faces challenges caused by its aging workforce and given its limited resources, it may not effectively manage its growth.
- The evolution of the automotive industry towards electric vehicles could adversely affect NTIC's business.

Risks Related to NTIC's Joint Ventures

- NTIC's liquidity and financial position rely on the receipt of fees for services provided to its joint ventures and dividend distributions from its joint ventures. No assurance can be provided that NTIC will continue to receive such fees and dividend distributions in amounts NTIC historically has received or anticipates receiving.
- Since a significant portion of NTIC's earnings results from its equity income from joint ventures, which varies quarter to quarter, NTIC's earnings are subject to quarterly fluctuations.

Risks Related to NTIC's International Operations and the Foreign Markets in which NTIC Operates

- NTIC's international business, which is conducted primarily through its subsidiaries and joint ventures, requires management attention and financial resources and exposes NTIC to difficulties and risks presented by international economic, political, legal, accounting, and business factors.
- If sales of NTIC's products and services by its joint venture in Germany were to decline significantly or if NTIC's relationships with this joint venture were to deteriorate significantly, NTIC's operating results likely would be adversely affected.
- NTIC's acquisition of the remaining 50% ownership interest of HNTI Limited and any future similar acquisitions involve risk.
- The ongoing wars between Russia and Ukraine and Israel and Hamas may adversely affect NTIC's business and results of operations.
- The operations of NTIC China may be adversely affected by China's evolving economic, political, and social conditions, as well as increasing tensions between the United States and China.
- Intellectual property rights are difficult to enforce in China, which could harm NTIC's business, results of operations, or financial condition.
- Uncertainties with respect to the Chinese legal system may adversely affect the operations of NTIC China.

- Failure to comply with the U.S. Foreign Corrupt Practices Act could subject NTIC to penalties and legal expenses.
- Fluctuations in foreign currency exchange rates could result in declines in NTIC's earnings and changes in NTIC's foreign currency translation adjustments.
- Economic uncertainty in developing markets could adversely affect NTIC's revenue and earnings.

Risks Related to NTIC's Products

- NTIC faces intense competition in almost all of its product lines, including from competitors that have substantially greater resources than NTIC does. No assurance can be provided that NTIC will be able to compete effectively, which would harm its business and operating results.
- NTIC's ZERUST[®] rust and corrosion inhibiting products and services generate a significant portion of NTIC's net sales and the net sales of NTIC's joint ventures. Accordingly, if sales of these products and services were to decline, NTIC's operating results would be adversely affected.
- If NTIC is unable to continue to enhance its existing products and develop and market new products that respond to customer needs and achieve market acceptance, NTIC may experience a decrease in demand for its products, and its business could suffer.
- No assurance can be provided that NTIC's investments in additional research and development and marketing efforts and resources into the application of its corrosion prevention solutions into the oil and gas industry and the continued launch of its Natur-Tec[®] resin compounds and finished products will be successful.
- NTIC's strategy of expanding its corrosion prevention solutions into the oil and gas industry and continuing the expansion of its Natur-Tec[®] bioplastics resin compounds and finished products is risky and may not prove to be successful, which could harm NTIC's operating results and financial condition.
- NTIC's dependence on manufacturing and logistical services provided by contractors could give rise to product defect or warranty liability.
- The commercial success of NTIC's Natur-Tec[®] resin compounds and finished products depends on the widespread market acceptance of products manufactured with bio-based and biodegradable resins.
- NTIC relies on its joint ventures, distributors, manufacturer's sales representatives, and other agents to market and sell its products.
- NTIC may be subject to product liability claims or other claims arising out of the activities of its joint ventures, which could adversely affect NTIC and its business, and the sale of ZERUST[®] rust and corrosion inhibiting products into the oil and gas industry is risky in light of the hazards typically associated with such operations and the significant amount of potential liability involved.
- The sale of ZERUST[®] rust and corrosion inhibiting products into the oil and gas industry is somewhat seasonal and dependent upon oil prices.
- The expansion of NTIC's corrosion prevention solutions into the oil and gas industry and the continued launch of NTIC's Natur-Tec[®] resin compounds and finished products may require additional capital in the future, which may not be available or may be available only on unfavorable terms.

Risks Related to Governmental Regulation, Laws, and Compliance

- NTIC's business, properties, and products are subject to governmental regulation and taxes, compliance with which may require NTIC to incur expenses or modify its products or operations, and which may expose NTIC to penalties for non-compliance. Governmental regulation also may adversely affect the demand for some of NTIC's products and its operating results.
- Fluctuations in NTIC's effective tax rate could have a significant impact on NTIC's financial position, results of operations, or cash flows.
- Certain of NTIC's operations are subject to regulation by the U.S. Food and Drug Administration.
- NTIC's reliance upon patents, trademark laws, trade secrets, and contractual provisions to protect its proprietary rights may not be sufficient to protect its intellectual property.
- Any changes in U.S. generally accepted accounting principles might adversely affect NTIC's operating results.

Risks Related to NTIC's Common Stock

- The trading volume of NTIC's common stock is typically very low, leaving NTIC's common stock open to risk of high volatility and the price and trading volume has been, and may continue to be, volatile.
- A large percentage of NTIC's outstanding common stock is held by insiders, and, as a result, the trading market for NTIC's common stock is not as liquid as the stock of other public companies.

Risks Related to NTIC's Business and Industry

Any weakness in the global economy, and in particular in the United States, Europe, India and China, and in the automotive industry, has negatively impacted and in the future may negatively impact NTIC's business, operating results, and financial condition.

From time to time, the U.S. and world economies suffer from uncertainty, volatility, disruption, and other adverse conditions, which has adversely impacted and in the future may adversely impact the business community and the financial markets. Adverse economic and financial market conditions have negatively affected and in the future may negatively affect NTIC's customers and its markets, thereby negatively impacting NTIC's business and operating results. For example, weak market conditions could extend the length of NTIC's sales cycle and cause potential customers to delay, defer, or decline to make purchases of NTIC's products and services due to uncertainties surrounding the future performance of their businesses, limitations on their capital expenditures due to internal budget constraints, the inability to obtain financing in the capital markets, and the adverse effects of the economy on their business and financial condition. As a result, if economic and financial market conditions weaken or deteriorate, then NTIC's business, financial condition, and operating results, including its ability to grow and expand its business and operations, could be materially and adversely affected.

NTIC's operating results are especially dependent upon the economic health of the economies in the United States, Europe, India and China. Since a significant portion of NTIC's ZERUST[®] rust and corrosion inhibiting products and services are sold to customers in the automotive industry, adverse economic conditions affecting the automotive industry or other events that may adversely affect the automotive industry may result in an adverse effect on NTIC's net sales and its other operating results. In fiscal 2024, several events softened demand within the automotive industry which indirectly adversely impacted NTIC, including the United Auto Workers strike, automotive plant closures, a slowdown in the production of electric vehicles, the high price of vehicles, high interest rates and an overall sluggish automotive market. Any weakness in the global economy, particularly the United States, Europe, India and China, and in the automotive industry have negatively impacted and may continue to negatively impact NTIC's business, operating results, and financial condition.

NTIC's business in the past has been and, in the future, may be negatively impacted by inflation.

Increases in inflation may have a negative impact on NTIC's business. While the persistent inflation experienced in fiscal 2022 stabilized in fiscal 2023 and fiscal 2024, relatively high levels of inflation continued to impact the overall demand for NTIC's products, labor, and the margins NTIC and its joint ventures are able to realize on the sale of products, all of which have had and could continue to have a negative impact on NTIC's business, financial position, results of operations and cash flows. Sustained levels of high inflation caused the U.S. Federal Reserve and other central banks to increase interest rates. Although the U.S. Federal Reserve lowered interest rates by 0.50 percentage points in September 2024, it is not known whether additional action will be taken to lower interest rates and if this decrease, and any other decreases, will have an impact on inflation. High rates of interest or similar increases to interest rates in the future could increase the cost of capital available to NTIC and depress economic growth and could also negatively impact our business.

Supply chain disruptions in the past have interrupted and, in the future, could interrupt product manufacturing, increase product costs and result in lost sales, which may have a material adverse effect on NTIC's business, operating results and financial condition.

Supply chain disruptions in fiscal 2024 related primarily to international shipping issues, as described below, which at times resulted in longer lead times, temporary raw material outages and higher shipping expenses. While NTIC took steps to minimize the impact of these increased costs by working closely with its suppliers and customers, these issues may persist in fiscal 2025, and there can be no assurances that unforeseen events impacting the supply chain will not have a material adverse effect on NTIC in the future. Additionally, the impacts supply chain disruptions have on NTIC's third-party manufacturers are not within NTIC's control. Prolonged supply chain disruptions impacting NTIC and its third-party manufacturers could interrupt product manufacturing, increase product costs and result in lost sales, which may have a material adverse effect on NTIC's business, operating results and financial condition.

Disruptions to the distribution channels for NTIC's products in the past have negatively impacted and in the future may negatively impact NTIC's business, operating results, and financial condition.

During fiscal 2024, a confluence of factors caused disruptions to international shipping, increasing costs and delaying shipments. Attacks on ships entering the Red Sea en route to the Suez Canal, an important waterway for vessels moving between Asia and the United States, by Houthi rebels in Yemen has forced ships to take longer routes. In addition, the sustained drought in Panama reduced capacity in the Panama Canal, further impacting the global supply chain. In March 2024, a cargo ship crashed into the Francis Scott Key Bridge in the Port of Baltimore, the largest U.S. port by volume for deliveries of automotive vehicles and components, which lead to the suspension of activity in the Port of Baltimore, causing shipping vessels to be rerouted, causing congestion and delays in other ports. While the Port of Baltimore opened to maritime traffic on June 10, 2024, the bridge is not expected to be rebuilt until late 2028 and further work to clear out wreckage and continue maintenance of the port may continue to cause delays in the Port of Baltimore and other East Coast ports where activities are rerouted. These factors decreased the availability of containers and increased shipping costs in fiscal 2024. Additionally, the change in global routes due to the Suez Canal, Panama Canal and Port of Baltimore disruptions has caused transit times to be extended by approximately two weeks, delaying certain NTIC shipments. Increased shipping costs and delays adversely affected NTIC's consolidated results of operations during fiscal 2024, and we anticipate that these factors will continue to impact us during fiscal 2025. Similar delays and elevated costs in the future could have a material adverse effect on NTIC's consolidated results of operations. Furthermore, transportation delays, increased shipping containers rates, closures or disruptions of businesses and facilities or social, economic, political or labor instability in the affected areas may impact the operations of NTIC's suppliers, which could in turn adversely affect NTIC, and its revenues and operating costs. Any of these disruptions may negatively impact NTIC's business, operating results, and financial condition.

NTIC's dependence on key suppliers puts NTIC at risk of interruptions in the availability of its products, which could reduce its net sales and adversely affect its operating results and harm its reputation.

NTIC relies on suppliers for certain raw materials and components used in its products. For reasons of quality assurance, cost effectiveness, or availability, NTIC procures certain raw materials and components from sole or limited source suppliers. Among the limited source suppliers NTIC does business with are the manufacturers of plastic resins used in Natur-Tec® products. NTIC generally acquires these and other raw materials and components through purchase orders placed in the ordinary course of business, and as a result, NTIC does not have a significant inventory of these materials and components and does not have any guaranteed or contractual supply arrangements with many of these suppliers for these materials and components. NTIC's dependence on third-party suppliers involves several risks, including limited control over pricing, availability, quality, and delivery schedules, as well as manufacturing yields and costs. Suppliers of such raw materials and components may decide, or be required, for reasons beyond NTIC's control, to cease supplying such raw materials and components to NTIC or to raise their prices.

Shortages of raw materials, quality control problems, production capacity constraints, or delays by suppliers could negatively affect NTIC's ability to meet its production obligations and result in increased prices for affected parts, and NTIC may be forced to find new suppliers for certain raw materials. The rapid growth in demand for bioplastics products globally has increased the demand and the price for plastic resins, and limited suppliers of such plastic resins may experience shortages caused by demand outpacing their production capabilities, which could result in NTIC's inability to produce its Natur-Tec® products promptly or in the volumes demanded. Any such shortages, constraints, or delays may result in delays in shipments of products or components, which could adversely affect NTIC's net sales and other operating results and its reputation. From time to time, materials and components used in NTIC's products are subject to allocation because of shortages of these materials and components.

Increases in prices for raw materials and components used in NTIC's products in the past have adversely affected and in the future could adversely affect NTIC's operating results.

NTIC uses certain raw materials and components in its products, including in particular plastic resins, which are subject to price increases. In light of freight issues in fiscal 2024, certain raw materials used in the manufacture of NTIC's Natur-Tec® products were at times unavailable or were available only at higher costs, which adversely affected gross margins on NTIC's Natur-Tec® products. If similar shortages of raw materials arise again in the future, the cost and/or production of NTIC's products could be adversely affected. Additionally, the war between Russia and Ukraine and the resulting sanctions by U.S. and European governments have resulted in and may continue to result in commodity price fluctuations, which have decreased our margins and the margins of our joint ventures and resulted in decreased joint

venture profitability, which will likely continue during fiscal 2024. Finally, changes to international trade agreements could result in additional tariffs, duties, or other charges on raw materials or components we import into the U.S.

NTIC relies on others for its production and any interruptions of these arrangements could disrupt NTIC's ability to fill its customers' orders.

NTIC utilizes contract manufacturers for a significant portion of its production requirements. The majority of NTIC's manufacturing is conducted in the United States by contract manufacturers that also perform services for numerous other companies. NTIC does not have a guaranteed level of production capacity with any of its contract manufacturers. Qualifying new contract manufacturers is time consuming and might result in unforeseen manufacturing and operations problems. The loss of NTIC's relationships with its contract manufacturers or their inability to conduct their manufacturing and assembly services for NTIC as anticipated in terms of capacity, cost, quality, and timeliness could adversely affect NTIC's ability to fill customer orders in accordance with required delivery, quality, and performance requirements, thus adversely affecting NTIC's net sales and other operating results.

Changes to trade regulation, quotas, duties, or tariffs, caused by the changing U.S. and geopolitical environments or otherwise, have negatively impacted in the past and in the future may negatively impact NTIC's business, operating results, and financial condition.

There is significant uncertainty about the future relationship between the United States and other countries with respect to trade policies, taxes, government regulations, and tariffs. Within recent years, for example, trade policy changes included the imposition of additional tariffs on imported products in an effort to address trade imbalances, specifically with China, the withdrawal of the U.S. from the Trans-Pacific Partnership, the renegotiation of the North American Free Trade Agreement, and sanctions on Russia. In response to some of these actions, certain countries imposed retaliatory actions against the U.S. NTIC and its subsidiaries and joint ventures engage in sales outside of the United States and is, therefore, negatively impacted by such actions. The incoming Trump administration has announced intentions to increase tariffs by 10% or more on imports, including a 60% increase on goods from China, which could lead to corresponding punitive actions by the countries with which the U.S. trades. Any changes or potential changes in trade policies in the United States and the potential corresponding actions by other countries in which NTIC does business could adversely and materially affect NTIC's business, results of operations, and financial condition.

Global credit and financial markets in the past have experienced disruptions, including diminished liquidity and credit availability and rapid fluctuations in market valuations, which, if they happen again, could negatively impact NTIC's business, operating results, and financial condition.

Any tightening of the credit and financial markets could negatively impact the ability of companies to borrow money from their existing lenders, obtain credit from other sources, or raise financing to fund their operations. This could negatively impact the ability of NTIC's customers and the customers of NTIC's joint ventures to purchase NTIC's products, suppliers' ability to provide NTIC and its joint ventures with materials and components, and the ability of NTIC and its joint ventures, distributors, and sales representatives to finance operations, if needed, on commercially reasonable terms, or at all. Any or all of these events could negatively impact NTIC's business, operating results, and financial condition. Although NTIC maintains allowances for credit losses for estimated losses resulting from the inability of its customers, distributors, and joint ventures to make required payments, and such losses historically have been within NTIC's expectations and the provisions established, NTIC cannot guarantee that it will continue to experience the same loss rates that it has in the past, especially if there are weaknesses in the worldwide economy. A significant change in the liquidity or financial condition of NTIC's customers, distributors, or joint ventures could cause unfavorable trends in NTIC's receivable collections and additional allowances may be required, which could adversely affect NTIC's operating results. In addition, weaknesses in the worldwide economy, including the imposition of higher tariffs, the withdrawal from the Trans-Pacific Partnership and sanctions on Russia, may adversely impact the ability of suppliers to provide NTIC with materials and components, which could adversely affect NTIC's business and operating results. NTIC is unable to predict the prospects for a global economic recovery, but the longer the duration of such adverse and uncertain economic conditions, the greater the risks NTIC faces in operating its business.

NTIC has limited staffing and will continue to be dependent upon key employees.

NTIC's success is dependent upon the efforts of a small management team and group of employees. NTIC's future success will depend in large part on its ability to retain its key employees and identify, attract, and retain other highly qualified managerial, technical, research and development, sales and marketing, and customer service personnel when

needed. Competition for these individuals may be intense, especially in the markets in which NTIC operates. NTIC may not succeed in identifying, attracting, and retaining these personnel. Inadequate performance by any of NTIC's limited staff could have a negative impact on the performance of the company. In addition, none of NTIC's employees have any contractual obligation to maintain his or her employment with NTIC. The loss or interruption of services of any of NTIC's key personnel, including in particular its technical personnel, the inability to identify, attract, or retain qualified personnel in the future, delays in hiring qualified personnel, or any employee slowdowns, strikes, or similar actions could make it difficult for NTIC to manage its business and meet key objectives, which could harm NTIC's business, operating results, and financial condition.

Although we have not experienced any material labor shortage to date, we have observed an overall tightening and increasingly competitive labor market in recent years. A sustained labor shortage or increased turnover rates within our employee base could lead to increased costs, such as increased overtime to meet demand and increased wage rates to attract and retain employees and could negatively affect our ability to efficiently operate our manufacturing and distribution facilities and overall business. If we are unable to hire and retain employees capable of performing at a high-level, or if mitigation measures we may take to respond to a decrease in labor availability, such as overtime and third-party outsourcing, have unintended negative effects, our business could be adversely affected. An overall labor shortage, lack of skilled labor, increased turnover or labor inflation could have a material adverse impact on NTIC's operations, results of operations, liquidity or cash flows.

NTIC faces challenges caused by its aging workforce, and NTIC may not be able to recruit, train and retain adequate replacements for its qualified and skilled employees.

Many of our employees are approaching retirement age. As these experienced employees retire, we may have difficulty recruiting new employees with comparable qualifications and experience, and we may be unable to transfer our employees' institutional knowledge successfully to new qualified employees. Any such failures would be exacerbated at times of peak demand. Our failure to recruit and train new employees and to ensure they obtain adequate qualifications and experience could result in reduced revenues, loss of customer goodwill and a material negative impact on our results of operations.

Given NTIC's limited resources, it may not effectively manage its growth.

NTIC's strategy to grow its business, including in particular its ZERUST® rust and corrosion inhibiting products for the oil and gas industry and its Natur-Tec® bio-plastic resin compounds and finished products, requires significant management time and operational and financial resources. There is no assurance that NTIC has the necessary operational and financial resources to manage its growth. This is especially true as it expands facilities and manufactures its products on a larger commercial scale. In addition, rapid growth in NTIC's headcount and operations may place a significant strain on its management, administrative, operational, and financial infrastructure. Failure to adequately manage its growth could have a material and adverse effect on NTIC's business, operating results, and financial condition. In addition, NTIC may not be successful in its strategy to grow its business.

The evolution of the automotive industry towards electric vehicles could adversely affect NTIC's business.

The global automotive industry is experiencing a period of significant technological change, including the development and use of electric vehicles, which do not contain as many metal components that require NTIC's ZERUST® products and solutions. During fiscal 2024, the automobile sector represented approximately 40-45% of ZERUST® industrial net sales in North America and 55-60% of net sales of NTIC's joint ventures. While there was a slowdown in electric vehicle production in fiscal 2024, NTIC continues to seek additional applications of its ZERUST® products and solutions related to electric vehicles and batteries, which will likely continue to have an increasing presence in the automotive market. However, increased demand for electric vehicles, which do not contain as many components requiring these products and solutions, will still adversely affect NTIC's net sales and other operating results and business.

Risks Related to NTIC's Joint Ventures

NTIC's liquidity and financial position rely on the receipt of fees for services provided to its joint ventures and dividend distributions from its joint ventures. No assurance can be provided that NTIC will continue to receive such fees and dividend distributions in amounts NTIC historically has received or anticipates receiving.

NTIC conducts business, either directly or indirectly, through several joint venture arrangements that operate in North America, Europe, and Asia. Each of these joint ventures manufactures, markets, and sells finished products in the geographic territory that it is assigned. NTIC's receipt of funds as a result of sales by its joint ventures is dependent upon NTIC's receipt of fees for services that NTIC provides to its joint ventures based primarily on the net sales of the individual joint ventures and NTIC's receipt of dividend distributions from its joint ventures based on the profitability of its joint ventures. NTIC's liquidity and financial position in part rely on NTIC's receipt of fees for services that NTIC provides to its joint ventures and dividend distributions from its joint ventures. During fiscal 2024, NTIC recognized \$5,251,782 in fees and \$2,997,164 in dividend distributions from its joint ventures. Because NTIC owns 50% or less of each of its joint venture entities, NTIC does not control the decisions of these entities regarding whether to pay dividends and, if paid, how much they should be in any given year. Thus, NTIC cannot guarantee that any of its joint ventures will pay dividends in any given year. The failure of NTIC's joint ventures to declare dividends or the failure of NTIC to receive fees for services provided to joint ventures in amounts typically expected by NTIC could adversely affect NTIC's liquidity and financial position.

Since a significant portion of NTIC's earnings results from NTIC's equity income from joint ventures, and since NTIC's equity income from joint ventures varies from quarter to quarter, NTIC's earnings are subject to quarterly fluctuations.

A significant portion of NTIC's earnings results from NTIC's equity income from its joint ventures. NTIC's equity in income from joint ventures consists of NTIC's share of equity in income from its joint ventures based on the overall profitability of the joint ventures. Such profitability varies from quarter to quarter. Since NTIC's management typically receives quarterly joint venture financial information after the completion of each fiscal quarter, it is impossible for NTIC's management to cut costs and expenses to make up for any unanticipated shortfall in NTIC's equity income from joint ventures. Accordingly, the variability in NTIC's equity income from joint ventures, in turn, subjects NTIC's earnings to quarterly fluctuations.

Risks Related to NTIC's International Business and the Foreign Markets in which NTIC Operates

NTIC's international business, which is conducted primarily through its subsidiaries and joint ventures, requires management attention and financial resources and exposes NTIC to difficulties and risks presented by international economic, political, legal, accounting, and business factors.

NTIC sells products and services directly, through its wholly-owned and majority-owned subsidiaries, and indirectly, via a network of joint ventures, independent distributors, manufacturer's sales representatives, and agents in over 65 countries, including countries in North America, South America, Europe, Asia, and the Middle East. One of NTIC's strategic objectives is the continued expansion of its international operations. The expansion of NTIC's existing international operations and entry into additional international markets requires management attention and financial resources. For example, NTIC's expansion of oil and gas activities in the Middle East has faced challenges due to operating a new business unit, coordinating with a new sales team, the ability to find resources and local support, and limited experience in this new space, requiring additional management and financial support. Whether and to what extent such issues persist cannot be predicted.

The sale and shipping of products and services across international borders subjects NTIC to extensive and complicated U.S. and foreign governmental trade regulations. Compliance with such regulations is costly and exposes NTIC to penalties for non-compliance. Other laws and regulations that can significantly impact NTIC include various anti-bribery laws, including the U.S. Foreign Corrupt Practices Act, laws restricting business with suspected terrorists, and anti-boycott laws. Any failure to comply with applicable legal and regulatory obligations could impact NTIC in a variety of ways that include, but are not limited to, significant criminal, civil, and administrative penalties, including imprisonment of individuals, fines and penalties, denial of export privileges, seizure of shipments, and restrictions on certain business activities. Also, the failure to comply with applicable legal and regulatory obligations could result in the disruption of NTIC's shipping and sales activities.

Several factors, including implications of withdrawal by the U.S. from, or revision to, international trade agreements, foreign policy changes between the U.S. and other countries, weakened international economic conditions, or the impact of sovereign debt defaults by certain European countries, could adversely affect our international net sales. Additionally, the expansion of our existing international operations and entry into additional international markets require significant management attention and financial resources. In many of the countries in which NTIC sells its products directly or indirectly through NTIC China, Zerust Brazil, Natur-Tec India, Natur-Tec Lanka, Zerust Mexico, Zerust Singapore, Zerust Taiwan, Zerust Vietnam, and NTI Asean, its joint ventures, distributors, representatives, and agents are, to some degree, subject to political, economic, and/or social instability. NTIC's international operations expose NTIC and its joint venture partners, distributors, representatives, and agents to risks inherent in operating in foreign jurisdictions. These risks include:

- difficulties in managing and staffing international operations and the required infrastructure costs, including legal, tax, accounting, and information technology;
- the imposition of additional U.S. and foreign governmental controls or regulations, new trade restrictions, and restrictions on the activities of foreign agents, representatives, and distributors, the imposition of costly and lengthy export licensing requirements and changes in duties and tariffs, license obligations, and other non-tariff barriers to trade;
- the imposition of U.S. and/or international sanctions against a country, company, person, or entity with whom NTIC does business that would restrict or prohibit continued business with the sanctioned country, company, person, or entity;
- pricing pressure that NTIC or its joint ventures, distributors, representatives, and agents may experience internationally;
- laws and business practices favoring local companies;
- adverse currency exchange rate fluctuations;
- longer payment cycles and difficulties enforcing agreements and collecting receivables through certain foreign legal systems;
- national and international conflicts, including foreign policy changes or terrorist acts;
- difficulties in enforcing or defending intellectual property rights;
- multiple, changing, and often inconsistent enforcement of laws and regulations; and
- the potential payment of U.S. income taxes on certain earnings of joint ventures upon repatriation.

Furthermore, in June 2016, the United Kingdom held a referendum in which voters approved an exit from the European Union, commonly referred to as "Brexit." The United Kingdom officially terminated its membership of the European Union on January 31, 2020 and remained in a transition phase until December 31, 2020. Although the United Kingdom and the European Union struck a bilateral trade and cooperation deal governing the future relationship between the United Kingdom and the European Union, which became effective on May 1, 2021, political and economic uncertainties remain, and it is possible that there will be increased regulatory complexities, which could affect NTIC's ability to sell its products in certain European Union countries and subject NTIC to heightened risks in that region. Any of these effects of Brexit, and other similar referenda that NTIC cannot anticipate, could adversely affect its business, operations, and financial results.

Out of NTIC's joint ventures, NTIC's joint venture in Germany is the most significant in terms of assets and income to NTIC. If sales of NTIC's products and services by this joint venture were to significantly decline or if NTIC's relationships with this joint venture were to significantly deteriorate, NTIC's operating results likely would be adversely affected.

NTIC considers its joint venture in Germany (EXCOR) to be individually significant to NTIC's consolidated assets and income and, therefore, provides certain additional information regarding EXCOR in the notes to NTIC's consolidated financial statements and in certain sections of this report. Of the total equity in income from joint ventures of \$4,223,296 during fiscal 2024, NTIC had equity in income from joint ventures of \$2,299,274 attributable to EXCOR. Of the total fee income for services provided to joint ventures of \$5,251,782 during fiscal 2024, fees of \$828,932 were attributable to EXCOR. Accordingly, if sales of NTIC's products and services by this joint venture were to significantly decline or if NTIC's relationships with this joint venture were to significantly deteriorate such that the joint venture terminated or was not motivated to sell NTIC's products and services, NTIC's operating results likely would be adversely affected. While this is also true with respect to the other joint venture entities of which additional information is provided in NTIC's consolidated financial statements and in certain other sections of this report, the significance is not as great as with EXCOR. EXCOR's profitability has decreased over the past few years as compared to prior years, which has adversely affected NTIC's financial results.

NTIC's acquisition of the remaining 50% ownership interest of HNTI and any future similar acquisitions involve risk.

Effective as of September 1, 2021, NTIC acquired the remaining 50% ownership interest in its Indian joint venture, HNTI. It is possible that as part of its succession planning efforts with respect to its joint venture partners, NTIC may complete similar acquisitions in the future. Similar future acquisitions will depend, in part, on the availability of similar opportunities or other suitable acquisition candidates at acceptable prices, terms, and conditions and the availability of capital and personnel resources to complete such acquisitions and run and integrate the acquired business effectively. These acquisitions involve risk and may harm NTIC's business, reputation, financial condition, and operating results. For instance, the benefits of such acquisitions may take more time than expected to develop or integrate into NTIC's operations, and NTIC cannot guarantee that such acquisitions will, in fact, produce any long-term benefits. Acquisitions involve a number of risks, the occurrence of which could adversely affect NTIC's business, reputation, financial condition, and operating results, including:

- diversion of management's attention to manage and integrate the acquired business;
- disruption to existing operations and plans;
- inability to effectively manage the expanded operations;
- difficulties or delays in integrating and assimilating information and financial systems, internal controls, operations, manufacturing processes and products of an acquired business or in realizing projected efficiencies, growth prospects, cost savings, and other synergies;
- potential loss of key employees, customers or suppliers of the acquired businesses or adverse effects on existing business relationships with employees, customers or suppliers;
- write-off of significant amounts of goodwill, other intangible assets, and/or long-lived assets as a result of deterioration in the performance of an acquired business, adverse market conditions, changes in the competitive landscape, changes in laws or regulations that restrict activities of an acquired business, or as a result of a variety of other circumstances;
- violation of confidentiality, intellectual property, and non-compete obligations or agreements by employees of an acquired business or lack of or inadequate formal intellectual property protection mechanisms in place at an acquired business;
- adverse impact on overall profitability if NTIC's expanded operations do not achieve the growth prospects, net sales, net earnings, cost and/or revenue synergies, or other financial results projected in NTIC's valuation models, delays in the realization thereof or costs or charges incurred to achieve any revenue or cost synergies;
- reallocation of amounts of capital from other operating initiatives and/or an increase in leverage and debt service requirements to pay acquisition purchase prices, which could in turn restrict NTIC's ability to access additional capital when needed or limit its ability to pursue other important elements of its business strategy;
- inaccurate assessment of additional post-acquisition, undisclosed, contingent or other liabilities or problems, unanticipated costs associated with an acquisition; and
- impacts as a result of purchase accounting adjustments, incorrect estimates made in the accounting for acquisitions, incurrence of non-recurring charges, or other potential financial accounting or reporting impacts.

In addition, effective internal controls are necessary for NTIC to provide reliable and accurate financial reports and to effectively prevent fraud. The integration of acquired businesses may result in NTIC's systems and controls becoming increasingly complex and more difficult to manage. NTIC devotes significant resources and time to comply with the internal control over financial reporting requirements of the Sarbanes-Oxley Act of 2002. However, it cannot be certain that these measures will ensure that NTIC designs, implements, and maintains adequate control over its financial processes and reporting in the future, particularly in the context of acquisitions of other businesses. Any difficulties in the assimilation of acquired businesses into NTIC's internal control framework could harm its operating results or cause NTIC to fail to meet its financial reporting obligations. Also, acquisitions require the consent of the lender under NTIC's loan agreement. NTIC cannot predict whether such approval would be forthcoming or the terms on which the lender would approve such acquisitions. These risks, among others, could be heightened if NTIC completes a large acquisition or multiple transactions within a relatively short period of time.

The ongoing wars between Russia and Ukraine and Israel and Hamas may adversely affect NTIC's business and results of operations.

Given the nature of NTIC's business and its global operations, political, economic, and other conditions in foreign countries and regions, including geopolitical risks, such as the ongoing wars between Russia and Ukraine and Israel and Hamas, may adversely affect NTIC's business and results of operations.

In 2022, NTIC took actions to limit its operations in Russia and Ukraine, which were adversely affected by the war between Russia and Ukraine, though these losses did not have a material impact on NTIC's operating results. NTIC terminated its joint venture in Russia in May 2022, which also did not have an adverse effect on its results of operations or financial condition given the immateriality of the joint venture. The broader consequences of this conflict, which may include additional international sanctions, embargoes, regional instability, and geopolitical shifts; increased tensions between the United States and countries in which NTIC operates; and the extent of the conflict's effect on NTIC's business and results of operations, as well as the global economy, cannot be predicted.

To the extent the ongoing war between Russia and Ukraine adversely affects NTIC's business, it may also have the effect of heightening many other risks disclosed herein, any of which could materially and adversely affect NTIC's business and results of operations. Such risks include, but are not limited to, adverse effects on macroeconomic conditions, including inflation, demand for NTIC's products and potential recessionary economic conditions; increased cyber security threats; adverse changes in trade policies, taxes, government regulations, and tariffs; NTIC's ability to implement and execute its business strategy, particularly with regard to its joint ventures; disruptions in global supply chains; its exposure to foreign currency fluctuations; and constraints, volatility, or disruption in the capital markets.

The ongoing war between Israel and Hamas may adversely affect NTIC's business and results of operations. On October 7, 2023, Hamas, a U.S. designated terrorist organization, launched a series of coordinated attacks from the Gaza Strip onto Israel. On October 8, 2023, Israel formally declared war on Hamas, which is ongoing as of the date of this filing. Hostilities have occasionally escalated, impacting surrounding countries in the Middle East. Although the length, impact and outcome of this conflict between Israel and Hamas are highly unpredictable, it could lead to significant market and other disruptions, including disruptions to the oil and gas industry, significant volatility in commodity prices and supply of energy resources, instability in financial markets, supply chain interruptions, political and social instability and other material and adverse effects on macroeconomic conditions. It is not possible at this time to predict or determine the ultimate consequences of this conflict.

To the extent the ongoing war between Israel and Hamas adversely affects NTIC's business, it may also have the effect of heightening many other risks disclosed herein, any of which could materially and adversely affect NTIC's business and results of operations. Such risks include, but are not limited to, adverse effects on the oil and gas industry, adverse effects on macroeconomic conditions, including inflation, demand for NTIC's products and potential recessionary economic conditions; increased cyber security threats; adverse changes in trade policies, taxes, government regulations, and tariffs; NTIC's ability to implement and execute its business strategy, particularly with regard to its joint ventures; disruptions in global supply chains; its exposure to foreign currency fluctuations; and constraints, volatility, or disruption in the capital markets.

The operations of NTIC China may be adversely affected by China's evolving economic, political, and social conditions, as well as increasing tensions between the United States and China.

The results of operations and future prospects of NTIC China may be adversely affected by, among other things, changes in China's political, economic, and social conditions, escalating tensions between China and Taiwan, changes in the relationship between China and its western trade partners, changes in policies of the Chinese government, changes in laws and regulations or in the interpretation of existing laws and regulations, changes in foreign exchange regulations, measures that may be introduced to control inflation, such as interest rate increases, changes in the rates or methods of taxation, and increasing tensions between the United States and China. In addition, changes in demand could result from increased competition with local Chinese manufacturers who have cost advantages or who may be preferred suppliers for Chinese end users. Also, Chinese commercial laws, regulations, and interpretations applicable to non-Chinese owned market participants, such as NTIC China, are continually changing, and such changes may require NTIC China to change how it conducts its business. These laws, regulations, and interpretations could impose restrictions on NTIC's and NTIC China's ownership or operations or NTIC's interests in China and could adversely affect NTIC's business, results of operations, and financial condition.

Local regulations in China related to the electric power shortage that began in 2021 may adversely affect NTIC China's operations or the operations of our suppliers with facilities in China. For example, these regulations could result in partial or complete factory shutdowns due to a lack of continuous supply of electrical power. Additionally, the price of electric power may be increased, and peak-demand periods during which prices are higher may be extended by local governments. Certain of our resin suppliers with facilities in China were adversely impacted by these regulations, which contributed to constrained supply. Although NTIC China's operations have not been significantly impacted by regulations related to electric power shortages to date, such regulations may in the future decrease or shut down production or increase product costs, which could adversely affect NTIC's business, results of operations, and financial condition.

These and other factors, including, but not limited to, rising labor costs in China and more favorable investment policies in Southeast Asian countries, have caused some companies to relocate from China to Southeast Asia. Remaining in China could result in these factors together adversely affecting NTIC's business, results of operations, and financial condition.

Intellectual property rights are difficult to enforce in China, which could harm NTIC's business, results of operations, or financial condition.

Chinese commercial law is relatively undeveloped compared to commercial law in many of NTIC's other major markets, and limited protection of intellectual property is available in China as a practical matter. Although NTIC takes precautions in the operation of NTIC China to protect NTIC's intellectual property, any local manufacturer of products that NTIC undertakes in China could subject NTIC to an increased risk that unauthorized parties will be able to copy or otherwise obtain or use NTIC's intellectual property, which could harm NTIC's business. NTIC may also have limited legal recourse in the event it encounters patent or trademark infringers, which could adversely affect NTIC's business, results of operations, and financial condition.

Uncertainties with respect to the Chinese legal system may adversely affect the operations of NTIC China.

NTIC China is subject to laws and regulations applicable to foreign investment in China. There are uncertainties regarding the interpretation and enforcement of laws, rules, and policies in China. The Chinese legal system is based on written statutes, and prior court decisions have limited precedential value. Because many laws and regulations are relatively new, and the Chinese legal system is still evolving, the interpretations of many laws, regulations, and rules are not always uniform. Moreover, the relative inexperience of China's judiciary in many cases creates additional uncertainty as to the outcome of any litigation, and the interpretation of statutes and regulations may be subject to government policies reflecting domestic political agendas. Finally, enforcement of existing laws or contracts based on existing law may be uncertain and sporadic. For the preceding reasons, it may be difficult for NTIC or NTIC China to obtain timely or equitable enforcement of laws ostensibly designed to protect companies like NTIC or NTIC China, which could adversely affect NTIC's business, results of operations, and financial condition.

Failure to comply with the U.S. Foreign Corrupt Practices Act could subject NTIC to, among other things, penalties and legal expenses that could harm its reputation and have a material adverse effect on its business, results of operations, and financial condition.

NTIC is subject to the U.S. Foreign Corrupt Practices Act, or the FCPA, which generally prohibits covered entities and their intermediaries from engaging in bribery or making other prohibited payments to foreign officials for the purpose of obtaining or retaining business or other benefits. In addition, the FCPA imposes accounting standards and requirements on U.S. publicly-traded corporations and their foreign affiliates, which are intended to prevent the diversion of corporate funds to the payment of bribes and other improper payments and to prevent the establishment of "off books" slush funds from which such improper payments can be made. NTIC also is subject to similar anticorruption legislation implemented in Europe under the Organization for Economic Co-operation and Development's Convention on Combating Bribery of Foreign Public Officials in International Business Transactions. NTIC and its joint ventures, distributors, independent representatives, and agents operate in a number of jurisdictions that pose a high risk of potential violations of the FCPA and other anticorruption laws, based on measurements such as Transparency International's Corruption Perception Index, and NTIC utilizes a number of joint ventures, distributors, independent representatives, and agents for whose actions NTIC could be held liable under the FCPA. NTIC informs its personnel, joint ventures, distributors, independent representatives, and agents of the requirements of the FCPA and other anticorruption laws, including, but not limited to, their reporting requirements. NTIC also has developed and will continue to develop and implement systems for formalizing its contracting processes, performing due diligence on

agents, and improving its recordkeeping and auditing practices regarding these regulations. However, there is no guarantee that NTIC's employees, joint ventures, distributors, independent representatives, or other agents have not or will not engage in conduct undetected by NTIC's processes and for which NTIC might be held responsible under the FCPA or other anticorruption laws.

If NTIC's employees, joint ventures, distributors, third-party sales representatives, or other agents are found to have engaged in such practices, NTIC could suffer severe penalties, including criminal and civil penalties, disgorgement, and other remedial measures, including further changes or enhancements to its procedures, policies, and controls and potential personnel changes and disciplinary actions.

Certain private and foreign companies, including some of NTIC's competitors, are not subject to prohibitions as strict as those under the FCPA or, even if subjected to strict prohibitions, such prohibitions may be laxly enforced in practice. If NTIC's competitors engage in corruption, extortion, bribery, pay-offs, theft, or other fraudulent practices, they may receive preferential treatment from personnel of some companies or from government officials, giving NTIC's competitors an advantage in securing business and putting NTIC at a disadvantage.

Fluctuations in foreign currency exchange rates could result in declines in NTIC's earnings and changes in NTIC's foreign currency translation adjustments.

Because the functional currency of NTIC's foreign operations is the applicable local currency, NTIC is exposed to foreign currency exchange rate risk arising from transactions in the normal course of business. NTIC's principal exchange rate exposure is with the Euro, the Japanese Yen, the Indian Rupee, the Chinese Renminbi, the South Korean Won, and the English Pound against the U.S. dollar. NTIC's fees for services provided to its joint ventures and dividend distributions from these foreign entities are paid in foreign currencies; thus, fluctuations in foreign currency exchange rates could result in declines in NTIC's earnings. Any changes in foreign currency exchange rates would be reflected as a foreign currency translation adjustment and would not change NTIC's equity in income from joint ventures reflected in its consolidated statements of operations. NTIC does not hedge against its foreign currency exchange rate risk.

Economic uncertainty in developing markets could adversely affect NTIC's revenue and earnings.

NTIC conducts business, or is contemplating expansion, in developing markets with economies that tend to be more volatile than those in the United States and Western Europe. The risk of doing business in developing markets such as China, Brazil, India, Russia, the United Arab Emirates, Mexico, and other economically volatile areas could adversely affect NTIC's operations and earnings. Such risks include the financial instability among customers in these regions, political instability, fraud or corruption, and other non-economic factors, and irregular trade flows that need to be managed successfully with the help of the local governments. In addition, commercial laws in some developing countries can be vague, inconsistently administered, and retroactively applied. If NTIC is deemed not to be in compliance with applicable laws in developing countries where NTIC conducts business, its prospects and business in those countries could be harmed, which could then have a material adverse impact on NTIC's operating results and financial position. NTIC's failure to successfully manage economic, political, and other risks relating to doing business in developing countries and economically and politically volatile areas could adversely affect its business.

Risks Related to NTIC's Products

NTIC faces intense competition in almost all of its product lines, including from competitors that have substantially greater resources than NTIC does. No assurance can be provided that NTIC will be able to compete effectively, which would harm its business and operating results.

NTIC's products are sold in intensely competitive markets throughout the world. This intense competition could result in pricing pressures, lower sales, reduced margins, and lower market share. With respect to its rust and corrosion inhibiting products, NTIC competes on the basis of product innovation, quality, reliability, product support, customer service, reputation, and price. With respect to its Natur-Tec[®] resin compounds and finished products, NTIC competes on the basis of performance, brand awareness, distribution network, product availability, product offering, shelf life, place of manufacture, and price. NTIC often competes with numerous manufacturers, many of which have substantially greater financial, marketing, and other resources than NTIC. As a result, they may be able to adapt more quickly than NTIC to new or emerging technologies, industry trends, and changes in customer requirements or to devote greater resources to the promotion and sale of their products than NTIC. In addition, competition could increase if new

companies enter the markets in which NTIC competes, especially when the barriers to entry are low, which may be true with respect to NTIC's rust and corrosion prevention business, or if existing competitors expand their product lines or intensify efforts within existing product lines. NTIC's current products, products under development, and its ability to develop new and improved products may be insufficient to enable NTIC to compete effectively with its competitors. No assurance can be provided that NTIC will be able to compete effectively, which would harm its business and operating results. In particular, NTIC has experienced more intense competition with respect to many of its traditional ZERUST® rust and corrosion inhibiting products and services, which has led to decreased pricing and smaller margins for NTIC.

NTIC's ZERUST® rust and corrosion inhibiting products and services generate a significant portion of NTIC's net sales and the net sales of NTIC's joint ventures. Accordingly, if sales of these products and services were to decline, NTIC's operating results would be adversely affected.

NTIC's ZERUST® rust and corrosion inhibiting products and services generate a significant portion of NTIC's net sales and the net sales of NTIC's joint ventures. During fiscal 2024, 74.2% of NTIC's consolidated net sales were derived from sales of ZERUST® rust and corrosion inhibiting products and services. While the net sales of NTIC's joint ventures are not included in NTIC's net sales on NTIC's consolidated financial statements, NTIC's receipt of fees for services that NTIC provides to its joint ventures and NTIC's receipt of dividend distributions from its joint ventures are based primarily on the revenues and profitability of the joint ventures. Accordingly, if sales of these products and services were to decline due to increased competition, the introduction of a new disruptive technology, or otherwise, NTIC's operating results would be adversely affected.

If NTIC is unable to continue to enhance its existing products and develop and market new products that respond to customer needs and achieve market acceptance, NTIC may experience a decrease in demand for its products, and its business could suffer.

One of NTIC's strategies is to enhance its existing products and develop and market new products that respond to customer needs. NTIC may not be able to compete effectively with its competitors unless NTIC can keep up with existing or new products or alternative technologies in the markets in which it competes. Product development requires significant research and development, financial, and other resources. Although in the past NTIC has implemented lean manufacturing and other productivity improvement initiatives to provide investment funding for new products, no assurance can be provided that NTIC will be able to continue to do so in the future. Product improvements and new product introductions also require significant planning, design, development, and testing at the technological, product, and manufacturing process levels, and NTIC may not be able to timely develop product improvements or new products. NTIC's competitors' new products may beat NTIC's products to market, may be more effective or less expensive than NTIC's products, or may render NTIC's products obsolete. Any new products that NTIC may develop may not receive market acceptance or otherwise generate any meaningful net sales or profits for NTIC relative to its expectations, based on, among other things, existing and anticipated investments in manufacturing capacity and commitments to fund advertising, marketing, promotional programs, and research and development.

NTIC has invested and intends to continue to invest additional research and development and marketing efforts and resources into the application of its corrosion prevention solutions into the oil and gas industry and the continued launch of its Natur-Tec® resin compounds and finished products. No assurance can be provided, however, that NTIC's investments in these new markets and products will be successful and result in additional revenue to NTIC.

In an effort to increase net sales, NTIC has expanded the marketing of its corrosion prevention solutions into the oil and gas industry and its Natur-Tec® resin compounds and finished products. NTIC expects to continue to invest additional research and development and marketing efforts and resources into these strategic initiatives. No assurance can be provided, however, that such strategic initiatives will be successful or that NTIC will be successful in obtaining additional revenue as a result of them. The introduction of new products into new markets takes significant resources, and there can be no assurance that NTIC is dedicating a sufficient amount of resources to ensure the success of these strategic initiatives. The sale of NTIC's ZERUST® rust and corrosion inhibiting products and services into the oil and gas industry, in particular, typically involves a long sales cycle, often including a one- to multi-year trial period with each customer and a slow integration process thereafter. This long sales cycle may cause NTIC's management, stockholders, and investors to lose faith in the business opportunities for NTIC's ZERUST® rust and corrosion inhibiting products and services in the oil and gas industry. Additionally, projects NTIC completes for oil and gas industry customers typically involve short turnaround times, and failure to meet these expectations could damage NTIC's ability to successfully promote its corrosion prevention solutions into the oil and gas industry.

NTIC's strategy of expanding its corrosion prevention solutions into the oil and gas industry and continuing the expansion of its Natur-Tec® bioplastics resin compounds and finished products is risky and may not prove to be successful, which could harm NTIC's operating results and financial condition.

NTIC's strategy of expanding its corrosion prevention solutions into the oil and gas industry and continuing the expansion of its Natur-Tec® bioplastics resin compounds and finished products, either directly or indirectly through joint ventures and independent distributors and agents, is risky and subject to all of the risks inherent in the establishment of a new business enterprise, including:

- the absence of a significant operating history;
- the lack of commercialized products;
- the lack of market acceptance of new products;
- expected substantial and continual losses for such businesses for the foreseeable future;
- the lack of manufacturing experience and limited marketing experience;
- an expected reliance on third parties for the manufacture and commercialization of some of the products;
- a competitive environment characterized by numerous, well-established and well-capitalized competitors;
- insufficient capital and other resources;
- reliance on key personnel and the need to hire and train local support in a timely manner in order to support customer needs; and
- NTIC's dependence on manufacturing and logistical services provided by contractors could give rise to product defect or warranty liability.

NTIC uses third-party manufacturers to produce the majority of its products. In addition, NTIC relies upon certain contractors for logistical services. Although NTIC's arrangements with its contract manufacturers and contractors may contain provisions for warranty expense reimbursement, NTIC may remain responsible to its customers for warranty service in the event of product defects and could experience an unanticipated product defect or warranty liability. In addition, product defects could harm NTIC's reputation amongst its customers.

The commercial success of NTIC's Natur-Tec® resin compounds and finished products depends on the widespread market acceptance of products manufactured with bio-based and biodegradable resins.

Although there is a developed market for petroleum-based plastics, the market for "bioplastics" which are plastics produced with bio-based resins, which are derived from renewable resources such as corn or cellulosic/plant material or blends thereof, or plastics that are engineered to be fully biodegradable or both, is still developing. The market for biodegradable plastics is expanding worldwide, driven by increasing environmental awareness, regulatory support for sustainable materials, and growing demand for eco-friendly alternatives. As consumers and industries seek to reduce plastic waste, biodegradable plastics offer a viable solution, particularly in sectors like packaging, agriculture, and consumer goods. This trend is further supported by government policies promoting sustainable practices and by advances in biodegradable technology, which make these materials more accessible and cost-effective.

The commercial success of NTIC's Natur-Tec® resin compounds and finished products depends on the continued expansion of the market for biodegradable plastics and widespread market acceptance of products manufactured with bio-based and biodegradable resins, which may result, in part, from government policies promoting sustainable practices at the federal, state or local level. For example, many U.S. states and municipalities have taken action or are considering laws to ban certain single-use plastics, often focusing efforts on single-use plastic bags and plastic straws. However, existing federal rules and regulations favorable to the market for biodegradable plastics may be subject to change under the incoming Trump administration. Internationally, the government of India announced a phased ban on the manufacture and sale of single-use plastics beginning in July 2022. Similarly, in January 2021, China implemented a ban on single-use plastic utensils, bags and certain other single-use plastic items. Despite these efforts and other measures taken at the federal, state and local levels, including policies related to the collection of organics, it is currently difficult to assess or predict with any assurance the potential size, timing, and viability of market opportunities for NTIC's Natur-Tec® resin compounds and finished products. Additionally, while legislation has helped increase demand for bioplastics, a lack of enforcement and higher costs associated with bioplastics have adversely impacted the demand anticipated to stem from such legislation.

The traditional plastics market sector is well-established with entrenched competitors with whom NTIC competes. Pricing for traditional plastics has been highly volatile in recent years, which drives, to some extent, the

commercial and other support for bioplastics. While NTIC expects to be able to command a premium price for its Natur-Tec® resin compounds and finished products, a widening gap in the pricing for bioplastics versus petroleum-based plastics may reduce the size of the addressable market for NTIC's Natur-Tec® resin compounds and finished products. Whether prices for bioplastics become more competitive with prices for petroleum-based plastics will depend, in part, on continued advances in biodegradable technology. In addition, the growth of the market will create some pressure on price for applications today considered commodities, including in particular NTIC's current Natur-Tec® finished products.

NTIC relies on its joint ventures, distributors, manufacturer's sales representatives, and other agents to market and sell its products.

In addition to its direct sales force, NTIC relies on its joint ventures, distributors, manufacturer's sales representatives, and other agents to market and sell its products in the United States and internationally. NTIC's joint ventures, distributors, manufacturer's sales representatives, and other agents might terminate their relationship with NTIC or devote insufficient sales efforts to NTIC's products. NTIC does not control its joint ventures, distributors, manufacturer's sales representatives, and other agents, and they may not be successful in implementing NTIC's marketing plans. NTIC's failure to maintain its existing relationships with these entities, or its failure to recruit and retain additional skilled joint venture partners, distributors, manufacturer's sales representatives, and other agents, could have an adverse effect on NTIC's operations. It is anticipated that several of NTIC's joint venture partners will retire during the next several years, which will require a transition on the part of the joint venture as well as NTIC and could harm NTIC's relationship with the joint venture and NTIC's business.

NTIC may be subject to product liability claims or other claims arising out of the activities of its joint ventures, which could adversely affect NTIC and its business.

While NTIC is not aware of any specific potential risk beyond its initial investment in, and any undistributed earnings of, each of its joint ventures, there can be no assurance that NTIC will not be subject to lawsuits based on product liability claims or other claims arising out of the activities of its joint ventures. To mitigate the ramifications of such an occurrence, NTIC maintains liability insurance specifically applicable to its ownership positions in its joint venture arrangements in excess of any insurance the joint ventures may maintain. No assurance can be provided, however, that such insurance will be available or adequate in the event of a claim.

The sale of ZERUST® rust and corrosion inhibiting products into the oil and gas industry is risky in light of the hazards typically associated with such operations and the significant amount of potential liability involved, which could adversely affect NTIC's business if ZERUST® rust and corrosion inhibiting products are involved, even if the cause of such events was not related to NTIC's products.

Because NTIC sells its ZERUST® rust and corrosion inhibiting products into the oil and gas industry, NTIC is subject to some of the risks and hazards typically associated with such operations, including hazards such as fire, explosion, blowouts, cratering, unplanned gas releases, and spills, each of which could be claimed to be attributed to the failure of NTIC's products to perform as anticipated. If such events occur and NTIC's products are involved, NTIC's business and operating results may suffer, even if the cause of such events was not related to NTIC's products.

The sale of ZERUST® rust and corrosion inhibiting products into the oil and gas industry is dependent on certain macroeconomic factors, including seasonality of installations, fluctuations of crude oil prices, global events and regulatory guidelines.

Seasonality of Installations: In the past, NTIC has experienced some seasonality with respect to the sale of its ZERUST® rust and corrosion inhibiting products into the oil and gas industry, with sales during parts of the second and third fiscal quarters being adversely affected by winter in the United States. However, in fiscal 2023 and fiscal 2024, this seasonality decreased somewhat as opportunities increased globally.

Fluctuations of Crude Oil Prices: The sale of NTIC's ZERUST® rust and corrosion inhibiting products into the oil and gas industry, particularly in the United States, has historically been hampered by low/unstable global crude oil prices. The price of crude oil remained moderate and relatively stable in fiscal 2024, partially due to decreased inflationary pressures and ample global supplies. NTIC believes low global crude oil prices constrain capital improvement budgets of its existing and prospective customers and may result in personnel turnover at its oil and gas customers or prospects. Additionally, NTIC believes the ongoing wars between Russia and Ukraine and Israel and Hamas may create

uncertainty among its existing and prospective customers, which may cause them to halt oil and gas projects or elect to decrease capital improvement budgets, either of which could harm NTIC's ability to sell its products into the oil and gas industry.

Global Events: The sale of Zerust Oil & Gas solutions to Oil & Gas sector clients is impacted by geopolitical tensions and other events in key oil producing regions like the Middle East. These affect the ability of the teams to have face-to-face meetings, travel for site surveys and implementations, etc., with the added effect of potential supply chain delays/impacts that could delay or postpone sales.

Regulatory Guidelines: The Oil & Gas sector is very conservative and, in addition to long-term trials on-site, client decision makers typically default to guidelines from the American Petroleum Institute (API), Association of Materials Protection and Performance (AMPP), Pipeline and Hazardous Materials Safety Administration (PHMSA), an agency of the United States Department of Transportation responsible for developing and enforcing regulations for the safe, reliable and environmentally sound transportation of energy and other hazardous materials, European Committee for the Study of Corrosion (CEOCOR), etc. Getting a new technology/solution approach included in these guidelines typically takes years of committee lobbying, client support, field trials and lab validation. The Zerust solutions have been included in several technical reports/committees from these groups though getting full validation is likely to take a few more years.

The expansion of NTIC's corrosion prevention solutions into the oil and gas industry and the continued launch of NTIC's Natur-Tec® resin compounds and finished products may require additional capital in the future, which may not be available or may be available only on unfavorable terms. In addition, any equity financings may be dilutive to NTIC's stockholders.

The expansion of NTIC's corrosion prevention solutions into the oil and gas industry and the continued expansion of NTIC's Natur-Tec® resin compounds and finished products will continue to require resources during fiscal 2025 and beyond. To the extent that NTIC's existing capital, including amounts available under its revolving line of credit, is insufficient to meet these requirements, NTIC may raise additional capital through financings or additional borrowings. Any equity or debt financing, if available at all, may be on terms that are not favorable to NTIC, and any equity financings could result in dilution to NTIC's stockholders.

Risks Related to Governmental Regulation, Laws, and Compliance

NTIC's business, properties, and products are subject to governmental regulation and taxes, compliance with which may require NTIC to incur expenses or modify its products or operations, and which may expose NTIC to penalties for non-compliance. Governmental regulation also may adversely affect the demand for some of NTIC's products and its operating results.

NTIC's business, properties, and products are subject to a wide variety of international, federal, state, and local laws, rules, taxes, and regulations relating to the protection of the environment, natural resources, and worker health and safety and the use, management, storage, and disposal of hazardous substances, wastes, and other regulated materials. These laws, rules, and regulations may affect the way NTIC conducts its operations, and the failure to comply with these regulations could lead to fines and other penalties. In the future, new environmental laws, rules, and regulations with provisions similar to those of the Inflation Reduction Act of 2022, which includes measures to reduce emissions, may be enacted, which may adversely affect NTIC's business. Further, because NTIC owns and operates real property, various environmental laws also may impose liability on NTIC for the costs of cleaning up and responding to hazardous substances that may have been released on NTIC's property, including releases unknown to NTIC. These environmental laws and regulations also could require NTIC to pay for environmental remediation and response costs at third-party locations where NTIC disposed of or recycled hazardous substances. NTIC's future costs of complying with the various environmental requirements, as they now exist or may be altered in the future, could adversely affect NTIC's financial condition and operating results. NTIC is also subject to other international, federal, and state laws, rules, and regulations, the future non-compliance with which may harm NTIC's business or may adversely affect the demand for some of its products. Changes in laws and regulations, including changes in accounting standards and taxation changes, including tax rate changes, new tax laws, including the changes to U.S. federal tax laws included in the Inflation Reduction Act of 2022, such as a 1% excise tax on stock repurchases, and revised tax law interpretations, also may adversely affect NTIC's operating results. These laws, rules and regulations may be subject to change by the incoming Trump administration, which has announced intentions to alter environmental and other regulations, although it is not possible at this time to determine whether such actions will be taken and the impact they may have on NTIC.

Governmental regulation also may adversely affect the demand for some of NTIC's products and its operating results. For example, the PHMSA added several new rules with specified deadlines in calendar year 2024. As a result, pipeline owners and operators and several service contractors in the pipeline inspection sector were required to complete preliminary reporting requirements to meet these deadlines. These reporting requirements significantly delayed pipeline casing protection work in the second and third quarters of fiscal 2024 pending completion of the compliance work, adversely impacting demand for certain products and NTIC's operating results. While we anticipate that the impact of these new rules and deadlines will decrease in fiscal 2025, resulting in a resurgence in client projects, other regulations may be enacted, causing similar adverse impacts, which impacts or other events may prevent the anticipated resurgence in client projects from materializing.

Fluctuations in NTIC's effective tax rate could have a significant impact on NTIC's financial position, results of operations, or cash flows.

The mix of pre-tax income or loss among the tax jurisdictions in which NTIC operates, which have varying tax rates, could impact NTIC's effective tax rate. NTIC is subject to income taxes as well as non-income based taxes in both the United States and various foreign jurisdictions. Judgment is required in determining the worldwide provision for income taxes, other tax liabilities, interest, and penalties. Future events could change management's assessment. NTIC operates within multiple taxing jurisdictions and is subject to tax audits in these jurisdictions. These audits can involve complex issues, which may require an extended period of time to resolve. NTIC also has made assumptions about the realization of deferred tax assets. Changes in these assumptions or jurisdictional regulations could result in a valuation allowance for these assets. Final determination of tax audits or tax disputes may be different from what is currently reflected by NTIC's income tax provisions and accruals.

Certain of NTIC's operations are subject to regulation by the U.S. Food and Drug Administration.

The manufacture, sale, and use of NTIC's Natur-Tec[®] bio-plastic resin compounds are subject to regulation by the U.S. FDA. The FDA's regulations are concerned with substances used indirectly in food packaging materials, not with specific finished food packaging products. Thus, food and beverage containers are in compliance with FDA regulations if the components used in the food and beverage containers: (i) are approved by the FDA as indirect food additives for their intended uses and comply with the applicable FDA indirect food additive regulations; or (ii) are generally recognized as safe for their intended uses and are of suitable purity for those intended uses. NTIC believes that its Natur-Tec[®] resin compounds comply with all FDA requirements. However, failure to comply with FDA regulations could subject NTIC to administrative, civil, or criminal penalties.

Any change in accounting principles generally accepted in the United States of America requiring NTIC to consolidate its joint ventures could adversely affect NTIC's operating results.

If there were a change in accounting rules and NTIC were required to fully consolidate its joint ventures or if NTIC's joint ventures otherwise would be required to be consolidated with NTIC, NTIC and the individual joint venture would incur significant additional costs. In addition, other accounting pronouncements issued in the future could have a material cost associated with NTIC's implementation of such new accounting pronouncements.

Risks Related to NTIC's Intellectual Property

NTIC's reliance upon patents, trademark laws, trade secrets, and contractual provisions to protect its proprietary rights may not be sufficient to protect its intellectual property from others who may sell similar products.

NTIC holds patents relating to various aspects of its products and believes that proprietary technical know-how is critical to many of its products. Proprietary rights relating to NTIC's products are protected from unauthorized use by third parties only to the extent that they are covered by valid and enforceable patents or are maintained in confidence as trade secrets. NTIC cannot be certain that it will be issued any patents from any pending or future patent applications owned by or licensed to NTIC or that the claims allowed under any issued patents will be sufficiently broad to protect its technology. In the absence of patent protection, NTIC may be vulnerable to competitors who attempt to copy NTIC's products or gain access to its trade secrets and know-how. NTIC's competitors may initiate litigation to challenge the validity of NTIC's patents, or they may use their resources to design comparable products that do not infringe NTIC's patents. NTIC may incur substantial costs if its competitors initiate litigation to challenge the validity of its patents or if it initiates any proceedings to protect its proprietary rights, and if the outcome of any such litigation is unfavorable to NTIC, its business and operating results could be materially adversely affected.

In addition, NTIC relies substantially on trade secrets and proprietary know-how that it seeks to protect, in part, by confidentiality agreements with its employees and consultants. These agreements may be breached, and NTIC may not have adequate remedies for any such breach. Even if these confidentiality agreements are not breached, NTIC's trade secrets may otherwise become known or be independently developed by competitors.

Risks Related to NTIC's Common Stock

The trading volume of NTIC's common stock is typically very low, leaving NTIC's common stock open to risk of high volatility.

The number of shares of NTIC's common stock being traded daily is often very low, and on some trading days, there is no trading volume at all. During fiscal 2024, the daily trading volume ranged from 634 shares to 1,006,875 shares. Any NTIC stockholder wishing to sell his, her, or its stock may cause a significant fluctuation in the trading price of NTIC's common stock. In addition, low trading volume of a stock increases the possibility that, despite rules against such activity, the price of the stock may be manipulated by persons acting in their own self-interest. NTIC may not have adequate market makers and market making activity to prevent manipulation in its common stock.

The price and trading volume of NTIC's common stock has been, and may continue to be, volatile.

The market price and trading volume of NTIC's common stock price historically has fluctuated over a wide range. During fiscal 2024, the sale price of NTIC's common stock ranged from a low of \$10.08 per share to a high of \$19.63 per share, and the daily trading volume ranged from 634 shares to 1,006,875 shares. It is likely that the price and trading volume of NTIC's common stock will continue to fluctuate in the future. The securities of small capitalization companies, including NTIC, from time-to-time experience significant price and volume fluctuations, often unrelated to the operating performance of these companies. Securities class action litigation is sometimes brought against a company following periods of volatility in the market price of its securities or for other reasons. NTIC may become the target of similar litigation, especially if NTIC fails to meet its annual projected financial guidance or lowers its annual projected financial guidance. Securities litigation, whether with or without merit, could result in substantial costs and divert management's attention and resources, which could harm NTIC's business, operating results, and financial condition as well as the market price of its common stock.

A large percentage of NTIC's outstanding common stock is held by insiders, and, as a result, the trading market for NTIC's common stock is not as liquid as the stock of other public companies.

As of November 19, 2024, NTIC had 9,470,507 shares of common stock outstanding, 24.3% of which were beneficially owned by directors, executive officers, principal stockholders, and their respective affiliates. The stock of companies with a substantial amount of stock held by insiders is usually not as liquid as the stock of other public companies where insider ownership is not as concentrated. Thus, the trading market for shares of NTIC's common stock may not be as liquid as the stock of other public companies.

If securities or industry analysts do not publish research or reports about NTIC's business, or if they adversely change their recommendations regarding NTIC's common stock, the market price for NTIC's common stock and trading volume could decline.

The trading market for NTIC's common stock has been influenced by research or reports that industry or securities analysts publish about NTIC or its business. If one or more analysts who cover NTIC downgrade NTIC's common stock, the market price for NTIC's common stock would likely decline. If one or more cease coverage of NTIC or fail to regularly publish reports on NTIC, NTIC could lose visibility in the financial markets, which, in turn, could cause the market price or trading volume for NTIC's common stock to decline.

One of NTIC's principal stockholders beneficially owns a significant percentage of NTIC's outstanding common stock and is affiliated with NTIC's President and Chief Executive Officer and, thus, may be able to influence matters requiring stockholder approval, including the election of directors, and could discourage or otherwise impede a transaction in which a third-party wishes to purchase NTIC's outstanding shares at a premium.

As of November 19, 2024, Inter Alia Holding Company, or Inter Alia, beneficially owned approximately 12.7% of NTIC's outstanding common stock. Inter Alia is an entity partially owned by G. Patrick Lynch, NTIC's President and Chief Executive Officer and director, as well as two other members of the Lynch family. Mr. Lynch shares voting and

dispositive power of shares of NTIC's common stock held by Inter Alia with the other owners. As a result of his share ownership through Inter Alia and his position as President and Chief Executive Officer and director of NTIC, Mr. Lynch may be able to influence the affairs and actions of NTIC, including matters requiring stockholder approval, such as the election of directors and approval of significant corporate transactions. The interests of Mr. Lynch and Inter Alia may differ from the interests of NTIC's other stockholders. This concentration of ownership may have the effect of delaying, preventing, or deterring a change in control of NTIC, could deprive NTIC's stockholders of an opportunity to receive a premium for their common stock as part of a sale or merger of NTIC, and may negatively affect the market price of NTIC's common stock. Transactions that could be affected by this concentration of ownership include proxy contests, tender offers, mergers, or other purchases of common stock that could give stockholders the opportunity to realize a premium over the then-prevailing market price for shares of NTIC's common stock.

General Risk Factors

Climate change, or legal, regulatory, or market measures to address climate change, may negatively affect our business and operations.

Climate change resulting from increased concentrations of carbon dioxide and other greenhouse gases in the atmosphere may have an adverse impact on global temperatures, weather patterns and the frequency and severity of extreme weather and natural disasters, such as hurricanes, tornadoes, earthquakes, wildfires or flooding. Climate change may also cause water shortages, changes in rainfall and storm patterns, changes in sea levels and other negative weather and climate patterns. Such weather conditions could pose physical risks to our facilities and disrupt operation of our supply chain and may impact operational costs.

The increasing global focus on climate change and the need for corporate change also may lead to new regional, federal, and/or global legal and regulatory requirements to reduce or mitigate the effects of greenhouse gases. The inconsistency of regulations in the countries in which we operate may affect the costs of compliance with such legal or regulatory requirements. Additionally, in the event that such regulation is enacted and is more aggressive than the sustainability measures that we are currently undertaking to monitor our emissions and improve our energy efficiently, we may be subject to curtailment or reduced access to resources or experience significant increases in our costs of operation and delivery. As a result, climate change could negatively affect our business and operations.

In addition, public company stockholders are increasingly sensitive to the climate change impacts and mitigation efforts of companies, are increasingly seeking enhanced disclosure on the risks, challenges, governance implications, and financial impacts of climate change faced by companies and are demanding that companies take a proactive approach to addressing perceived environmental risks, including risks associated with climate change, relating to their operations. In an effort to increase climate change disclosure, on March 6, 2024, the SEC adopted climate disclosure rules that require new climate-related disclosure in SEC filings, as described below. Adverse publicity or climate-related litigation that may result from such enhanced disclosure or stockholder perception could have a negative impact on our business.

New climate disclosure rules adopted by the SEC may increase our costs and litigation risks, which would materially and adversely affect our future results of operations and financial condition.

On March 6, 2024, the SEC adopted new climate disclosure rules, which require disclosure of, among other things, certain climate-related risks, their impacts and activities undertaken to mitigate or adapt to such risks; oversight by the board of directors and the role of management; information about climate-related targets and goals; greenhouse gas emissions; and financial statement impacts. We are currently assessing the impact of the new rules, but at this time, due in part to pending legal action related to the adoption of the new rules, we cannot predict the costs of implementation or any potential adverse impacts resulting from the new rules. However, we may incur increased costs relating to the assessment and disclosure of climate-related risks and increased litigation risks related to disclosures made pursuant to the new rules, either of which could materially and adversely affect our future results of operations and financial condition.

Severe weather could have a material adverse effect on NTIC's business.

NTIC's business has been and in the future could be materially and adversely affected by severe weather. NTIC's customers, including in particular NTIC's oil and gas customers, may have operations located in parts of the southern United States or other places and may be adversely affected by hurricanes and tropical storms, resulting in reduced demand for NTIC's products and services or increased operating costs. Furthermore, NTIC's customers and raw

material suppliers' operations have been and could in the future be adversely affected by such hurricanes and other extreme or seasonal weather conditions. Adverse weather can also directly impede NTIC's operations. Repercussions of severe weather conditions may include:

- curtailment of services or reduced demand for products;
- weather-related damage to facilities and equipment, resulting in suspension of operations;
- inability to deliver equipment, personnel and products to job sites in accordance with contract schedules or increased transportation or other operating costs; and
- loss of productivity.

These constraints could delay NTIC's operations and materially increase NTIC's operating and capital costs.

NTIC may grow its business through additional joint ventures, subsidiaries, alliances, and acquisitions, which could be risky and harm its business.

One of NTIC's growth strategies may be to expand its business by entering into additional joint ventures and alliances and acquiring businesses, technologies, and products that complement or augment NTIC's existing products. The benefits of a joint venture, alliance, or acquisition may take more time than expected to develop, and NTIC cannot guarantee that any future joint ventures, alliances, or acquisitions will in fact produce the intended benefits. In addition, joint ventures, alliances, and acquisitions involve a number of risks, including:

- diversion of management's attention;
- difficulties in assimilating the operations and products of a new joint venture or acquired business or in realizing projected efficiencies, cost savings, and revenue synergies;
- potential loss of key employees or customers of the new joint venture or acquired business or adverse effects on existing business relationships with suppliers and customers;
- adverse impact on overall profitability if the new joint venture or acquired business does not achieve the financial results projected in NTIC's valuation models;
- reallocation of amounts of capital from other operating initiatives and/or an increase in NTIC's leverage and debt service requirements to pay the joint venture capital contribution or the acquisition purchase price, which could in turn restrict NTIC's ability to access additional capital when needed or to pursue other important elements of NTIC's business strategy;
- inaccurate assessment of undisclosed, contingent, or other liabilities or problems and unanticipated costs associated with the new joint venture or acquisition; and
- incorrect estimates made in the accounting for acquisitions, occurrence of non-recurring charges, and write-off of significant amounts of goodwill that could adversely affect NTIC's operating results.

NTIC's ability to grow through joint ventures, alliances, and acquisitions will depend, in part, on the availability of suitable opportunities at an acceptable cost, NTIC's ability to compete effectively for these opportunities, and the availability of capital to complete such transactions.

NTIC relies on its management information systems for inventory management, distribution, and other functions. If these information systems fail to adequately perform these functions or if NTIC experiences an interruption in their operation, NTIC's business and operating results could be adversely affected.

The efficient operation of NTIC's business is dependent on its management information systems. NTIC relies on its management information systems to effectively manage accounting and financial functions; manage order entry, order fulfillment, and inventory replenishment processes; and to maintain its research and development data. The failure of management information systems to perform as anticipated could disrupt NTIC's business and product development and could result in decreased sales, causing NTIC's business and operating results to suffer. In addition, NTIC's management information systems are vulnerable to damage or interruption from natural or man-made disasters, including terrorist attacks, attacks by computer viruses or hackers, power loss to computer systems, Internet outages, and telecommunications or data network failure. Any such interruption could adversely affect NTIC's business and operating results.

The installation of a new Enterprise Resource Planning software system and related equipment could cause disruption to NTIC's business, and NTIC may not be able to effectively realize the benefits of this new system.

NTIC is in the process of installing a new Enterprise Resource Planning (ERP) software system and related equipment in order to support its future growth and more fully optimize its existing processes. The implementation of a new ERP software system may prove to be more difficult, costly or time-consuming than expected, and it is possible that the system will not yield the anticipated benefits. Any disruptions, delays or deficiencies related to the new ERP software system could materially impact NTIC's operations and its ability to manage inventory, fulfill obligations to customers or otherwise operate its business. In addition, implementation of a new ERP system will require significant resources, including the time and attention of NTIC's management, in order to fully realize the anticipated benefits.

NTIC's business could be negatively impacted by cyber security threats.

In the ordinary course of NTIC's business, NTIC uses its management information systems to store and access proprietary business information. NTIC faces various cyber security threats, including cyber security attacks to its information technology infrastructure and attempts by others to gain access to its proprietary or sensitive information. The procedures and controls NTIC uses to monitor these threats and mitigate its exposure, as described in greater detail under "Part I. Item 1C. Cybersecurity," may not be sufficient to prevent cyber security incidents. The result of these incidents could include disrupted operations, lost opportunities, misstated financial data, liability for stolen assets or information, increased costs arising from the implementation of additional security protective measures, litigation, and reputational damage. Any remedial costs or other liabilities related to cyber security incidents may not be fully insured or indemnified by other means. Additionally, on July 26, 2023, the SEC issued final rules related to cyber security risk management and related disclosures. NTIC and its Audit Committee continue to monitor and analyze the impact these rules may have on NTIC's regulatory burden and cost of compliance related to cyber security threats.

NTIC's quarterly results are typically unpredictable and subject to variation.

NTIC's quarterly operating results vary from quarter to quarter for a variety of reasons. For example, NTIC's quarterly sales to joint ventures can be affected by individual orders to joint ventures. Because of the typical size of individual orders to joint ventures and the overall size of NTIC's net sales to joint ventures, the timing of one or more orders can materially affect NTIC's quarterly sales to joint ventures and the comparisons to prior year quarters. In addition, because of the typical size of individual orders and the overall size of NTIC's net sales derived from sales of Natur-Tec® products, the timing of one or more orders can materially affect NTIC's quarterly sales of Natur-Tec® products and the comparisons to prior year quarters. Furthermore, since ZERUST® products for the oil and gas industry typically carry higher margins than other traditional ZERUST® products, the amount of sales of ZERUST® products for the oil and gas industry typically affects NTIC's overall margins. Such variability in operating results makes the prediction of NTIC's net sales, earnings, and other operating results for each quarter difficult and increases the risk of unanticipated variations in quarterly operating results. NTIC's quarterly results have been and, in the future, may be below the expectations of public market analysts and investors.

NTIC's business is subject to a number of other miscellaneous risks that may adversely affect NTIC's operating results, financial condition, or business.

NTIC's business is subject to a number of other miscellaneous risks that may adversely affect NTIC's operating results, and financial condition, such as natural or man-made disasters, an unexpected business loss of supply due to a force majeure event or global pandemics that may result in shortages of raw materials, higher commodity costs, an increase in insurance premiums, and other adverse effects on NTIC's business; the continued threat of terrorist acts and war that may result in heightened security and higher costs for import and export shipments of components or finished goods; and the ability of NTIC's management to adapt to unplanned events.

Item 1B. UNRESOLVED STAFF COMMENTS

Not applicable.

Item 1C. CYBERSECURITY

Background

Cybersecurity, data privacy, and data protection are critical to NTIC's business. In the ordinary course of business, NTIC collects and stores certain confidential information, such as information about employees, contractors, vendors, customers, and suppliers. NTIC has processes in place for assessing, identifying, and managing material risks from cybersecurity threats, and NTIC regularly assesses its performance and identifies areas for improvement. In recent years, NTIC has implemented measures to safeguard its entire cyber network. Management continually re-assesses NTIC's cybersecurity risk environment based on changing circumstances and new information identified by monitoring, scanning and testing its systems as well as utilizing third party resources for testing.

Risk Management and Strategy

NTIC's processes for assessing, identifying, and managing cybersecurity threats have been integrated into the overall risk management processes. The information provided by these processes facilitates management's ongoing assessment of NTIC's cybersecurity risk environment and provides current and accurate information regarding cybersecurity risks to management, the Audit Committee and Board of Directors to allow appropriate management of such risks through remediation or other risk mitigation activities.

NTIC maintains a cybersecurity program that is designed to identify, protect from, detect, respond to, and recover from cybersecurity threats and risks, and protect the confidentiality, integrity, and availability of its information systems, including the information residing on such systems. NTIC takes a risk-based approach to cybersecurity, which begins with the identification and evaluation of cybersecurity risks or threats that could affect its operations, finances, legal or regulatory compliance, or reputation. The scope of NTIC's evaluation encompasses risks that may be associated with both its internally managed IT systems and key business functions and sensitive data operated or managed by third-party service providers. Once identified, cybersecurity risks and related mitigation efforts are prioritized based on their potential impact, likelihood, velocity, and vulnerability, considering both quantitative and qualitative factors. Risk mitigation strategies are developed and implemented based on the specific nature of each cybersecurity risk. These strategies include, among others, the application of cybersecurity policies and procedures, implementation of administrative, technical, and physical controls, and employee training, education, and awareness initiatives.

Role of Management

Management has implemented risk management structures, policies and procedures and is responsible for NTIC'S day-to-day cybersecurity risk management. Our Information Technology Director, who brings a solid foundation in cybersecurity from prior managerial roles and specialized training, is responsible for our day-to-day assessment and management of cybersecurity risks and has helped NTIC leverage best practices consisting of real time monitoring, anti-virus and ongoing patch management for all systems. Maintenance keeps code to industry standards and aligned with best practices. Security, and threats to security, are constantly evolving. The implemented measures are flexible enough that they can be modified dynamically to respond to changes in the security landscape. The following security measures give some insight as to what has been implemented:

- Multifactor Authentication
- Phishing Simulations
- User Permissions Auditing and Tightening
- Proactive blocking of high-risk email
- Active monitoring of user sign-in
- On-premises Endpoint reduction
- Endpoint detection and response
- Licensing, Network, and hardware compliance management

Use of Consultants and Advisors

NTIC engages various third-party cybersecurity service providers to assess and enhance its cybersecurity practices and assist with protection and monitoring of its systems and information, including with respect to protection of its e-mail, system access, network monitoring, endpoint protection, vulnerability assessments and penetration testing. NTIC engages cybersecurity consultants, auditors, and other third parties to assess and enhance its cybersecurity practices, such as a third party consulting firm to perform tabletop exercises and evaluate NTIC's cyber processes including an assessment of its incident response procedures.

Board Oversight

The Board of Directors, both directly and through the delegation of responsibilities to the Audit Committee oversees the proper functioning of NTIC's cybersecurity risk management program. In particular, the Audit Committee, which is comprised entirely of independent directors, is responsible for reviewing and discussing guidelines and policies governing the process by which senior management of NTIC assesses and manages NTIC's exposure to risk and reviewing and discussing NTIC's major financial risk exposures, including cybersecurity risk, and the steps management has taken to monitor and control such exposures; it being understood that it is the job of management to assess and management NTIC's exposure to risk and that the Audit Committee's responsibility is to discuss guidelines and policies by which risk assessment and management are undertaken. The Audit Committee additionally receives periodic updates from senior management on NTIC's policies, processes, procedures and any significant developments related to the identification, mitigation and remediation of cybersecurity risks and is responsible for reviewing the cybersecurity disclosures required to be included in NTIC's SEC filings.

Although none of the members of the Audit Committee has any work experience, degree, or certifications related to information security or cybersecurity, the Audit Committee works closely with members of management and NTIC has engaged third-party service providers to further enhance its cybersecurity efforts.

Risks from Material Cybersecurity Threats

Although NTIC has taken steps to prevent and mitigate data security threats, there can be no assurance that its protective measures and those of its third party service providers will prevent or detect security breaches that could have a significant impact on NTIC's business, reputation, operating results and financial condition. NTIC maintains cyber liability insurance; however, this insurance may not be sufficient to cover the financial, legal, business or reputational losses that may result from an interruption or breach of NTIC's systems. As of the date of this filing, NTIC has not identified any cybersecurity threats that have materially affected or are reasonably anticipated to have a material effect on NTIC's business strategy, results of operations or financial condition. Although NTIC has not experienced cybersecurity incidents that are individually, or in the aggregate, material, NTIC has experienced cyberattacks in the past, which NTIC believes have thus far been mitigated by preventative, detective, and responsive measures it has put in place. See the factors described in the "Part I. Item 1.A. Risk Factors" section of this Form 10-K for further detail about the cybersecurity risks NTIC faces. Maintaining a robust information security system is an ongoing priority for NTIC, and NTIC plans to continue to identify and evaluate new, emerging risks to data protection and cybersecurity both within NTIC and through its engagement of third-party service providers.

Item 2. PROPERTIES

NTIC's principal executive offices, production facilities, and domestic research and development operations are located at 4201 Woodland Road, Circle Pines, Minnesota 55014. NTIC also purchased the property immediately adjacent to this property, located at 4203 Woodland Road, which includes a 26,000 square foot industrial building, for \$1,200,000 in February 2023. NTIC continues to renovate this building, which will be used primarily for warehousing space and light industrial production. NTIC owns this real estate and these buildings. NTIC also owns real estate and a building in Beachwood, Ohio, which it uses for office, manufacturing, laboratory, and warehouse space. Additionally, NTIC has contract warehousing agreements in California and Indiana to hold and release stock products to customers.

Internationally, NTIC's subsidiaries in Brazil, India, Mexico, and China all lease office, warehouse, and laboratory space. In July 2021, NTIC China entered into a purchase agreement to acquire an approximately 21,000 square feet industrial building and the right to use certain real estate in the Qingpu District of Shanghai, China, which has been used as China's new corporate headquarters since February 2022. NTIC also leases office, warehouse, and laboratory space in Chennai, India.

NTIC's management considers its current properties suitable and adequate for its current and foreseeable needs.

Item 3. LEGAL PROCEEDINGS

For information regarding NTIC's legal proceedings, see Note 15 to NTIC's consolidated financial statements.

Item 4. MINE SAFETY DISCLOSURES

Not applicable.

PART II

Item 5. MARKET FOR REGISTRANT'S COMMON EQUITY, RELATED STOCKHOLDER MATTERS AND ISSUER PURCHASES OF EQUITY SECURITIES

Market Information

NTIC's common stock is listed for trading on the Nasdaq Global Market of The Nasdaq Stock Market under the symbol "NTIC."

Dividends

During fiscal 2024, NTIC's Board of Directors declared cash dividends on the following dates in the following amounts to holders of record of the Company's common stock as of the following record dates:

<u>Declaration Date</u>	<u>Amount</u>	<u>Record Date</u>	<u>Payable Date</u>
October 18, 2023	\$0.07	November 1, 2023	November 15, 2023
January 17, 2024	\$0.07	January 31, 2024	February 14, 2024
April 17, 2024	\$0.07	May 1, 2024	May 15, 2024
July 17, 2024	\$0.07	July 31, 2024	August 14, 2024

On October 16, 2024, NTIC's Board of Directors declared a cash dividend of \$0.07 per share of NTIC's common stock, payable on November 13, 2024 to stockholders of record on October 30, 2024. The declaration of future dividends is not guaranteed and will be determined by NTIC's Board of Directors in light of conditions then existing, including NTIC's earnings, financial condition, cash requirements, restrictions in financing agreements, business conditions, and other factors.

Number of Record Holders

As of August 31, 2024, there were 156 record holders of NTIC's common stock. This does not include shares held in "street name" or beneficially owned.

Recent Sales of Unregistered Equity Securities

NTIC did not sell any shares of its common stock or any other equity securities of NTIC that were not registered under the Securities Act of 1933, as amended, during the fourth quarter of fiscal 2024.

Issuer Purchases of Equity Securities

NTIC did not purchase any shares of its common stock or other equity securities of NTIC during the fourth quarter of fiscal 2024. As of August 31, 2024, up to \$2,640,548 in shares of NTIC common stock remained available for repurchase under NTIC's stock repurchase program.

Item 6. [RESERVED]

Item 7. MANAGEMENT'S DISCUSSION AND ANALYSIS OF FINANCIAL CONDITION AND RESULTS OF OPERATIONS

This Management's Discussion and Analysis provides material historical and prospective disclosures intended to enable investors and other users to assess NTIC's financial condition and results of operations. Statements that are not historical are forward-looking and involve risks and uncertainties discussed under the heading "*Part I. Item 1. Business—Forward-Looking Statements*" and under the heading "*Part I. Item 1A. Risk Factors.*" The following discussion of the results of the operations and financial condition of NTIC should be read in conjunction with NTIC's consolidated financial statements and the related notes thereto included under "*Part II. Item 8. Financial Statements and Supplementary Data.*"

This Management's Discussion and Analysis is organized in the following major sections:

- **Business Overview.** This section provides a brief overview description of NTIC's business, focusing in particular on developments during the most recent fiscal year.
- **NTIC's Subsidiaries and Joint Venture Network.** This section provides a brief overview of NTIC's subsidiaries and its joint venture network, the joint ventures which are considered individually significant to NTIC's consolidated assets and income, and how NTIC's joint ventures are accounted for by NTIC.
- **Financial Overview.** This section provides a brief summary of NTIC's financial results and financial condition for fiscal 2024 compared to 2023.
- **Sales and Expense Components.** This section provides a brief description of the significant line items in NTIC's consolidated statements of operations.
- **Results of Operations.** This section provides an analysis of the significant line items in NTIC's consolidated statements of operations.
- **Liquidity and Capital Resources.** This section provides an analysis of NTIC's liquidity and cash flows and a discussion of NTIC's financial condition and financial commitments.
- **Inflation and Seasonality.** This section describes the effects of inflation and seasonality, if any, on NTIC's business and operating results.
- **Market Risk.** This section describes material market risks to which NTIC is subject.
- **Related Party Transactions.** This section describes any material related party transactions to which NTIC is a party.
- **Critical Accounting Policies and Estimates.** This section discusses NTIC's critical accounting policies and estimates, which require NTIC to exercise subjective or complex judgments in their application. NTIC's significant accounting policies, including its critical accounting estimates, are summarized in Note 1 to NTIC's consolidated financial statements.
- **Recent Accounting Pronouncements.** This section references Note 2 to NTIC's consolidated financial statements, which summarizes the effect of recently issued accounting pronouncements on NTIC's results of operations and financial condition.

Business Overview

NTIC develops and markets proprietary, environmentally beneficial products and services in over 65 countries either directly or via a network of subsidiaries, joint ventures, independent distributors, and agents. NTIC's primary business is corrosion prevention marketed mainly under the ZERUST[®] brand. NTIC has been selling its proprietary ZERUST[®] products and services to the automotive, electronics, electrical, mechanical, military, and retail consumer markets for over 50 years and, more recently, has also expanded into the oil and gas industry. Additionally, NTIC markets and sells a portfolio of proprietary bio-based and certified compostable (fully biodegradable) polymer resin compounds and finished products under the Natur-Tec[®] brand. These sustainable packaging products are intended to reduce NTIC's customers' carbon footprint and provide environmentally sound waste disposal options.

NTIC's ZERUST[®] rust and corrosion inhibiting products include plastic and paper packaging, liquids, coatings, rust removers, cleaners, and diffusers as well as engineered solutions designed specifically for the oil and gas industry. NTIC also offers worldwide, on-site, technical consulting for rust and corrosion prevention issues. In North America, NTIC sells its ZERUST[®] corrosion prevention solutions through a network of independent distributors and agents supported by a direct sales force.

Internationally, NTIC sells its ZERUST® corrosion prevention solutions through its wholly-owned subsidiary in China, NTIC (Shanghai) Co., Ltd. (NTIC China), its wholly-owned subsidiary in India, HNTI Limited (Zerust India), its majority-owned joint venture holding company for NTIC's joint venture investments in the Association of Southeast Asian Nations (ASEAN) region, NTI Asean LLC (NTI Asean), and certain majority-owned and wholly-owned subsidiaries, and joint venture arrangements in North America, Europe, and Asia. NTIC also sells products directly to its European joint venture partners through its wholly-owned subsidiary in Germany, NTIC Europe GmbH (NTI Europe).

One of NTIC's strategic initiatives is to expand into and penetrate other markets for its ZERUST® corrosion prevention technologies. Consequently, for the past several years, NTIC has focused significant sales and marketing efforts on the oil and gas industry, as the infrastructure that supports that industry is typically constructed using metals that are highly susceptible to corrosion. In fiscal 2024, sales of ZERUST® corrosion prevention solutions to large customers in the oil and gas industry became more consistent, with these customers beginning to re-order products. Sales within the U.S. also stabilized, and key customer relationships have been expanded. The sale of ZERUST® corrosion prevention solutions to customers in the oil and gas industry typically involves long sales cycles, often including multi-year trial periods with each customer and a slow integration process thereafter.

With respect to NTIC's Natur-Tec® business, NTIC markets its Natur-Tec® resin compounds and finished products in North America primarily through a network of regional and national distributors as well as independent agents. NTIC continues to see significant opportunities for finished bioplastic products and, therefore, continues to strengthen and expand its North American distribution network for finished Natur-Tec® bioplastic products. Internationally, NTIC sells its Natur-Tec® resin compounds and finished products both directly and through its wholly-owned subsidiary in China and majority-owned subsidiaries in India and Sri Lanka and through distributors and certain joint ventures.

NTIC's Subsidiaries and Joint Venture Network

NTIC has ownership interests in 11 operating subsidiaries in North America, South America, Europe, and Asia, which are listed in "Part I. Item 1. Business" of this annual report on Form 10-K. The results of these subsidiaries are fully consolidated in NTIC's consolidated financial statements.

NTIC participates in 15 active joint venture arrangements in North America, Europe, and Asia, which are listed in "Part I. Item 1. Business" of this annual report on Form 10-K. NTIC has historically funded its investments in joint ventures with cash generated from operations. NTIC receives funds from its joint ventures as fees for services that NTIC provides to its joint ventures and as dividend distributions. The fees for services provided to joint ventures are determined based on either a flat fee or a percentage of sales depending on local laws and tax regulations. With respect to NTIC's joint venture in Germany (EXCOR), NTIC recognizes an agreed upon quarterly fee for services. NTIC recognizes equity income from each joint venture based on the overall profitability of the joint venture. Such profitability is subject to variability from quarter to quarter, which, in turn, subjects NTIC's earnings to variability from quarter to quarter. The profits of each joint venture are shared by the respective joint venture owners in accordance with their respective ownership percentages. NTIC typically directly or indirectly owns 50% or less of each of its joint venture entities and, thus, does not control the decisions of these entities regarding whether to pay dividends and, if paid, what amount is paid in a given year. The payment of a dividend by an entity is determined by a joint vote of the owners and is not at the sole discretion of NTIC. NTIC accounts for the investments and financial results of its joint ventures in its consolidated financial statements utilizing the equity method of accounting. NTIC considers EXCOR to be individually significant to NTIC's consolidated assets and income as of August 31, 2024 and 2023. Therefore, NTIC provides certain additional information regarding this entity in the notes to NTIC's consolidated financial statements and in this section of this report.

Financial Overview

NTIC's management, including its chief executive officer, who is NTIC's chief operating decision maker, reports and manages NTIC's operations in two reportable business segments based on products sold, customer base, and distribution center: ZERUST® products and services and Natur-Tec® products.

Highlights of NTIC's financial results for fiscal 2024 include the following, with increases or decreases in each case as compared to fiscal 2023:

- NTIC's consolidated net sales increased 6.5% primarily due to increased sales and demand for Natur-Tec[®] and, to a lesser extent, ZERUST[®] products. 74.2% of NTIC's consolidated net sales were derived from sales of ZERUST[®] products and services, which increased 2.2%, and 25.8% of NTIC's consolidated net sales were derived from sales of Natur-Tec[®] products, which increased 20.9%.
- Cost of goods sold as a percentage of net sales decreased to 60.3% from 65.2% primarily as a result of lower raw material prices overall and savings associated with the insourcing of various finished goods production.
- NTIC's contribution from total joint venture operations decreased 18.6% to \$9,475,078 compared to \$11,641,904 during fiscal 2023 primarily due to a one-time gain on the liquidation of a previously written-off investment in NTIC's former joint venture in China, Tianjin Zerust of \$1,986,027 in fiscal 2023. Net sales at NTIC's joint ventures, which are not consolidated with NTIC's net sales, decreased 4.7% to \$95,940,014 compared to \$100,682,316 during fiscal 2023.
- NTIC's total operating expenses increased 5.9% to \$35,392,957 compared to \$33,425,089 during fiscal 2023. This increase was primarily due to increased personnel expenses, including new hires, benefits and travel.
- NTIC incurred net income attributable to NTIC of \$5,409,082, or \$0.55 per diluted common share, compared to \$2,912,276, or \$0.30 per diluted common share, for fiscal 2024.

Sales and Expense Components

The following is a description of the primary components of net sales and expenses:

Net Sales. NTIC derives net sales from the sale of its ZERUST[®] products and services and its Natur-Tec[®] products. NTIC sells its ZERUST[®] products and services and its Natur-Tec[®] products either directly, through its subsidiaries, or via a network of joint ventures, independent distributors, and agents. Net sales, excluding joint ventures represents net sales by NTIC either directly to end users or to distributors worldwide, but not sales to NTIC's joint ventures and not sales by NTIC's joint ventures. NTIC recognizes revenue from the sale of its products primarily upon shipment of the products.

Cost of Goods Sold. Most of NTIC's products are manufactured by third parties, and its cost of goods sold for those products consists primarily of the price invoiced by its third-party vendors. For the portion of products that NTIC manufactures, NTIC's cost of goods sold for those products consists primarily of direct labor, allocated manufacturing overhead, raw materials, and components. NTIC's margins on its Natur-Tec[®] resin compounds and finished products are generally smaller than its margins on its ZERUST[®] products and services, and NTIC's margins on its ZERUST[®] products and services sold into the oil and gas industry are generally greater than its margins on its traditional ZERUST[®] products and services.

Equity in Income from Joint Ventures. NTIC's equity in income from joint ventures consists of NTIC's share of equity in income from each joint venture based on the overall profitability of the joint ventures. Such profitability is subject to variability from quarter to quarter, which, in turn, subjects NTIC's earnings to variability from quarter to quarter. Traditionally, a portion of the equity income recorded in a given fiscal year is paid to the owners of the joint venture entity during the following fiscal year through a dividend. The payment of a dividend by a joint venture entity is determined by a vote of the joint venture owners and is not at the sole discretion of NTIC. NTIC typically owns only 50% or less of its joint venture entities and, thus, does not control the decisions of these entities regarding whether to pay dividends and, if paid, how much they should be in a given year.

Fees for Services Provided to Joint Ventures. NTIC provides certain services to its joint ventures, including consulting, legal, travel, insurance, technical, and marketing services based on licensing or other agreements with its joint ventures. NTIC receives fees for these services it provides to its joint ventures based primarily on the net sales by NTIC's joint ventures, the latter of which are not included in NTIC's net sales reflected on NTIC's consolidated statements of operations. The fees for services received by NTIC from its joint ventures are generally determined based on either a flat fee or a percentage of net sales by NTIC's joint ventures depending on local laws and tax regulations. With respect to EXCOR, NTIC receives an agreed upon fixed quarterly fee for such services. Under NTIC's

agreements with its joint ventures in which the fees for services are described, amounts are earned when product is shipped from joint venture facilities, at which point a sale is deemed to have occurred and results in obligation of the joint venture to pay the royalty and recognition of the fee by NTIC.

Selling Expenses. Selling expenses consist primarily of sales commissions and support costs for NTIC's direct sale and distribution system and marketing costs.

General and Administrative Expenses. General and administrative expenses consist primarily of salaries and benefits and other costs for NTIC's executives, accounting, stock-based compensation, finance, legal, information technology, and human resources functions.

Research and Development Expenses. Research and development expenses include costs associated with the design, development, market analysis, lab testing, and field trials and enhancements of NTIC's products and services. NTIC expenses all costs related to product research and development as incurred. Research and development expenses reflect the net amount after being reduced by reimbursements related to certain research and development contracts. With respect to such research and development contracts, NTIC accrues proceeds received under the contracts and offsets research and development expenses incurred in equal installments over the timelines associated with completion of the contracts' specific objectives and milestones.

Interest Income. Interest income consists of interest earned on investments, which typically consist of investment-grade, interest-bearing securities and money market accounts.

Interest Expense. Interest expense results primarily from interest associated with any borrowings under NTIC's line of credit with JPMorgan Chase Bank, N.A. and NTIC China's terms loans with China Construction Bank Corporation.

Income Tax Expense. Income tax expense includes federal income taxes, foreign withholding taxes, income tax of consolidated entities in foreign jurisdictions, state income tax, and changes to NTIC's deferred tax valuation allowance. NTIC utilizes the asset and liability method of accounting for income taxes, which requires an asset and liability approach to financial accounting and reporting for income taxes. Deferred income tax assets and liabilities are computed annually for differences between the financial statement and tax basis of assets and liabilities that will result in taxable or deductible amounts in the future, based on enacted tax laws and rates applicable to the periods in which the differences are expected to affect taxable income. Valuation allowances are established when necessary to reduce deferred tax assets to the amount expected to be realized. NTIC records a tax valuation allowance when it is more likely than not that some portion or all of its deferred tax assets will not be realized. NTIC makes this determination based on all available evidence, including historical data and projections of future results. Income tax expense is the tax payable or refundable for the period plus or minus the change during the period in deferred tax assets and liabilities.

Net Income Attributable to Non-Controlling Interests. Net income attributable to non-controlling interests represents the portion of net income (or loss) in consolidated subsidiaries that is allocated to shareholders outside of NTIC. These non-controlling shareholders hold ownership stakes in certain subsidiaries but do not control these entities. In instances where NTIC owns less than 100% of a subsidiary, the share of that subsidiary's income attributable to non-controlling shareholders is excluded from NTIC's net income and reported separately in NTIC's financial statements.

Results of Operations

Fiscal Year 2024 Compared to Fiscal Year 2023

The following table sets forth NTIC's results of operations for fiscal 2024 and fiscal 2023.

	Fiscal 2024	% of Net Sales	Fiscal 2023	% of Net Sales	\$ Change	% Change
Net sales	\$ 85,059,517	N/A	\$ 79,902,952	N/A	\$ 5,156,565	6.5%
Cost of goods sold	51,273,155	60.3%	52,099,121	65.2%	(825,965)	(1.6)%
Equity in income from joint ventures	4,223,296	N/A	6,452,719	N/A	(2,229,423)	(34.6)%
Fees for services provided to joint ventures ..	5,251,782	N/A	5,189,185	N/A	62,597	1.2%
Selling expenses	16,413,672	19.3%	15,290,897	19.1%	1,122,775	7.3%
General and administrative expenses.....	14,176,494	16.7%	13,166,270	16.5%	1,010,224	7.7%
Research and development expenses.....	4,802,791	5.6%	4,967,922	6.2%	(165,131)	(3.3)%

Net Sales. NTIC's consolidated net sales increased 6.5% to \$85,059,517 during fiscal 2024 compared to \$79,902,952 during fiscal 2023. This increase was primarily due to increased sales and demand for Natur-Tec[®] and, to a lesser extent, ZERUST[®] products.

The following table sets forth NTIC's net sales by product segment for fiscal 2024 and fiscal 2023:

	Fiscal 2024	Fiscal 2023	\$ Change	% Change
Total ZERUST [®] sales.....	\$ 63,092,575	\$ 61,728,364	\$ 1,364,211	2.2%
Total Natur-Tec [®] sales	21,966,942	18,174,588	3,792,354	20.9%
Total net sales.....	\$ 85,059,517	\$ 79,902,952	\$ 5,156,565	6.5%

During fiscal 2024, 74.2% of NTIC's consolidated net sales were derived from sales of ZERUST[®] products and services, which increased 2.2% to \$63,092,575 compared to \$61,728,364 during fiscal 2023. This increase was primarily a result of increased demand in North America for ZERUST[®] oil and gas products, partially offset by a slight decrease in demand for ZERUST[®] industrial products.

The following table sets forth NTIC's net sales of ZERUST[®] products for fiscal 2024 and fiscal 2023:

	Fiscal 2024	Fiscal 2023	\$ Change	% Change
ZERUST [®] industrial net sales	\$ 53,863,296	\$ 53,926,378	\$ (63,082)	(0.1)%
ZERUST [®] oil & gas net sales.....	9,229,279	7,801,986	1,427,293	18.3%
Total ZERUST [®] net sales.....	\$ 63,092,575	\$ 61,728,364	\$ 1,364,211	2.2%

ZERUST[®] industrial net sales decreased during fiscal 2024 compared to fiscal 2023 primarily due to decreased demand for North American ZERUST[®] industrial products. Overall, demand for ZERUST[®] products and services depends heavily on the overall health of the markets in which NTIC sells its products, including the automotive, construction, agriculture, and mining markets in particular.

ZERUST[®] oil and gas net sales increased 18.3% during fiscal 2024 compared to fiscal 2023 primarily due to increased demand. NTIC anticipates that its sales of ZERUST[®] products and services into the oil and gas industry will continue to remain subject to significant volatility from quarter to quarter as sales are recognized. Demand for oil and gas products around the world depends primarily on market acceptance and the reach of NTIC's distribution network. Because of the typical size of individual orders and overall size of NTIC's net sales derived from sales of oil and gas products, the timing of one or more orders can materially affect NTIC's quarterly sales compared to prior fiscal year quarters.

During fiscal 2024, 25.8% of NTIC's consolidated net sales were derived from sales of Natur-Tec[®] products, compared to 22.7% during fiscal 2023. Sales of Natur-Tec[®] products increased 20.9% to \$21,966,942 during fiscal 2024

compared to \$18,174,588 during fiscal 2023 due to increased global demand. The market for biodegradable plastics is expanding worldwide, driven by increasing environmental awareness, regulatory support for sustainable materials, and growing demand for eco-friendly alternatives. As consumers and industries seek to reduce plastic waste, biodegradable plastics offer a viable solution, particularly in sectors like packaging, agriculture, and consumer goods. This trend is further supported by government policies promoting sustainable practices and by advances in biodegradable technology, which make these materials more accessible and cost-effective.

Cost of Goods Sold. Cost of goods sold decreased 1.6% in fiscal 2024 compared to fiscal 2023 primarily as a result of lower raw material prices overall and the effect of cost containment measures. Cost of goods sold as a percentage of net sales decreased to 60.3% during fiscal 2024 compared to 65.2% during fiscal 2023 due primarily to the lower raw material prices and the insourcing of various finished goods production. NTIC has taken certain actions to address inflationary pressures and pass on related cost increases to its customers and some improvements from these actions, as well as some improvements in gross margin, were realized during fiscal 2024.

Equity in Income from Joint Ventures. NTIC's equity in income from joint ventures decreased 34.6% to \$4,223,296 during fiscal 2024 compared to \$6,452,719 during fiscal 2023 primarily due to a \$1,986,027 one-time gain on the liquidation of a previously written-off investment in NTIC's former joint venture in China, Tianjin Zerust in fiscal 2023, as well as a decrease in net income at NTIC's joint venture in Germany. NTIC's equity in income from joint ventures fluctuates based on net sales and profitability of the joint ventures during the respective periods. Of the total equity in income from joint ventures, NTIC had equity in income from joint ventures of \$2,299,274 attributable to EXCOR during fiscal 2024 compared to \$2,852,229 in fiscal 2023. This decrease was due to a decrease in net sales by EXCOR compared to the prior fiscal year, primarily due to softer demand within the region related to higher energy prices, declines in the German automotive production and other regional economic pressures. NTIC had equity in income of all other joint ventures of \$1,924,022 during fiscal 2024.

Fees for Services Provided to Joint Ventures. NTIC recognized fee income for services provided to joint ventures of \$5,251,782 during fiscal 2024 compared to \$5,189,185 during fiscal 2023, representing an increase of 1.2%. Fee income for services provided to joint ventures is traditionally a function of the sales made by NTIC's joint ventures; however, at various joint ventures, the fee income for services is a fixed amount that does not fluctuate with the change in sales experienced by certain joint ventures, specifically EXCOR. Net sales at the joint ventures decreased 4.7% to \$95,940,014 during fiscal 2024 compared to \$100,682,316 during fiscal 2023. This decrease was primarily a result of decreased demand during fiscal 2024 at NTIC's joint venture in Germany primarily due to softer demand within the region, as described above. Net sales of NTIC's joint ventures are not included in NTIC's product sales and are not included in NTIC's consolidated financial statements. Of the total fee income for services provided to joint ventures, fees of \$828,932 were attributable to EXCOR during fiscal 2024 compared to \$816,089 attributable to EXCOR during fiscal 2023.

Selling Expenses. NTIC's selling expenses increased 7.3% in fiscal 2024 compared to fiscal 2023 primarily due to an increase in personnel expense in fiscal 2024 compared to fiscal 2023. Selling expenses as a percentage of net sales increased to 19.3% for fiscal 2024 compared to 19.1% in fiscal 2023 primarily due to increased selling expenses, as noted above, and partially offset by increased net sales.

General and Administrative Expenses. NTIC's general and administrative expenses increased 7.7% in fiscal 2024 compared to fiscal 2023 primarily due to increased professional services and travel and personnel expenses during fiscal 2024 compared to fiscal 2023. As a percentage of net sales, general and administrative expenses increased to 16.7% for fiscal 2024 from 16.5% for fiscal 2023 primarily due to increased general and administrative expenses, as noted above, and partially offset by increased net sales.

Research and Development Expenses. NTIC's research and development expenses decreased 3.3% in fiscal 2024 compared to fiscal 2023 primarily because certain projects previously in the development phase have now progressed to commercialization. As these initiatives transition, costs shift from research and development to sales and marketing, reflecting our advancement toward bringing these innovations to market.

Interest Income. NTIC's interest income increased to \$118,827 in fiscal 2024 compared to \$28,490 in fiscal 2023 primarily due to increases in the invested cash balances at certain subsidiaries.

Interest Expense. NTIC's interest expense decreased to \$340,129 in fiscal 2024 compared to \$461,805 in fiscal 2023 primarily due to decreased outstanding average borrowings during fiscal 2024.

Income Before Income Tax Expense. NTIC had income before income tax expense of \$7,647,181 for fiscal 2024 compared to income before income tax expense of \$5,587,331 for fiscal 2023.

Income Tax Expense. Income tax expense was \$1,325,797 during fiscal 2024 compared to \$1,349,600 during fiscal 2023 for an effective tax rate of 17.3% and 24.2% during fiscal 2024 and 2023, respectively.

NTIC considers the earnings of certain foreign joint ventures to be indefinitely invested outside the United States on the basis of estimates that NTIC's future domestic cash generation will be sufficient to meet future domestic cash needs. As a result, U.S. income and foreign withholding taxes have not been recognized on the cumulative undistributed earnings of \$23,465,685 and \$20,493,861 as of August 31, 2024 and August 31, 2023, respectively. To the extent undistributed earnings of NTIC's joint ventures are distributed in the future, they are not expected to result in any material additional income tax liability after the application of foreign tax credits.

Net Income Attributable to NTIC. Net income attributable to NTIC increased to \$5,409,082, or \$0.55 per diluted common share, for fiscal 2024 compared to \$2,912,276, or \$0.30 per diluted common share, for fiscal 2023. This increase was a primarily due to the increase in gross profit, partially offset by the decrease in income from our joint venture operations and increase in certain operating expenses.

NTIC anticipates that its earnings will continue to be adversely affected to some extent by inflation and worldwide supply chain disruptions, among other factors. Additionally, NTIC anticipates that its quarterly net income will continue to remain subject to significant volatility primarily due to the financial performance of its subsidiaries and joint ventures, sales of its ZERUST® products and services into the oil and gas industry, and sales of its Natur-Tec® bioplastics products, which sales fluctuate more on a quarterly basis than the traditional ZERUST® business.

Other Comprehensive Income – Foreign Currency Translations Adjustment. The changes in the foreign currency translations adjustment were due to the fluctuation of the U.S. dollar compared to the Euro and other foreign currencies during fiscal 2024 compared to fiscal 2023.

Liquidity and Capital Resources

Sources of Cash and Working Capital

NTIC's working capital, defined as current assets less current liabilities, was \$23,682,276 as of August 31, 2024, including \$4,952,184 in cash and cash equivalents, \$4,291,608 outstanding under NTIC's line of credit and \$2,820,835 outstanding under NTIC China's term loans, compared to \$22,950,184 as of August 31, 2023, including \$5,406,173 in cash and cash equivalents, \$3,600,000 outstanding under NTIC's line of credit and \$2,757,176 outstanding under NTIC China's term loans.

NTIC believes that a combination of its existing cash and cash equivalents, available for sale securities, forecasted cash flows from future operations, anticipated distributions of earnings, anticipated fees to NTIC for services provided to its joint ventures, and funds available through existing or anticipated financing arrangements will be adequate to fund its existing operations, investments in new or existing joint ventures or subsidiaries, capital expenditures, debt repayments, cash dividends, and any stock repurchases for at least the next 12 months. In fiscal 2025, NTIC expects to continue to invest through its use of working capital in Zerust India, NTIC China, NTI Europe, its joint ventures, research and development, marketing efforts, resources for the application of its corrosion prevention technology in the oil and gas industry, and its Natur-Tec® bio-plastics business, although the amounts of these various investments are not known at this time.

NTIC also expects to use some of its capital resources to acquire remaining ownership interests of joint ventures not owned by NTIC as they become available or appropriate and for the formation of one or more new subsidiaries to assume the operations of a joint venture. Some of these joint venture transactions may materially impact NTIC's results of operations for a particular reporting period.

NTIC traditionally has used the cash generated from its operations, distributions of earnings from joint ventures and fees for services provided to its joint ventures to fund NTIC's new technology investments and capital contributions to new and existing subsidiaries and joint ventures. NTIC's joint ventures traditionally have operated with little or no debt and have been self-financed with minimal initial capital investment and minimal additional capital investment from

their respective owners. Therefore, NTIC believes there is limited exposure by NTIC's joint ventures that could materially impact their respective operations and/or liquidity.

In order to take advantage of new product and market opportunities to expand its business and increase its revenues and assist with joint venture transitions, NTIC may decide to finance such opportunities by additional borrowings under its revolving line of credit or raising additional financing through the issuance of debt or equity securities. There is no assurance that any financing transaction will be available on terms acceptable to NTIC or at all or that any financing transaction will not be dilutive to NTIC's current stockholders.

Credit Agreement with JPMorgan Chase Bank, N.A.

On January 6, 2023, NTIC entered into a Credit Agreement (the "Credit Agreement") with JPMorgan Chase Bank, N.A. ("JPM"), which provides NTIC with a senior secured revolving line of credit (the "Credit Facility") of up to \$10.0 million, and replaced NTIC's prior loan agreement. The Credit Facility includes a \$5.0 million sublimit for standby letters of credit. Borrowings of \$4,291,608 were outstanding under the Credit Facility as of August 31, 2024.

Unless terminated earlier, the Credit Facility, together with all accrued unpaid interest and other amounts owing thereunder, if any, will be payable in full on the maturity date. On January 5, 2024, NTIC and JPM renewed the Credit Agreement to extend the maturity date of the Credit Facility from January 6, 2024 to January 6, 2025. All other terms of the Credit Facility and the Credit Agreement remain the same. It is anticipated that the Credit Facility will be renewed each year for one additional year for the immediate foreseeable future.

Borrowings under the Credit Agreement bear interest at a floating rate, at the option of NTIC, equal to either the CB Floating Rate or the Adjusted SOFR Rate. The term "CB Floating Rate" means the greater of the Prime Rate in the United States or 2.50%. The term "Adjusted SOFR Rate" means the term secured overnight financing rate for either one, three or six months (depending on the interest period selected by NTIC) plus 0.10% per annum. With respect to any borrowings using an Adjusted SOFR Rate, there is an applicable margin of 2.15% applied per annum. There is no applicable margin with respect to borrowings using a CB Floating Rate.

To secure the Credit Agreement, the Company assigned to JPM a continuing security interest in all of its right, title and interested in collateral made up for the assets of the Company.

The Credit Agreement contains customary affirmative and negative covenants, including, among other matters, limitations on NTIC's ability to incur additional debt, grant liens, engage in certain business operations and transactions, make certain investments, modify its organizational documents or form any new subsidiaries, subject to certain exceptions. Further, the Credit Agreement contains a negative covenant that restricts the ability of NTIC to redeem or repurchase its common stock or pay dividends if the result of which would cause an event of default under the Credit Agreement. The Credit Agreement also requires the Company to maintain a Fixed Charge Coverage Ratio of at least 1.25 to 1.00. The term "Fixed Charge Coverage Ratio" means the ratio, computed for the NTIC on a consolidated basis, of net income plus income tax expense, plus amortization expense, plus depreciation expense, plus interest expense, and plus dividends received from joint ventures, minus unfinanced capital expenditures and equity in income from joint ventures, all computed for the twelve month period then ending, to scheduled principal payments made, plus scheduled finance lease payments made, plus interest expense paid, plus income tax expense paid, and plus cash distributions and dividends paid, all computed for the same twelve month period then ending.

The Credit Agreement also contains customary events of default, including, without limitation, payment defaults, material inaccuracy of representations and warranties, covenant defaults, bankruptcy and insolvency proceedings, cross-defaults to certain other agreements, breach of any financial covenant and change of control. Upon the occurrence and during the continuance of any event of default, JPM may accelerate the payment of the obligations thereunder and exercise various other customary default remedies. As of August 31, 2024, NTIC was in compliance with all debt covenants under the Credit Agreement.

Other Credit Arrangements

On each of April 10, 2023 and May 30, 2023, the Company's wholly owned subsidiary in China, NTIC China, entered into a loan agreement with China Construction Bank Corporation. Each term loan provided NTIC China with a RMB 10,000,000 (USD \$1.45 million). The term loans mature in April 2025 and June 2025, respectively, unless extended. Both term loans have an annual interest rate of 3.25% with interest due monthly. Both term loans are secured by an

office building owned by NTIC China and the loan agreements contain certain financial and other covenants. NTIC was in compliance with the covenants as of August 31, 2024. The current outstanding balance as of August 31, 2024 for both term loans is a total of USD \$2,820,835.

Uses of Cash and Cash Flow

Net cash provided by operating activities during fiscal 2024 was \$5,883,193, which resulted principally from NTIC's net income, dividends received from joint ventures, dividends receivable from joint venture, depreciation and amortization expense, stock-based compensation and changes in working capital, partially offset by equity in income from joint ventures, deferred income tax and an increase in trade receivables and inventories. Net cash provided by operating activities during fiscal 2023 was \$5,541,219, which resulted principally from NTIC's net income, dividends received from joint ventures, depreciation and amortization expense, stock-based compensation and a decrease in inventory, partially offset by deferred income tax and equity in income from joint ventures and an increase in accounts receivable and a decrease in accounts payable.

NTIC's cash flows from operations are impacted by significant changes in certain components of NTIC's working capital, including inventory turnover and changes in receivables and payables. NTIC considers internal and external factors when assessing the use of its available working capital, specifically when determining inventory levels and credit terms of customers. Key internal factors include existing inventory levels, stock reorder points, customer forecasts and customer requested payment terms. Key external factors include the availability of primary raw materials and sub-contractor production lead times. NTIC's typical contractual terms for trade receivables, excluding joint ventures, are traditionally 30 days and 90 days for trade receivables from its joint ventures. Before extending unsecured credit to customers, excluding NTIC's joint ventures, NTIC reviews customers' credit histories and will establish an allowance for uncollectible accounts based upon factors surrounding the credit risk of specific customers and other information. Accounts receivable over 30 days are considered past due for most customers. NTIC does not accrue interest on past due accounts receivable. If accounts receivables in excess of the provided allowance are determined uncollectible, they are charged to selling expense in the period that the determination is made. Accounts receivable are deemed uncollectible based on NTIC exhausting reasonable efforts to collect. NTIC's typical contractual terms for receivables for services provided to its joint ventures are 90 days. NTIC records receivables for services provided to its joint ventures on an accrual basis, unless circumstances exist that make the collection of the balance uncertain, in which case the fee income will be recorded on a cash basis until there is consistency in payments. This determination is handled on a case-by-case basis.

NTIC experienced an increase in trade receivables and an increase in inventory as of August 31, 2024 compared to August 31, 2023. Trade receivables, excluding joint ventures, as of August 31, 2024 increased \$3,152,937 compared to August 31, 2023, primarily related to a correlating increase in sales and timing differences.

Outstanding trade receivables, excluding joint ventures balances, increased by an average of 3 days to an average of 83 days from balances outstanding from these customers as of August 31, 2024 from an average of 80 days as of August 31, 2023.

Outstanding trade receivables from joint ventures as of August 31, 2024 increased \$201,100 compared to August 31, 2023 primarily due to the timing of payments. Outstanding balances from trade receivables from joint ventures increased an average of 44 days to an average of 64 days from balances outstanding from these customers as of August 31, 2024 from an average of 20 days as of August 31, 2023. The average days outstanding of trade receivables from joint ventures as of August 31, 2024 were primarily due to the receivables balances at joint ventures in the United States, Japan and Thailand.

Outstanding receivables for services provided to joint ventures as of August 31, 2024 decreased \$61,578 compared to August 31, 2023, and the average days to pay decreased an average of 5 days to an average of 86 days from an average of 91 days as of August 31, 2023.

Net cash used in investing activities during fiscal 2024 was \$3,418,228, which was primarily the result of purchases of property and equipment and, to a lesser extent, investments in patents. Net cash used in investing activities during fiscal 2023 was \$3,343,124, which was primarily the result of purchases of property and equipment and, to a lesser extent, investments in patents.

Net cash used in financing activities for fiscal 2024 was \$2,957,280, which resulted from dividends paid on NTIC common stock and dividends received by non-controlling interest and was partially offset by borrowings under the line of credit and proceeds from the exercise of stock options and NTIC's employee stock purchase plan. Net cash provided by financing activities for fiscal 2023 was \$2,053,798, which resulted from borrowings under the term loan and proceeds from the exercise of stock options and NTIC's employee stock purchase plan, partially offset by repayments on the line of credit, dividends paid on NTIC common stock and dividends received by non-controlling interest.

Stock Repurchase Program

On January 15, 2015, NTIC's Board of Directors authorized the repurchase of up to \$3,000,000 in shares of NTIC common stock through open market purchases or unsolicited or solicited privately negotiated transactions. This program has no expiration date but may be terminated by NTIC's Board of Directors at any time. As of August 31, 2024, up to \$2,640,548 in shares of NTIC common stock remained available for repurchase under NTIC's stock repurchase program. No repurchases occurred during fiscal 2024 or fiscal 2023.

Cash Dividends

During fiscal 2024, NTIC's Board of Directors declared cash dividends on the following dates in the following amounts to holders of record of NTIC common stock as of the following record dates:

Declaration Date	Amount	Record Date	Payable Date
October 18, 2023	\$0.07	November 1, 2023	November 15, 2023
January 17, 2024	\$0.07	January 31, 2024	February 14, 2024
April 17, 2024	\$0.07	May 1, 2024	May 15, 2024
July 17, 2024	\$0.07	July 31, 2024	August 14, 2024

The declaration of future dividends is not guaranteed and will be determined by NTIC's Board of Directors in light of conditions then existing, including NTIC's earnings, financial condition, cash requirements, restrictions in financing agreements, business conditions, and other factors.

Capital Expenditures and Commitments

NTIC spent \$3,298,067 on capital expenditures during fiscal 2024, which related primarily to facility improvements to the warehouse facility NTIC purchased during fiscal 2023 and the installation of a new Enterprise Resource Planning (ERP) software system and associated equipment. NTIC expects to spend an aggregate of approximately \$1,600,000 to \$2,100,000 on capital expenditures during fiscal 2025, which it expects will relate primarily to the purchase of new equipment and facility improvements.

Inflation and Seasonality

Inflation in the United States and abroad historically has had minimal effect on NTIC and did not adversely affect NTIC's gross margins during fiscal 2024. NTIC believes there is some seasonality in its business. NTIC's net sales in the second fiscal quarter were adversely affected by the long Chinese New Year, the North American holiday season, and overall less corrosion taking place at lower winter temperatures worldwide.

Market Risk

NTIC is exposed to some market risk stemming from changes in foreign currency exchange rates, commodity prices and interest rates.

Because the functional currency of NTIC's foreign operations and investments in its foreign joint ventures is the applicable local currency, NTIC is exposed to foreign currency exchange rate risk arising from transactions in the normal course of business. NTIC's principal exchange rate exposure is with the Euro, the Japanese Yen, the Indian Rupee, the Chinese Renminbi, the South Korean Won, and the English Pound against the U.S. Dollar. NTIC's fees for services provided to joint ventures and dividend distributions from these foreign entities are paid in foreign currencies and, thus, fluctuations in foreign currency exchange rates could result in declines in NTIC's reported net income. Since NTIC's investments in its joint ventures are accounted for using the equity method, any changes in foreign currency exchange rates would be reflected as a foreign currency translation adjustment and would not change NTIC's equity in

income from joint ventures reflected in its consolidated statements of operations. NTIC does not hedge against its foreign currency exchange rate risk.

Some raw materials used in NTIC's products are exposed to commodity price changes. The primary commodity price exposures are with a variety of plastic and bioplastic resins.

Any outstanding advances under NTIC's Credit Facility with JPM bear interest at a floating rate, at the option of NTIC, equal to either the CB Floating Rate or the Adjusted SOFR Rate, as defined above. Borrowings of \$4,291,608 were outstanding under the Credit Facility as of August 31, 2024.

Both term loans undertaken by NTIC China with China Construction Bank Corporation have an annual interest rate of 3.25% with interest due monthly. The current outstanding balance as of August 31, 2024 for both term loans is a total of USD \$2,820,835.

Related Party Transactions

Since NTIC's joint ventures are considered related parties, NTIC recorded sales to its joint ventures as a separate line item on the face of NTIC's consolidated statements of operations and recorded fees for services provided to its joint ventures as separate line items on the face of NTIC's consolidated statements of operations. NTIC also records trade receivables from joint ventures, receivables for fees for services provided to joint ventures, and NTIC's investments in joint ventures as separate line items on its consolidated balance sheets.

NTIC established its joint venture network approximately 30 years ago as a method to increase its worldwide distribution network for ZERUST[®] rust and corrosion inhibiting products and services. NTIC participates, either directly or indirectly, in 16 active joint venture arrangements in North America, Europe, and Asia. Each of these joint ventures generally manufactures and markets finished products in the geographic territory to which it is assigned. NTIC's joint venture partners are knowledgeable in the applicable environmental, labor, tax, and other requisite regulations and laws of the respective foreign countries in which they operate, as well as the local customs and business practices. NTIC's revenue recognition policy for sales to its joint ventures is the same as its policy for sales to unaffiliated customers.

The fees for services provided to joint ventures are determined based on either a flat fee or a percentage of sales depending on local laws and tax regulations. With respect to NTIC's joint venture in Germany, EXCOR, NTIC recognizes an agreed upon quarterly fee for such services. NTIC records revenue related to fees for services provided to joint ventures when earned, amounts are determinable, and collectability is reasonably assured. Under NTIC's agreements with its joint ventures, fee amounts are earned when product is shipped from joint venture facilities. NTIC reviews the financial situation of each joint venture to assist in the likelihood of collections on amounts earned. From time to time, NTIC elects to account for such fees on a cash basis for certain joint ventures when uncertainty exists surrounding the collections of such fees. There are no fees being accounted for in this manner at present. The expenses incurred in support of its joint ventures are direct expenses that NTIC incurs related to its joint ventures and include such items as employee compensation and benefit expenses, travel expense, insurance, consulting expense, legal expense, and lab supplies and testing expense.

See Note 13 to NTIC's consolidated financial statements for other related party transaction disclosures.

Critical Accounting Policies and Estimates

The preparation of NTIC's consolidated financial statements requires management to make estimates and judgments that affect the reported amount of assets, liabilities, revenues and expenses, and related disclosure of contingent assets and liabilities. The Securities and Exchange Commission has defined a company's most critical accounting policies as those that are most important to the portrayal of its financial condition and results of operations and those which require the company to make its most difficult and subjective judgments, often as a result of the need to make estimates of matters that are inherently uncertain. Based on this definition, NTIC has identified the following critical accounting policies. Although NTIC believes that its estimates and assumptions are reasonable, they are based upon information available when they are made. Actual results may differ significantly from these estimates under different assumptions or conditions.

Principles of Consolidation

NTIC evaluates its voting and variable interests in entities on a qualitative and quantitative basis. NTIC consolidates entities in which it concludes it has the power to direct the activities that most significantly impact an entity's economic success and has the obligation to absorb losses or the right to receive benefits that could be significant to the entity. All such relationships are evaluated on an ongoing basis. The consolidated financial statements included in this report include the accounts of Northern Technologies International Corporation, its wholly-owned subsidiaries, Northern Technologies Holding Company, LLC, NTIC (Shanghai) Co., Ltd., NTIC Europe GmbH ZERUST-EXCOR MEXICO, S. de R.L. de C.V., and HNTI Limited, NTIC's majority-owned subsidiary in Brazil, Zerust Prevenção de Corrosão S.A., NTIC's majority-owned holding company, NTI Asean LLC, and NTIC's majority-owned subsidiary in India, Natur-Tec India Private Limited, Natur-Tec Lanka, Zerust Singapore Pte Ltd (Zerust Singapore), Zerust Vietnam Co. Ltd (Zerust Vietnam) and Zerust Taiwan Co. Ltd (Zerust Taiwan). NTIC's consolidated financial statements do not include the accounts of any of its joint ventures.

Investments in Joint Ventures and Recoverability of Investments in Joint Ventures

NTIC's investments in its joint ventures are accounted for using the equity method. NTIC assesses its joint ventures for impairment on an annual basis as of August 31 of each year as part of its fiscal year end analysis. In addition to the annual review for impairment, NTIC reviews the operating results of each joint venture on a quarterly basis in comparison to its historical operating results and its accrual for fees for services provided to joint ventures. If the operating results of a joint venture do not meet NTIC's financial performance expectations, an additional evaluation is performed on the joint venture. In addition to the annual assessments for impairment, non-periodic assessments for impairment may occur if cash remittances are less than accrued balances, a joint venture's management requests capital, or other events occur suggesting anything other than temporary decline in value. If an investment were determined to be impaired, then a reserve would be created to reflect the impairment on the financial results of NTIC. NTIC's evaluation of its investments in joint ventures requires NTIC to make assumptions about future cash flows of its joint ventures. These assumptions require significant judgment, and actual results may differ from assumed or estimated amounts.

Investments at Carrying Value

If NTIC is no longer able to exercise significant influence over operating and financial policy of a joint venture previously accounted for under the equity method, it maintains the investment at the carrying value as of the date that significant influence no longer exists and discontinues accruing the proportionate earnings or losses of the investment.

Investments are considered to be impaired when a decline in fair value is judged to be other-than-temporary. Fair value is calculated based on publicly available market information or other estimates determined by management. NTIC employs a systematic methodology on a quarterly basis that considers available quantitative and qualitative evidence in evaluating potential impairment of its investments. If the cost of an investment exceeds its fair value, NTIC evaluates, among other factors, general market conditions, credit quality of debt instrument issuers, the duration and extent to which the fair value is less than cost, and for equity securities, its intent and ability to hold, or plans to sell, the investment. NTIC also considers specific adverse conditions related to the financial health of and business outlook for the investee, including industry and sector performance, changes in technology, and operational and financing cash flow factors. Once a decline in fair value is determined to be other-than-temporary, an impairment charge is recorded to other income (expense), and a new cost basis in the investment is established.

Revenue Recognition

Revenue is measured based on consideration specified in the contract with a customer, adjusted for any applicable estimates of variable consideration and other factors affecting the transaction price, including noncash consideration, consideration paid or payable to customers, and significant financing components. While most of NTIC's revenue is contracted with customers through one-time purchase orders and short-term contracts, NTIC does have long-term arrangements with certain customers. Revenue from all customers is recognized when a performance obligation is satisfied by transferring control of a distinct good or service to a customer. The transaction price for NTIC's products is the invoiced amount. Revenue is recognized when transfer of control occurs as defined by the terms in the customer agreement, generally upon shipment of product.

With respect to recording revenue related to fees earned for services provided to NTIC's joint ventures, amounts are earned when product is shipped from joint venture facilities, at which point a sale is deemed to have occurred and results in obligation for the joint venture to pay the royalty and recognition of the fee by NTIC. The support and services NTIC provides its joint ventures include consulting, travel, insurance, technical and marketing services to existing joint ventures, legal fees incurred in the establishment of new joint ventures, registration and promotion and legal defense of worldwide trademarks, and legal fees incurred in connection with the filing of patent applications based on licensing or other agreements with its joint ventures. NTIC receives fees for the services it provides to its joint ventures based primarily on the net sales by NTIC's joint ventures. The fees for support services received by NTIC from its joint ventures are generally determined based on either a flat fee or a percentage of net sales by NTIC's joint ventures depending on local laws and tax regulations. Under NTIC's agreements with its joint ventures, amounts are earned when product is shipped from joint venture facilities. NTIC reviews the financial situation of each of its joint ventures to assist in the likelihood of collections on amounts earned. NTIC elects to account for these fees on a cash basis for certain joint ventures when uncertainty exists surrounding the collections of such fees.

Accounts Receivable

Trade receivables arise from sales of NTIC's products and services to NTIC's joint ventures and to unaffiliated customers. Trade receivables from joint ventures arise from sales NTIC makes to its joint ventures of products and the essential additives required to make ZERUST[®] industrial corrosion inhibiting products functional. Receivables for services to NTIC's joint ventures are contractually based primarily on a percentage of the sales of the joint ventures and are intended to compensate NTIC for services NTIC provides to its joint ventures, including consulting, legal, travel, insurance, technical, and marketing services.

Payment terms for NTIC's unaffiliated customers are determined based on credit risk and vary by customer. NTIC typically offers standard payment terms of net 30 days to unaffiliated customers. Payment terms for NTIC's joint ventures also are determined based on credit risk; however, additional consideration is given to the individual joint venture due to the transportation time associated with ocean delivery of most products and certain other factors. NTIC typically offers payment terms to joint ventures of net 90 days. NTIC does not accrue interest on past due accounts receivable. NTIC reviews the credit histories of its customers, including its joint ventures, before extending unsecured credit. NTIC values accounts receivable net of an allowance for credit losses. Each quarter, NTIC prepares an analysis of its ability to collect outstanding receivables that provides a basis for an allowance estimate for credit losses. NTIC determines the allowance for credit losses based on historical information, changes in current economic conditions and reasonable and supportable forecasts of future economic conditions. The allowance for credit losses is measured on a collective (pool) basis when trade receivables share similar risk characteristics. Trade receivables that do share similar risk characteristics are evaluated on an individual basis and are also not included in the collective (pool) evaluation.

Goodwill Impairment

Goodwill represents the excess purchase price over the fair value of tangible net assets acquired in acquisitions after amounts have been allocated to intangible assets. Goodwill is tested for impairment annually (at August 31), or more frequently when events or changes in circumstances indicate that the asset might be impaired. Examples of such events or circumstances include, but are not limited to, a significant adverse change in legal or business climate, an adverse regulatory action or unanticipated competition.

Recoverability of Long-Lived Assets

NTIC reviews its long-lived assets whenever events or changes in circumstances indicate the carrying amount of the assets may not be recoverable and determines potential impairment by comparing the carrying value of the assets with expected net cash flows expected to be provided by operating activities of the business or related products. If the sum of the expected undiscounted future net cash flows were less than the carrying value, NTIC would determine whether an impairment loss should be recognized. An impairment loss would be measured by comparing the amount by which the carrying value exceeds the fair value of the asset.

Foreign Currency Translation (Accumulated Other Comprehensive Loss)

The functional currency of each international joint venture and subsidiary is the applicable local currency. The translation of the applicable foreign currencies into U.S. dollars is performed for balance sheet accounts using exchange rates in effect at the balance sheet date and for revenue and expense accounts using an average monthly exchange rate. Translation gains or losses are reported as an element of accumulated other comprehensive income (loss).

NTIC (excluding NTIC China, Zerust Brazil, Natur-Tec India, Natur-Tec Lanka, NTI Asean, Zerust Singapore, Zerust Vietnam, Zerust Taiwan, Zerust Mexico, Zerust India, NTI Europe, and NTIC's joint ventures) conducts all foreign transactions based on the U.S. dollar. Since NTIC's investments in its joint ventures are accounted for using the equity method, any changes in foreign currency exchange rates would be reflected as a foreign currency translation adjustment and would not change the equity in income from joint ventures reflected in NTIC's consolidated statements of operations.

Stock-Based Compensation

NTIC recognizes compensation cost relating to share-based payment transactions, including grants of employee stock options and transactions under NTIC's employee stock purchase plan, in its consolidated financial statements. That cost is measured based on the fair value of the equity or liability instruments issued. NTIC measures the cost of employee services received in exchange for stock options or other stock-based awards based on the grant-date fair value of the award and recognizes the cost over the period the employee is required to provide services for the award.

Inventory Valuation

NTIC's inventories consist primarily of production materials and finished goods. NTIC purchases production materials and finished goods based on forecasted demand and records inventory at the lower of cost or net realizable value. Cost is determined by the first-in, first-out (FIFO) method. Management regularly assesses inventory valuation based on current and forecasted usage, demand and pricing, shelf life, customer inventory-related contractual obligations, and other considerations. If actual results differ from management estimates with respect to the actual or projected selling of inventories at amounts less than their carrying amounts, NTIC would adjust its inventory balances accordingly.

Income Taxes

NTIC utilizes the asset and liability method of accounting for income taxes, which requires the recognition of deferred tax assets and liabilities for the expected future tax consequences of events that have been included in the consolidated financial statements. Deferred income tax assets and liabilities are determined based on the differences between the financial statement and tax basis of assets and liabilities using enacted tax rates in effect for the year in which the differences are expected to reverse. The effect of a change in tax rates on deferred tax assets and liabilities is recognized in operations in the period that includes the enactment date.

NTIC records net deferred tax assets to the extent NTIC believes these assets will more likely than not be realized. In making such a determination, NTIC considers all available positive and negative evidence, including future reversals of existing taxable temporary differences, projected future taxable income, tax-planning strategies, and results of recent operations, including the prior three-year history. In the event NTIC determines that it would be able to realize its deferred tax assets in the future in excess of their net recorded amount, NTIC makes an adjustment to the deferred tax asset valuation allowance, which would reduce the provision for income taxes.

Recent Accounting Pronouncements

See Note 2 to NTIC's consolidated financial statements for a discussion of recent accounting pronouncements.

Item 7A. QUANTITATIVE AND QUALITATIVE DISCLOSURES ABOUT MARKET RISK

NTIC is exposed to some market risk stemming from changes in foreign currency exchange rates, commodity prices and interest rates.

Because the functional currency of NTIC's foreign operations and investments in its foreign joint ventures is the applicable local currency, NTIC is exposed to foreign currency exchange rate risk arising from transactions in the normal course of business. NTIC's principal exchange rate exposure is with the Euro, the Japanese Yen, the Indian Rupee, the Chinese Renminbi, the South Korean Won, and the English Pound against the U.S. Dollar. NTIC's fees for services provided to joint ventures and dividend distributions from these foreign entities are paid in foreign currencies, and, thus, fluctuations in foreign currency exchange rates could result in declines in NTIC's reported net income. Since NTIC's investments in its joint ventures are accounted for using the equity method, any changes in foreign currency exchange rates would be reflected as a foreign currency translation adjustment and would not change NTIC's equity in income from joint ventures reflected in its consolidated statements of operations. NTIC does not hedge against its foreign currency exchange rate risk.

Some raw materials used in NTIC's products are exposed to commodity price changes. The primary commodity price exposures are with a variety of plastic resins.

With respect to interest rate risk, any outstanding advances under NTIC's Credit Facility with JPM bear interest at a floating rate, at the option of NTIC, equal to either the CB Floating Rate or the Adjusted SOFR Rate, as defined above. Borrowings of \$4,291,608 were outstanding under the Credit Facility as of August 31, 2024. Both term loans undertaken by NTIC China with China Construction Bank Corporation have an annual interest rate of 3.25% with interest due monthly. The current outstanding balance as of August 31, 2024 for both term loans is a total of USD \$2,820,835.

Item 8. FINANCIAL STATEMENTS AND SUPPLEMENTARY DATA

INDEX TO CONSOLIDATED FINANCIAL STATEMENTS

The following items are included herein:

	<u>Page</u>
Report of Independent Registered Public Accounting Firm (PCAOB Firm ID # 23)	56
Consolidated Balance Sheets as of August 31, 2024 and 2023	57
Consolidated Statements of Operations for the years ended August 31, 2024 and 2023	58
Consolidated Statements of Comprehensive Income for the years ended August 31, 2024 and 2023	59
Consolidated Statements of Equity for the years ended August 31, 2024 and 2023	60
Consolidated Statements of Cash Flows for the years ended August 31, 2024 and 2023	61
Notes to Consolidated Financial Statements	62-82

REPORT OF INDEPENDENT REGISTERED PUBLIC ACCOUNTING FIRM

To the shareholders and the board of directors of
Northern Technologies International Corporation and Subsidiaries:

Opinion on the Financial Statements

We have audited the accompanying consolidated balance sheets of Northern Technologies International Corporation and Subsidiaries (the "Company") as of August 31, 2024 and 2023, the related consolidated statements of operations, comprehensive income, equity, and cash flows, for each of the two years in the period ended August 31, 2024, and the related notes (collectively referred to as the "consolidated financial statements"). In our opinion, the consolidated financial statements present fairly, in all material respects, the financial position of the Company as of August 31, 2024 and 2023, and the results of its operations and its cash flows for each of the two years in the period ended August 31, 2024, in conformity with accounting principles generally accepted in the United States of America.

Basis for Opinion

These consolidated financial statements are the responsibility of the Company's management. Our responsibility is to express an opinion on the Company's consolidated financial statements based on our audits. We are a public accounting firm registered with the Public Company Accounting Oversight Board (United States) ("PCAOB") and are required to be independent with respect to the Company in accordance with the U.S. federal securities laws and the applicable rules and regulations of the Securities and Exchange Commission and the PCAOB.

We conducted our audits in accordance with the standards of the PCAOB. Those standards require that we plan and perform the audit to obtain reasonable assurance about whether the consolidated financial statements are free of material misstatement, whether due to error or fraud. The Company is not required to have, nor were we engaged to perform, an audit of its internal control over financial reporting. As part of our audits we are required to obtain an understanding of internal control over financial reporting but not for the purpose of expressing an opinion on the effectiveness of the Company's internal control over financial reporting. Accordingly, we express no such opinion.

Our audits included performing procedures to assess the risks of material misstatement of the consolidated financial statements, whether due to error or fraud, and performing procedures that respond to those risks. Such procedures included examining, on a test basis, evidence regarding the amounts and disclosures in the consolidated financial statements. Our audits also included evaluating the accounting principles used and significant estimates made by management, as well as evaluating the overall presentation of the consolidated financial statements. We believe that our audits provide a reasonable basis for our opinion.

Critical Audit Matters

Critical audit matters are matters arising from the current period audit of the financial statements that were communicated or required to be communicated to the audit committee and that: (1) relate to accounts or disclosures that are material to the financial statements and (2) involved our especially challenging, subjective, or complex judgments. We determined that there are no critical audit matters.

/s/ Baker Tilly US, LLP

We have served as the Company's auditor since 2004.

Minneapolis, Minnesota

November 19, 2024

**NORTHERN TECHNOLOGIES INTERNATIONAL CORPORATION
AND SUBSIDIARIES**
CONSOLIDATED BALANCE SHEETS - AUGUST 31, 2024 AND 2023

	<u>August 31, 2024</u>	<u>August 31, 2023</u>
ASSETS		
CURRENT ASSETS:		
Cash and cash equivalents	\$ 4,952,184	\$ 5,406,173
Receivables:		
Trade excluding joint ventures, less allowance for credit losses of \$310,000 and \$533,000 as of August 31, 2024 and 2023, respectively	18,798,067	15,645,130
Trade, joint ventures	389,012	187,912
Fees for services provided to joint ventures	1,235,016	1,296,594
Dividend receivable from joint venture	—	1,986,027
Income taxes	392,293	325,233
Inventories, net	14,390,844	13,096,489
Prepaid expenses	1,421,803	1,727,998
Total current assets	<u>\$ 41,579,219</u>	<u>\$ 39,671,556</u>
PROPERTY AND EQUIPMENT, NET	16,265,653	14,065,354
OTHER ASSETS:		
Investments in joint ventures	25,397,287	23,705,714
Deferred income tax, net	544,464	530,944
Intangible assets, net	5,682,945	6,159,485
Goodwill	4,782,376	4,782,376
Operating lease right of use assets	424,558	428,874
Total other assets	<u>36,831,630</u>	<u>35,607,393</u>
Total assets	<u>\$ 94,676,502</u>	<u>\$ 89,344,303</u>
LIABILITIES AND EQUITY		
CURRENT LIABILITIES:		
Line of credit	\$ 4,291,608	\$ 3,600,000
Term loan	2,820,835	2,757,176
Accounts payable	6,393,355	6,056,329
Income taxes payable	327,781	501,379
Accrued liabilities:		
Payroll and related benefits	3,163,372	2,305,400
Other	574,876	1,160,289
Current portion of operating leases	325,116	340,799
Total current liabilities	<u>17,896,943</u>	<u>16,721,372</u>
LONG-TERM LIABILITIES:		
Deferred income tax, net	1,504,796	1,836,059
Operating leases, less current portion	99,442	88,075
Total long-term liabilities	<u>\$ 1,604,238</u>	<u>\$ 1,924,134</u>
COMMITMENTS AND CONTINGENCIES (Note 15)		
EQUITY:		
Preferred stock, no par value; authorized 10,000 shares; none issued and outstanding	—	—
Common stock, \$0.02 par value per share; authorized 15,000,000 shares; issued and outstanding 9,466,976 and 9,424,102, respectively	189,340	188,482
Additional paid-in capital	23,615,564	21,986,767
Retained earnings	53,771,211	51,004,427
Accumulated other comprehensive loss	(6,382,124)	(6,823,403)
Stockholders' equity	<u>71,193,991</u>	<u>66,356,273</u>
Non-controlling interests	3,981,330	4,342,524
Total equity	<u>75,175,321</u>	<u>70,698,797</u>
Total liabilities and equity	<u>\$ 94,676,502</u>	<u>\$ 89,344,303</u>

See notes to consolidated financial statements.

**NORTHERN TECHNOLOGIES INTERNATIONAL CORPORATION
AND SUBSIDIARIES**
CONSOLIDATED STATEMENTS OF OPERATIONS
YEARS ENDED AUGUST 31, 2024 AND 2023

	<u>2024</u>	<u>2023</u>
NET SALES:		
Net sales	\$ 85,059,517	\$ 79,902,952
Cost of goods sold	51,273,155	52,099,121
Gross profit	33,786,362	27,803,831
JOINT VENTURE OPERATIONS:		
Equity in income from joint ventures	4,223,296	6,452,719
Fees for services provided to joint ventures	5,251,782	5,189,185
Total joint venture operations	9,475,078	11,641,904
OPERATING EXPENSES:		
Selling expenses	16,413,672	15,290,897
General and administrative expenses	14,176,494	13,166,270
Research and development expenses	4,802,791	4,967,922
Total operating expenses	35,392,957	33,425,089
OPERATING INCOME	7,868,483	6,020,646
INTEREST INCOME	118,827	28,490
INTEREST EXPENSE	(340,129)	(461,805)
INCOME BEFORE INCOME TAX EXPENSE	7,647,181	5,587,331
INCOME TAX EXPENSE	1,325,797	1,349,600
NET INCOME	6,321,384	4,237,731
NET INCOME ATTRIBUTABLE TO NON-CONTROLLING INTERESTS	912,302	1,325,455
NET INCOME ATTRIBUTABLE TO NTIC	\$ 5,409,082	\$ 2,912,276
NET INCOME ATTRIBUTABLE TO NTIC PER COMMON SHARE:		
Basic	\$ 0.57	\$ 0.31
Diluted	\$ 0.55	\$ 0.30
WEIGHTED AVERAGE COMMON SHARES ASSUMED OUTSTANDING:		
Basic	9,434,020	9,359,504
Diluted	9,833,450	9,693,482
CASH DIVIDENDS DECLARED PER COMMON SHARE	\$ 0.28	\$ 0.28

See notes to consolidated financial statements.

**NORTHERN TECHNOLOGIES INTERNATIONAL CORPORATION
AND SUBSIDIARIES**
CONSOLIDATED STATEMENTS OF COMPREHENSIVE INCOME
YEARS ENDED AUGUST 31, 2024 AND 2023

	<u>2024</u>	<u>2023</u>
NET INCOME	\$ 6,321,384	\$ 4,237,731
OTHER COMPREHENSIVE INCOME – FOREIGN CURRENCY TRANSLATION ADJUSTMENT	<u>422,859</u>	<u>445,338</u>
COMPREHENSIVE INCOME	6,744,243	4,683,069
LESS: COMPREHENSIVE INCOME ATTRIBUTABLE TO NON-CONTROLLING INTERESTS	<u>(893,882)</u>	<u>(1,349,064)</u>
COMPREHENSIVE INCOME ATTRIBUTABLE TO NTIC	<u>\$ 5,850,361</u>	<u>\$ 3,334,005</u>

See notes to consolidated financial statements.

**NORTHERN TECHNOLOGIES INTERNATIONAL CORPORATION
AND SUBSIDIARIES
CONSOLIDATED STATEMENTS OF EQUITY
YEARS ENDED AUGUST 31, 2024 AND 2023**

	STOCKHOLDERS' EQUITY						
	Common Stock		Additional Paid-in Capital	Retained Earnings	Accumulated Other Comprehensive Loss	Non- Controlling Interests	Total Equity
	Shares	Amount					
BALANCE AT AUGUST 31, 2022	9,232,484	\$184,650	\$19,939,131	\$ 50,716,613	\$ (7,245,132)	\$ 3,649,034	\$ 67,244,296
Stock options exercised	184,432	3,689	634,581	—	—	—	638,270
Stock issued for employee stock purchase plan	7,186	143	75,321	—	—	—	75,464
Stock option expense	—	—	1,337,734	—	—	—	1,337,734
Dividends paid to stockholders	—	—	—	(2,624,462)	—	—	(2,624,462)
Dividend received by non-controlling interest	—	—	—	—	—	(655,574)	(655,574)
Net income	—	—	—	2,912,276	—	1,325,455	4,237,731
Other comprehensive loss	—	—	—	—	421,729	23,609	445,338
BALANCE AT AUGUST 31, 2023	9,424,102	\$188,482	\$21,986,767	\$ 51,004,427	\$ (6,823,403)	\$ 4,342,524	\$ 70,698,797
Stock options exercised	36,094	722	167,797	—	—	—	168,519
Stock issued for employee stock purchase plan	6,780	136	79,831	—	—	—	79,967
Stock option expense	—	—	1,381,169	—	—	—	1,381,169
Dividends paid to stockholders	—	—	—	(2,642,298)	—	—	(2,642,298)
Dividend received by non-controlling interest	—	—	—	—	—	(1,255,076)	(1,255,076)
Net income	—	—	—	5,409,082	—	912,302	6,321,384
Other comprehensive income	—	—	—	—	441,279	(18,420)	422,859
BALANCE AT AUGUST 31, 2024	9,466,976	\$189,340	\$23,615,564	\$ 53,771,211	\$ (6,382,124)	\$ 3,981,330	\$ 75,175,321

See notes to consolidated financial statements.

**NORTHERN TECHNOLOGIES INTERNATIONAL CORPORATION
AND SUBSIDIARIES**
CONSOLIDATED STATEMENTS OF CASH FLOWS
FOR THE YEARS ENDED AUGUST 31, 2024 AND 2023

	<u>2024</u>	<u>2023</u>
CASH FLOWS FROM OPERATING ACTIVITIES:		
Net income	\$ 6,321,384	\$ 4,237,731
Adjustments to reconcile net income to net cash provided by operating activities:		
Stock-based compensation	1,381,169	1,337,734
Depreciation expense	1,156,364	1,042,505
Amortization expense	596,700	588,454
Loss on disposal of assets	—	(8,534)
Change in allowance for credit losses	(233,539)	94,000
Equity in income from joint ventures	(4,223,296)	(6,452,719)
Dividends received from joint ventures	2,997,164	5,639,198
Deferred income taxes	(336,252)	(395,001)
Changes in current assets and liabilities:		
Receivables:		
Trade, excluding joint ventures	(2,814,964)	(1,956,234)
Trade, joint ventures	(201,100)	509,949
Fees for services provided to joint ventures	61,578	468,523
Dividends receivable from joint venture	1,986,027	(1,986,027)
Income taxes	(311,731)	(325,233)
Inventories, net	(1,333,954)	3,030,665
Prepaid expenses and other	308,064	287,970
Accounts payable	449,009	(1,509,226)
Income tax payable	(151,720)	(504,403)
Accrued liabilities	232,290	1,441,867
Net cash provided by operating activities	<u>5,883,193</u>	<u>5,541,219</u>
CASH FLOWS FROM INVESTING ACTIVITIES:		
Proceeds from the sale of available for sale securities	—	5,590
Purchases of property and equipment	(3,298,067)	(3,247,652)
Proceeds from sale of property and equipment	—	13,000
Investments in patents	(120,161)	(114,062)
Net cash used in investing activities	<u>(3,418,228)</u>	<u>(3,343,124)</u>
CASH FLOWS FROM FINANCING ACTIVITIES:		
Dividend received by non-controlling interest	(1,255,076)	(655,574)
Repayments on the line of credit	—	(2,300,000)
Proceeds from line of credit	691,608	—
Proceeds from term loan	—	2,812,504
Dividends paid on NTIC common stock	(2,642,298)	(2,624,462)
Proceeds from employee stock purchase plan	79,967	75,464
Proceeds from exercise of stock options	168,519	638,270
Net cash used in financing activities	<u>(2,957,280)</u>	<u>(2,053,798)</u>
EFFECT OF EXCHANGE RATE CHANGES ON CASH AND CASH EQUIVALENTS	<u>38,326</u>	<u>(72,014)</u>
NET (DECREASE) INCREASE IN CASH AND CASH EQUIVALENTS	(453,989)	72,283
CASH AND CASH EQUIVALENTS AT BEGINNING OF YEAR	<u>5,406,173</u>	<u>5,333,890</u>
CASH AND CASH EQUIVALENTS AT END OF YEAR	<u>\$ 4,952,184</u>	<u>\$ 5,406,173</u>

See notes to consolidated financial statements.

NORTHERN TECHNOLOGIES INTERNATIONAL CORPORATION AND SUBSIDIARIES

NOTES TO CONSOLIDATED FINANCIAL STATEMENTS YEARS ENDED AUGUST 31, 2024 AND 2023

1. NATURE OF BUSINESS AND SIGNIFICANT ACCOUNTING POLICIES

Nature of Business – Northern Technologies International Corporation and its Subsidiaries (collectively, the Company) develop and market proprietary environmentally beneficial products and services in over 65 countries either directly or via a network of subsidiaries, joint ventures, independent distributors, and agents. The Company’s primary business is corrosion prevention marketed mainly under the ZERUST® brand. The Company has been selling its proprietary ZERUST® products and services to the automotive, electronics, electrical, mechanical, military, and retail consumer markets for over 50 years and, more recently, has also expanded into the oil and gas industry. Additionally, the Company markets and sells a portfolio of proprietary bio-based and certified compostable (fully biodegradable) polymer resin compounds and finished products under the Natur-Tec® brand. These sustainable packaging products are intended to reduce the Company’s customers’ carbon footprint and provide environmentally sound waste disposal options. The Company’s two operating and reportable segments are ZERUST® and Natur-Tec®.

The Company participates, either directly or indirectly, in 15 active joint venture arrangements in North America, Europe, and Asia. Each of these joint ventures generally manufactures and markets products in the geographic territory to which it is assigned. While most of the Company’s joint ventures exclusively sell rust and corrosion inhibiting products, some of the joint ventures also sell the Company’s Natur-Tec® resin compounds and finished products. The profits of joint ventures are shared by the respective joint venture owners in accordance with their respective ownership percentages. The Company typically owns 50% or less of its joint venture entities and does not control the decisions of these entities, including dividend declaration or amount in any given year.

Principles of Consolidation – NTIC evaluates its voting and variable interests in entities on a qualitative and quantitative basis. NTIC consolidates entities in which it concludes it has the power to direct the activities that most significantly impact an entity’s economic success and has the obligation to absorb losses or the right to receive benefits that could be significant to the entity. The consolidated financial statements include the accounts of Northern Technologies International Corporation, its wholly owned subsidiaries, Northern Technologies Holding Company, LLC, NTIC (Shanghai) Co., Ltd. (NTIC China), ZERUST-EXCOR MEXICO, S. de R.L. de C.V (Zerust Mexico), NTIC Europe GmbH (NTI Europe), and HNTI Limited (Zerust India), NTIC’s majority-owned subsidiary in India, Natur-Tec India Private Limited (Natur-Tec India), NTIC’s majority-owned subsidiary in Brazil, Zerust Prevenção de Corrosão S.A. (Zerust Brazil), NTIC’s majority-owned subsidiary in Sri Lanka, Natur Tec Lanka (Pvt) Ltd (Natur Tec Lanka), and NTIC’s majority-owned holding company, NTI Asean LLC (NTI Asean), and its wholly owned subsidiaries Zerust Singapore Pte Ltd (Zerust Singapore), Zerust Vietnam Co. Ltd (Zerust Vietnam) and Zerust Taiwan Co. Ltd (Zerust Taiwan). NTIC’s consolidated financial statements do not include the accounts of any of its joint ventures.

Non-Controlling Interests – The Company owns 75% of Natur-Tec India, 75% of Natur Tec Lanka, 85% of Zerust Brazil, 60% of NTI Asean, Zerust Singapore Pte Ltd, Zerust Vietnam Co Ltd and Zerust Taiwan Co Ltd. The remaining ownership of the consolidated entities are accounted for as non-controlling interests and reported as part of equity in the consolidated financial statements. The Company allocates gains and losses to the non-controlling interest even when such allocation results in a deficit balance, reducing the losses attributed to the controlling interest. Changes in ownership interests are treated as equity transactions if the Company maintains control.

Net Sales – The Company includes net sales to its joint ventures and net sales to unaffiliated customers on its consolidated statements of operations. There are no sales originating from the Company’s joint ventures to unaffiliated customers included in the amount, as the Company’s investments in its joint ventures are accounted for using the equity method.

When determining recognition of revenue arrangements the Company performs the following five steps: (1) identify the contracts with a customer; (2) identify the performance obligations in the contract; (3) determine the transaction

price; (4) allocate the transaction price to the performance obligations in the contract; and (5) recognize revenue when or as the entity satisfies a performance obligation. The Company only applies the five-step model to contracts when it is probable that the entity will collect the consideration it is entitled to in exchange for the goods it transfers to, or services it performs for, the customer.

Generally, the Company's performance obligations are satisfied when the customers take possession of the products, which normally occurs at the shipping point or destination depending on the terms of the contracts. The Company's services are generally sold based upon quotes or contracts with customers that include a fixed or determinable price, and sales arrangements do not contain any significant financing component for its customers. The Company does not recognize revenue related to product warranties, nor does the Company incur significant contract costs. Customer arrangements do not generate contract assets or liabilities.

Revenue Recognition – Revenue is measured based on consideration specified in the contract with a customer, adjusted for any applicable estimates of variable consideration and other factors affecting the transaction price, including noncash consideration, consideration paid or payable to customers, and significant financing components. Revenue from all customers is recognized when a performance obligation is satisfied by transferring control of a distinct good or service to a customer.

Individually promised goods and services in a contract are considered a distinct performance obligation and accounted for separately if the customer can benefit from the individual good or service on its own or with other resources that are readily available to the customer and the good or service is separately identifiable from other promises in the arrangement. When an arrangement includes multiple performance obligations, the consideration is allocated between the performance obligations in proportion to their estimated standalone selling price. Costs related to products delivered are recognized in the period incurred, unless criteria for capitalization of costs are met. Costs of revenues consist primarily of direct labor, manufacturing overhead, materials, and components. The Company does not incur significant upfront costs to obtain a contract. If costs to obtain a contract were to become material, the costs would be recorded as an asset and amortized to expense in a manner consistent with the related recognition of revenue.

The Company excludes government assessed and imposed taxes on revenue generating transactions that are invoiced to customers from revenue. The Company includes freight billed to customers in revenue. Shipping and handling costs associated with outbound freight after control over a product has transferred to a customer are accounted for as a fulfillment cost and are included in cost of goods sold.

The timing of revenue recognition, billing, and cash collections results in accounts receivable on the consolidated balance sheet.

Performance Obligations – A performance obligation is a promise in a contract to transfer a distinct good or service to the customer. A contract's transaction price is allocated to each distinct performance obligation in proportion to its standalone selling price and recognized as revenue when, or as, the performance obligation is satisfied. The Company's various performance obligations and the timing or method of revenue recognition are discussed below. The Company's technical service consultants work directly with the end users of NTIC's ZERUST[®] rust and corrosion inhibiting products to analyze their specific needs and develop systems to meet their performance requirements.

The Company sells its products to both distributors and end-users. Each unit of product delivered under a customer order represents a distinct and separate performance obligation, as the customer can benefit from each unit on its own or with other resources that are readily available to the customer, and each unit of product is separately identifiable from other products in the arrangement.

The transaction price for the Company's products is the invoiced amount. The Company does not have variable consideration in the form of refunds, credits, rebates, price concessions, pricing incentives, or other items impacting transaction price. The purchase order pricing in arrangements with customers is deemed to approximate standalone selling price; therefore, the Company does not need to allocate proceeds on a relative standalone selling price allocation between performance obligations. The Company applies the practical expedient in paragraph 606-10-50-

14 and does not disclose information about remaining performance obligations that have original expected durations of one year or less. There are no material obligations that extend beyond one year.

Revenue is recognized when transfer of control occurs, as defined by the terms in the customer agreement. The Company immediately recognizes incidental items that are immaterial in the context of the contract. The Company has applied the practical expedient in paragraph 606-10-25-16A and does not assess if immaterial items are promised goods or services. The Company has also applied the practical expedient in paragraph 606-10-32-18 regarding the adjustment of the promised amount of consideration for the effects of a significant financing component when the customer pays for that good or service within one year or less, as the Company does not have any significant financing components in its customer arrangements since payment is received at or shortly after the point of sale, generally 30 to 90 days.

The Company estimates returns based on an analysis of historical experience if the right to return products is granted to its customers. The Company does not record a return asset, as non-conforming products are generally not returned. The Company's return policy does not vary by geography. The customer has no rotation or price protection rights, and the Company is not under a warranty obligation.

Sales Commissions – Sales commissions paid to sales representatives are eligible for capitalization, as they are incremental costs that would not have been incurred without entering into a specific sales arrangement and are recoverable through the expected margin on the transaction. The Company has elected to apply the practical expedient provided by ASC 340-40-25-4 and recognize the incremental costs of obtaining contracts as an expense when incurred, as the amortization period of the assets that would have otherwise been recognized is one year or less. The Company records these costs as a selling expense.

Product Warranty – The Company offers warranties on various products and services. These warranties are assurance type warranties that are not sold on a standalone basis; therefore, they are not considered distinct performance obligations. The Company estimates the costs that may be incurred under its warranties and records a liability in the amount of such costs at the time the revenue is recognized for the product sale.

International Revenue – The Company markets its products to numerous countries in North America, Europe, Latin America, Asia, and other parts of the world. See Note 11, Segment and Geographic Information, for information regarding revenue disaggregation by geography.

Trade Receivables – Payment terms for the Company's unaffiliated customers are determined based on credit risk and vary by customer. The Company typically offers standard payment terms to unaffiliated customers of net 30 days. The Company does not accrue interest on past due accounts receivable. The Company reviews the credit histories of its customers before extending unsecured credit. The Company presents accounts receivable, net of an allowance for credit losses. The allowance for credit losses reflects management's estimate of amounts that will ultimately not be collected. The Company determines the allowance for credit losses based on historical information, changes in current economic conditions and reasonable and supportable forecasts of future economic conditions. The allowance for credit losses is measured on a collective (pool) basis when trade receivables share similar risk characteristics. Trade receivables that do share similar risk characteristics are evaluated on an individual basis and are also not included in the collective (pool) evaluation.

Trade Receivables from Joint Ventures – Trade receivables from joint ventures arise from sales of products the Company makes to its joint ventures. Payment terms for the Company's joint ventures also are determined based on credit risk; however, additional consideration is given to the individual joint venture due to the transportation time associated with ocean delivery of most products and certain other factors. Generally, accounts receivable from the Company's joint ventures unpaid after 90 days are considered past due. The Company does not accrue interest on past due balances. The Company periodically reviews amounts due from its joint ventures for collectability and, based on past experience and continuous review of the balances due, determined that an allowance for credit losses related to its joint venture receivables was not necessary as of August 31, 2024 or 2023.

Employee Retention Credit (ERC) and Payroll Tax Deferral - On March 27, 2020, the Coronavirus Aid, Relief, and Economic Security Act ("CARES Act") was signed into law providing numerous tax provisions and other stimulus measures, including an employee retention credit ("ERC"), which is a refundable tax credit against certain

employment taxes. The Taxpayer Certainty and Disaster Tax Relief Act of 2020 and the American Rescue Plan Act of 2021 extended and expanded the availability of the ERC.

The Company engaged tax advisors of a Big 4 accounting firm which determined the Company qualified for ERCs. The Company then applied for the ERC in fiscal 2023 for the second and third quarters of that year of \$573,751 and \$566,006, respectively. The Company has elected to account for the credit as a government grant. U.S. GAAP does not include grant accounting guidance for for-profit entities; therefore, the Company has elected to follow the grant accounting model in International Accounting Standard (IAS) 20, Accounting for Government Grants and Disclosure of Government Assistance. In accordance with IAS 20, the Company cannot recognize any income from the grant until there is reasonable assurance (similar to the “probable” threshold in U.S. GAAP) that any conditions attached to the grant will be met and that the grant will be received. Once it is reasonably assured that the grant conditions will be met and that the grant will be received, grant income is recorded on a systematic basis over the periods in which the Company recognizes the payroll expenses for which the grant is intended to compensate. No income was recognized in fiscal 2024 for the ERC. Income from the grant can be presented as either other income or as a reduction in the expenses for which the grant was intended to compensate.

Fees for Services Provided to Joint Ventures – The Company provides services to its joint ventures including consulting, legal, travel, insurance, technical, and marketing services based on licensing or other agreements with its joint ventures. The Company receives fees for the services it provides to its joint ventures. The fees for services received by the Company from its joint ventures are generally based on either a flat fee or a percentage of net sales by the Company’s joint ventures depending on local laws and tax regulations. Under the Company’s agreements with its joint ventures, amounts are earned when product is shipped from joint venture facilities, at which point a sale is deemed to have occurred and results in obligation for the joint venture to pay the royalty and recognition of the fee by the Company. The Company reviews the financial situation of each of its joint ventures to assist in the likelihood of collections on amounts earned. The Company accounts for these fees on a cash basis if uncertainty exists surrounding the collection of such fees.

Cash and Cash Equivalents – The Company includes as cash and cash equivalents highly liquid, short-term investments with maturity of three months or less when purchased, which are readily convertible into known amounts of cash. The Company maintains its cash in high quality financial institutions. The balances, at times, may exceed federally insured limits.

Inventories – Inventories are recorded at the lower of cost (first-in, first-out basis) or net realizable value and include a reduction in value based on slow-moving and obsolete inventory, which amounted to \$365,341 and \$733,965 in the fiscal years ending August 31, 2024 and 2023, respectively.

Property and Equipment and Depreciation – Property and equipment are stated at cost. Depreciation is computed using the straight-line method based on the estimated service lives of the various assets as follows:

Buildings and improvements	5-30 years
Machinery and equipment	3-10 years

Investments in Joint Ventures – Investments in the Company’s joint ventures are accounted for using the equity method. Under the equity method, investments are initially recorded at cost and are adjusted for dividends, distributed and undistributed earnings and losses, changes in foreign currency exchange rates, and additional investments. In the event the Company’s share of a joint venture’s cumulative losses exceeds the Company’s investment balance, the balance is reported at zero value until proportionate income exceeds the losses. The Company assesses its joint ventures for impairment on an annual basis as of August 31 of each year as part of its fiscal year end analysis. In addition to the annual review for impairment, the Company reviews the operating results of each joint venture on a quarterly basis in comparison to its historical operating results and its accrual of fees for services provided to joint ventures. If the operating results of a joint venture do not meet financial performance expectations, an additional evaluation is performed on the joint venture. The Company’s evaluation of its investments in joint ventures requires the Company to make assumptions about future cash flows of its joint ventures. These assumptions require significant judgment, and actual results may differ from assumed or estimated amounts. All investments in joint ventures had positive equity as of August 31, 2024 and 2023. The Company

considers any of its joint ventures to be significant and discloses entity specific financial information if the joint venture's income or assets make up more than 20% of the Company's total assets or income.

The Company classifies distributions received from its joint ventures based on the nature of the distributions, generally, in operating activities on the consolidated statements of cash flows.

If the Company is no longer able to exercise significant influence over operating and financial policy of a joint venture previously accounted for under the equity method, it maintains the investment at the carrying value as of the date that significant influence no longer exists and discontinues accruing the proportionate earnings or losses of the investment.

Investments are considered to be impaired when a decline in fair value is judged to be other-than-temporary. Fair value is calculated based on publicly available market information or other estimates determined by management. The Company employs a systematic methodology on a quarterly basis that considers available quantitative and qualitative evidence in evaluating potential impairment of our investments. If the cost of an investment exceeds its fair value, the Company evaluates, among other factors, general market conditions, credit quality, the duration and extent to which the fair value is less than cost, and for equity securities, the Company's intent and ability to hold, or plans to sell, the investment. The Company also considers specific adverse conditions related to the financial health of and business outlook for the investee, including industry and sector performance, changes in technology, and operational and financing cash flow factors. Once a decline in fair value is determined to be other-than-temporary, an impairment charge is recorded to other income (expense), and a new cost basis in the investment is established. The Company determined that there was no impairment of investments in joint ventures as of August 31, 2024.

Recoverability of Long-Lived Assets – The Company reviews its long-lived assets whenever events or changes in circumstances indicate the carrying amount of the assets may not be recoverable. The Company determines potential impairment by comparing the carrying value of the assets with expected net cash flows expected to be provided by operating activities of the business or related products. If the sum of the expected undiscounted future net cash flows is less than the carrying value, the Company evaluates whether an impairment loss should be recognized. An impairment loss is measured by comparing the amount by which the carrying value exceeds the fair value of the asset. When evaluating assets for impairment, the Company groups long-lived assets with other assets and liabilities at the lowest level for which identifiable cash flows are largely independent of the cash flows of other assets and liabilities. The Company determined that there were no indications that the carrying value of long-lived assets was not recoverable as of August 31, 2024.

Acquisitions of Businesses - Business combinations are accounted for under the acquisition method. Identifiable assets acquired and liabilities and contingent liabilities assumed in a business combination are measured initially at their fair values at the acquisition date. Determining the fair value of assets acquired and liabilities and contingent liabilities assumed requires management's judgment and often involves the use of significant estimates and assumptions, including assumptions with respect to future cash inflows and outflows, probabilities of success, discount rates, and asset lives, among other items. The excess of the fair value of the consideration transferred over the fair value of the Company's share of the identifiable net assets acquired is recorded as goodwill. Acquisition-related expenses are recognized separately from the business combination and are recognized as general and administrative expense as incurred. The Company evaluates the materiality of required disclosures related to our business combinations using quantitative and qualitative measures.

Patents and Trademarks – Patents and trademarks, including acquisition costs, are stated at cost, less accumulated amortization. Amortization is computed using the straight-line method over the estimated useful lives of the respective assets. Upon retirement, the cost of assets disposed and the related accumulated amortization are removed from the accounts, and any resulting gain or loss is credited or charged to operations.

The Company estimates the useful life of patents to be 17 years and customer relationships to be 15 years. This estimate is based on a combination of factors, including the expected duration of patent protection, technological obsolescence, and market conditions. Amortization of intangible assets is recorded using the straight-line method over their estimated useful lives.

Goodwill - Goodwill represents the excess purchase price over the fair value of tangible net assets acquired in acquisitions after amounts have been allocated to intangible assets. Goodwill is tested for impairment annually (at August 31), or more frequently when events or changes in circumstances indicate that the asset might be impaired. Examples of such events or circumstances include, but are not limited to, a significant adverse change in legal or business climate, an adverse regulatory action or unanticipated competition.

The Company assesses qualitative factors to determine whether the existence of events or circumstances would indicate that it is more likely than not that the fair value of the reporting unit is less than its carrying amount. If after assessing the totality of events or circumstances, the Company were to determine that it is more likely than not that the fair value of the reporting unit is less than its carrying amount, then the Company would perform a quantitative test that compares the fair value to its carrying value to determine the amount of any impairment. The Company has determined there was no goodwill impairment during the years ended August 31, 2024 and 2023.

Income Taxes – The Company utilizes the asset and liability method of accounting for income taxes, which requires the recognition of deferred tax assets and liabilities for the expected future tax consequences of events that have been included in the consolidated financial statements. Deferred income tax assets and liabilities are determined based on the differences between the financial statement and tax basis of assets and liabilities using enacted tax rates in effect for the year in which the differences are expected to reverse. The effect of a change in tax rates on deferred tax assets and liabilities is recognized in operations in the period that includes the enactment date.

The Company records net deferred tax assets to the extent the Company believes these assets will more likely than not be realized. In making such a determination, the Company considers all available positive and negative evidence, including future reversals of existing taxable temporary differences, projected future taxable income, tax-planning strategies, and results of recent operations. In the event the Company determines that it would be able to realize its deferred assets in the future in excess of their net recorded amount, the Company makes an adjustment to the deferred tax asset valuation allowance, which would reduce the provision for income taxes.

The Company records uncertain tax positions on the basis of a two-step process whereby the Company determines whether it is more likely than not that the tax positions will be sustained based on the technical merits of the position and those tax positions that meet the more-likely-than-not recognition threshold. The Company recognizes the largest amount of tax benefit that is greater than 50 percent likely to be realized upon ultimate settlement with the related tax authority.

Foreign Currency Translation (Accumulated Other Comprehensive Income (Loss)) – The functional currency of NTIC China, Zerust Brazil, Natur-Tec India, Natur Tec Lanka, Zerust Mexico, Zerust India, Zerust Singapore, Zerust Vietnam, Zerust Taiwan, NTI Europe, and each unconsolidated international joint venture is the applicable local currency. The translation of the applicable foreign currencies into U.S. dollars is performed for balance sheet accounts using exchange rates in effect at the balance sheet date and for revenue and expense accounts using an average monthly exchange rate. Translation gains or losses are reported as an element of other comprehensive income (loss).

The Company (excluding NTIC China, Zerust Brazil, Natur-Tec India, Natur Tec Lanka, Zerust India, Zerust Singapore, Zerust Vietnam, Zerust Taiwan, NTI Asean, Zerust Mexico, NTI Europe, and NTIC's joint ventures) conducts all foreign transactions based on the U.S. dollar. Since investments in joint ventures are accounted for using the equity method, any changes in foreign currency exchange rates are reflected as a foreign currency translation adjustment and do not change the equity in income from joint ventures reflected in the Company's consolidated statements of operations.

Fair Value of Financial Instruments – The carrying value of cash and cash equivalents, short-term accounts receivable, notes payable, trade accounts payables, and other accrued expenses approximate fair value because of the short maturity of those instruments.

Shipping and Handling – The Company records all amounts billed to customers in a sales transaction related to shipping and handling as sales. The Company records costs related to shipping and handling in cost of goods sold.

Research and Development – The Company expenses all costs related to product research and development as incurred.

Common Stock – The Company issues authorized but unissued shares of common stock upon the exercise of stock options.

Stock-Based Compensation – The Company recognizes compensation cost relating to share-based payment transactions, including grants of employee stock options and transactions under the Company’s employee stock purchase plan, in its consolidated financial statements. That cost is measured based on the fair value of the equity or liability instruments issued. The Company measures the cost of employee services received in exchange for stock options and other stock-based awards based on the grant-date fair value of the award and recognizes the cost over the period the employee is required to provide services for the award (generally the vesting term).

Subsequent Events – The Company has evaluated events occurring after the date of the consolidated financial statements through November 19, 2024 for events requiring disclosure in the consolidated financial statements.

Use of Estimates – The preparation of the consolidated financial statements in conformity with accounting principles generally accepted in the United States of America requires management to make estimates and assumptions that affect the reported amounts of assets and liabilities and disclosure of contingent assets and liabilities at the date of the consolidated financial statements and the reported amounts of revenues and expenses during the reporting period. Actual results could differ from those estimates.

2. ACCOUNTING PRONOUNCEMENTS

In June 2016, the Financial Accounting Standards Board (FASB) issued Accounting Standards Update (ASU) No. 2016-13, *Measurement of Credit Losses on Financial Instruments*, which revises guidance for the accounting for credit losses on financial instruments within its scope, and in November 2018, issued ASU No. 2018-19 and in April 2019, issued ASU No. 2019-04 and in May 2019, issued ASU No. 2019-05, and in November 2019, issued ASU No. 2019-11, which amended the standard. The new standard introduces an approach, based on expected losses, to estimate credit losses on certain types of financial instruments and modifies the impairment model for available-for-sale debt securities. The new approach to estimating credit losses (referred to as the current expected credit losses model) applies to most financial assets measured at amortized cost and certain other instruments, including trade and other receivables, loans, held-to-maturity debt securities, net investments in leases and off-balance-sheet credit exposures. This ASU is effective for fiscal years beginning after December 15, 2022, including interim periods within those fiscal years. Entities are required to apply the standard’s provisions as a cumulative-effect adjustment to retained earnings as of the beginning of the first reporting period in which the guidance is adopted. The Company adopted this pronouncement on September 1, 2023, which did not have a material impact on the Company’s consolidated financial position or operating results.

In November 2023, the FASB issued ASU No. 2023-07, *Segment Reporting (Topic 280): Improvements to Reportable Segment Disclosures*. ASU 2023-07 is intended to enhance financial reporting by requiring incremental disclosures for significant segment expenses on an annual and interim basis by public entities required to report segment information in accordance with Accounting Standards Codification Topic 280. The amendments in ASU 2023-07 are to be applied retrospectively to all periods presented in the financial statements and early adoption is permitted. This standard will be applicable to the Company for the 2025 annual period and quarterly periods thereafter. The Company is evaluating its disclosure approach for ASU 2023-07 and anticipates adopting the standard for the year ended August 31, 2025 and filings thereafter.

In December 2023, the FASB issued ASU No. 2023-09, *Income Taxes (Topic 740): Improvements to Income Tax Disclosures*. The new guidance is expected to improve income tax disclosures primarily related to the rate reconciliation and income taxes paid information by requiring 1) consistent categories and greater disaggregation of information in the rate reconciliation and 2) income taxes paid disaggregated by jurisdiction. The guidance is effective on a prospective basis, although retrospective application and early adoption is permitted. The Company is evaluating its disclosure approach for ASU 2023-09 and anticipates adopting the standard for the annual period starting September 1, 2025.

In March 2024, the SEC adopted rules under SEC Release No. 33-11275, *The Enhancement and Standardization of Climate-Related Disclosures for Investors*, which requires the disclosure of material Scope 1 and Scope 2 greenhouse gas emissions and other climate-related topics in annual reports and registration statements. For large-accelerated filers and accelerated filers, disclosure requirements will begin phasing in for fiscal years beginning on or after January 1, 2025, and January 1, 2026, respectively, subject to legal challenges and the SEC’s voluntary stay of the disclosure requirements. The Company is currently evaluating the impact these rules will have on its consolidated financial statements and related disclosures.

3. INVENTORIES

Inventories consisted of the following:

	<u>August 31, 2024</u>	<u>August 31, 2023</u>
Production materials	\$ 5,513,409	\$ 4,960,355
Finished goods	8,877,435	8,136,134
	<u>\$ 14,390,844</u>	<u>\$ 13,096,489</u>

4. PROPERTY AND EQUIPMENT, NET

Property and equipment, net consisted of the following:

	<u>August 31, 2024</u>	<u>August 31, 2023</u>
Land	\$ 1,238,180	\$ 496,965
Buildings and improvements	14,760,250	16,433,827
Construction in process	3,086,479	816,565
Machinery and equipment	7,276,151	5,984,364
	<u>26,361,060</u>	<u>23,731,721</u>
Less accumulated depreciation	(10,095,407)	(9,666,367)
	<u>\$ 16,265,653</u>	<u>\$ 14,065,354</u>

On February 28, 2023, the Company purchased the property immediately adjacent to NTIC’s headquarters in Circle Pines, Minnesota, which includes a 26,000 square foot industrial building, for \$1,200,000. The building will be used primarily for warehousing space and light industrial production. Depreciation expense was \$1,156,364 for fiscal 2024 compared to \$1,042,505 in fiscal 2023.

5. INTANGIBLE ASSETS, NET

Intangible assets, net consisted of the following:

	As of August 31, 2024		
	Gross Carrying Amount	Accumulated Amortization	Net Carrying Amount
Patents and trademarks	\$ 3,459,877	\$ (2,854,532)	\$ 605,345
Customer relationships	6,347,000	(1,269,400)	5,077,600
Total intangible assets, net	<u>\$ 9,806,877</u>	<u>\$ (4,123,932)</u>	<u>\$ 5,682,945</u>
	As of August 31, 2023		
	Gross Carrying Amount	Accumulated Amortization	Net Carrying Amount
Patents and trademarks	\$ 3,339,717	\$ (2,680,965)	\$ 658,752
Customer relationships	6,347,000	(846,267)	5,500,733
Total intangible assets, net	<u>\$ 9,686,717</u>	<u>\$ (3,527,232)</u>	<u>\$ 6,159,485</u>

Amortization expense related to intangible assets was \$596,700 for fiscal 2024 compared to \$588,454 for fiscal 2023.

As of August 31, 2024, future amortization expense related to intangible assets for each of the next five fiscal years and thereafter is estimated as follows:

Fiscal 2025	\$ 606,911
Fiscal 2026	485,814
Fiscal 2027	450,739
Fiscal 2028	450,739
Fiscal 2029	450,739
Thereafter	3,238,003
Total	<u>\$ 5,682,945</u>

6. INVESTMENTS IN JOINT VENTURES

The consolidated financial statements of the Company's foreign joint ventures are initially prepared using the accounting principles accepted in the respective joint ventures' countries of domicile. Amounts related to foreign joint ventures reported in the below tables and the accompanying consolidated financial statements have subsequently been adjusted to conform with U.S. GAAP in all material respects. All material profits on sales recorded that remain on the consolidated balance sheet from the Company to its joint ventures and from joint ventures to other joint ventures have been eliminated for financial reporting purposes.

Financial information from the audited and unaudited financial statements of the Company's joint venture in Germany, Excor Korrosionsschutz – Technologien und Produkte GmbH (EXCOR), and all the Company's other joint ventures are summarized as follows:

	As of August 31, 2024		
	Total	EXCOR	OTHER
Current assets	\$ 56,420,503	\$ 26,234,664	\$ 30,185,839
Total assets	64,183,071	31,513,288	32,669,783
Current liabilities	12,553,716	2,221,726	10,331,990
Noncurrent liabilities	323,199	—	323,199
Joint ventures' equity	51,306,156	29,291,562	22,014,594
NTIC's share of joint ventures' equity	25,397,287	14,645,783	10,751,504
NTIC's share of joint ventures' undistributed earnings	23,645,685	14,614,878	9,030,807
	Fiscal Year Ended August 31, 2024		
	Total	EXCOR	OTHER
Net sales	\$ 95,940,014	\$ 35,720,889	\$ 60,219,125
Gross profit	41,247,036	18,288,258	22,958,778
Net income	8,450,411	4,599,088	3,851,323
NTIC's share of equity in income of joint ventures	4,223,296	2,299,274	1,924,022
NTIC's dividends received from joint ventures	2,997,164	1,624,950	1,372,214
	As of August 31, 2023		
	Total	EXCOR	OTHER
Current assets	\$ 55,339,662	\$ 27,862,458	\$ 27,477,204
Total assets	59,729,348	30,054,277	29,675,071
Current liabilities	11,464,247	2,687,064	8,777,183
Noncurrent liabilities	323,762	—	323,762
Joint ventures' equity	47,941,339	27,367,213	20,574,126
NTIC's share of joint ventures' equity	23,705,714	13,683,608	10,022,106
NTIC's share of joint ventures' undistributed earnings	20,493,861	12,075,524	8,418,337
	Fiscal Year Ended August 31, 2023		
	Total	EXCOR	OTHER
Net sales	\$ 100,682,316	\$ 39,642,380	\$ 61,039,936
Gross profit	40,096,561	19,016,389	21,080,172
Net income	8,934,198	5,730,311	3,203,887
NTIC's share of equity in income of joint ventures	6,452,719	2,852,229	3,600,490
NTIC's dividends received from joint ventures	5,639,198	2,459,500	3,179,698

In August 2023, Tianjin Zerust (NTI ASEAN's previously written-off joint venture in China) was deregistered and the remaining cash was cleared by the Chinese authorities to be paid out to shareholders. Subsequent to August 31, 2023, NTI Asean received a final liquidation of its ownership interest in the former joint venture of \$1,986,027. This one-time equity gain on the liquidation of previously written-off investment in Tianjin Zerust is included in joint venture operations in fiscal 2023. The final liquidation payment was subject to withholding tax of \$198,603 and minority income of \$676,614 as NTIC owns 60% of NTI ASEAN. The transaction also resulted in legal fees of \$95,890, and a management bonus expense of \$250,000.

7. CORPORATE DEBT

On January 6, 2023, the Company entered into a Credit Agreement (the "Credit Agreement") with JPMorgan Chase Bank, N.A. ("JPM"), which provides the Company with a senior secured revolving line of credit (the "Credit Facility") of up to \$10.0 million, which includes a \$5.0 million sublimit for standby letters of credit. Borrowings of \$4,291,608 under the new Credit Agreement were outstanding August 31, 2024. Borrowings of \$3,600,000 were outstanding as of August 31, 2023 under the previous credit agreement.

Unless terminated earlier, the principal amount under the Credit Facility, together with all accrued unpaid interest and other amounts owing thereunder, if any, will be payable in full on the maturity date. On January 5, 2024, the Company and JPM renewed its Credit Agreement to extend the maturity date of the Credit Facility from January 6, 2024 to January 6, 2025. All other terms of the Credit Facility and the Credit Agreement remain the same.

Borrowings under the Credit Agreement bear interest at a floating rate, at the option of the Company, equal to either the CB Floating Rate or the Adjusted SOFR Rate. The term "CB Floating Rate" means the greater of the Prime Rate in the United States or 2.50%. The term "Adjusted SOFR Rate" means the term secured overnight financing rate for either one, three or six months (depending on the interest period selected by the Company) plus 0.10% per annum. With respect to any borrowings using an Adjusted SOFR Rate, there is an applicable margin of 2.15% applied per annum. There is no applicable margin with respect to borrowings using a CB Floating Rate. The weighted average interest rate was 7.44 and 6.27 for fiscal 2024 and 2023, respectively.

To secure the Credit Agreement, the Company assigned JPM a continuing security interest in all of its right, title and interested in collateral made up for the assets of the Company.

The Credit Agreement contains customary affirmative and negative covenants, including, among other matters, limitations on the Company's ability to incur additional debt, grant liens, engage in certain business operations and transactions, make certain investments, modify its organizational documents or form any new subsidiaries, subject to certain exceptions. Further, the Credit Agreement contains a negative covenant that restricts the ability of the Company to redeem or repurchase its common stock or pay dividends if the result of which would cause an event of default under the Credit Agreement. The Credit Agreement also requires the Company to maintain a Fixed Charge Coverage Ratio of at least 1.25 to 1.00. The term "Fixed Charge Coverage Ratio" means the ratio, computed for the Company on a consolidated basis, of net income plus income tax expense, plus amortization expense, plus depreciation expense, plus interest expense, and plus dividends received from joint ventures, minus unfinanced capital expenditures and equity in income from joint ventures, all computed for the twelve month period then ending, to scheduled principal payments made, plus scheduled finance lease payments made, plus interest expense paid, plus income tax expense paid, and plus cash distributions and dividends paid, all computed for the same twelve month period then ending. The Company was in compliance with all covenants as of August 31, 2024 and 2023.

The Credit Agreement also contains customary events of default, including, without limitation, payment defaults, material inaccuracy of representations and warranties, covenant defaults, bankruptcy and insolvency proceedings, cross-defaults to certain other agreements, breach of any financial covenant and change of control. Upon the occurrence and during the continuance of any event of default, JPM may accelerate the payment of the obligations thereunder and exercise various other customary default remedies.

In accordance with ASC Topic No. 470, "Debt – Modifications and Extinguishments" (Topic 470), the transactions noted above were determined to be a modification of the existing debt.

On each of April 10, 2023 and May 30, 2023, the Company's wholly-owned subsidiary in China, NTIC China, entered into a loan agreement with China Construction Bank Corporation. Each term loan provided NTIC China with a RMB 10,000,000 (USD \$1.45 million). The term loans mature in April 2025 and June 2025, respectively, unless extended. Both term loans have an annual interest rate of 3.25% with interest due monthly. Both term loans are secured by an office building owned by NTIC China and the loan agreements contain certain financial and other covenants. The Company was in compliance with the covenants as of August 31, 2024. The current outstanding balance as of August 31, 2024 for both term loans was a total of USD \$2,820,835.

8. STOCKHOLDERS' EQUITY

During fiscal 2024, NTIC's Board of Directors declared cash dividends on the following dates in the following amounts to holders of record of NTIC common stock as of the following record dates:

Declaration Date	Amount	Record Date	Payable Date
October 18, 2023	\$0.07	November 1, 2023	November 15, 2023
January 17, 2024	\$0.07	January 31, 2024	February 14, 2024
April 17, 2024	\$0.07	May 1, 2024	May 15, 2024
July 17, 2024	\$0.07	July 31, 2024	August 14, 2024

During fiscal 2023, NTIC's Board of Directors declared cash dividends on the following dates in the following amounts to holders of record of NTIC common stock as of the following record dates:

Declaration Date	Amount	Record Date	Payable Date
October 20, 2022	\$0.07	November 3, 2022	November 16, 2022
January 20, 2023	\$0.07	February 1, 2023	February 15, 2023
April 21, 2023	\$0.07	May 3, 2023	May 17, 2023
July 17, 2023	\$0.07	August 2, 2023	August 16, 2023

During fiscal 2024 and fiscal 2023, the Company repurchased no shares of its common stock.

During fiscal 2024, the Company granted stock options under the Northern Technologies International Corporation 2019 Stock Incentive Plan (as amended, the 2019 Plan) and the Northern Technologies International Corporation 2024 Stock Incentive Plan (the 2024 Plan) to purchase an aggregate of 269,844 shares of its common stock to various employees and directors. The weighted average per share exercise price of the stock options is \$13.25. The exercise price of the stock options is equal to the fair market value of the Company's common stock on the date of grant. During fiscal 2024, stock options to purchase an aggregate of 74,309 shares of common stock were exercised at a weighted average exercise price of \$9.76 per share, resulting in the net issuance of 36,094 shares of common stock since some of the options were exercised on a net cashless exercise basis.

During fiscal 2023, the Company granted stock options under the 2019 Plan to purchase an aggregate of 277,613 shares of its common stock to various employees and directors. The weighted average per share exercise price of the stock options is \$11.41. The exercise price of the stock options is equal to the fair market value of the Company's common stock on the date of grant. During fiscal 2023, stock options to purchase an aggregate of 265,209 shares of common stock were exercised at a weighted average exercise price of \$6.46 per share, resulting in the net issuance of 184,432 shares of common stock since some of the options were exercised on a net cashless exercise basis.

The Company issued 3,496 and 3,620 shares of common stock on September 1, 2023 and 2022, respectively, under the Northern Technologies International Corporation Employee Stock Purchase Plan (ESPP). The Company issued 3,284 and 3,566 shares of common stock on March 1, 2024 and 2023, respectively, under the ESPP. The ESPP is compensatory for financial reporting purposes. As of August 31, 2024, 55,254 shares of common stock remained available for sale under the ESPP.

9. NET INCOME PER COMMON SHARE

Basic net income per common share is computed by dividing net income by the weighted average number of common shares outstanding. Diluted net income per share assumes the exercise of stock options using the treasury stock method, if dilutive.

The following is a reconciliation of the net income per share computation for fiscal 2024 and fiscal 2023:

Numerator:	<u>August 31, 2024</u>	<u>August 31, 2023</u>
Net income attributable to NTIC	\$ 5,409,082	\$ 2,912,276
Denominator:		
Basic-weighted shares outstanding	9,434,020	9,359,504
Weighted shares assumed upon exercise of stock options	399,430	333,978
Diluted – weighted shares outstanding	<u>9,833,450</u>	<u>9,693,482</u>
Basic net income per share:	\$ 0.57	\$ 0.31
Diluted net income per share:	\$ 0.55	\$ 0.30

The dilutive impact summarized above relates to the periods when the average market price of the Company's common stock exceeded the exercise price of the potentially dilutive option securities granted. Net income per common share was based on the weighted average number of common shares outstanding during the periods when computing the basic net income per share. When dilutive, stock options are included as equivalents using the treasury stock market method when computing the diluted net income per share. Excluded from the computation of diluted net income per share as of August 31, 2024 were options outstanding to purchase 305,514 shares of common stock. Excluded from the computation of diluted net income per share as of August 31, 2023 were options outstanding to purchase 322,246 shares of common stock.

10. STOCK-BASED COMPENSATION

The Company has four stock-based compensation plans under which stock options or other stock-based awards have been granted: the Northern Technologies International Corporation 2024 Stock Incentive Plan, the Northern Technologies International Corporation Amended and Restated 2019 Stock Incentive Plan, the Northern Technologies International Corporation Amended and Restated 2007 Stock Incentive Plan (the 2007 Plan) and the Northern Technologies International Corporation Employee Stock Purchase Plan. The 2024 Plan replaced the 2019 Plan with respect to future award grants, which had replaced the 2007 Plan with respect to future grants; and, therefore, no further awards may be made under the 2019 Plan or 2007 Plan. The Compensation Committee of the Board of Directors and the Board of Directors administer these plans.

The 2024 Plan provides for the grant of incentive stock options, non-statutory stock options, stock appreciation rights, restricted stock, stock unit awards, performance awards, and stock bonuses to eligible recipients to enable the Company and its subsidiaries to attract and retain qualified individuals through opportunities for equity participation in the Company and to reward those individuals who contribute to the achievement of the Company's economic objectives. Subject to adjustment as provided in the 2024 Plan, the maximum number of shares of the Company's common stock available for issuance under the 2024 Plan is (i) 800,000 shares of the Company's common stock; plus (ii) the number of shares of the Company's common stock remaining available for issuance under the 2019 Plan but not subject to outstanding awards under the 2019 Plan as of January 19, 2024; plus (iii) the number of additional shares of the Company's common stock subject to awards outstanding under the 2019 Plan as of January 19, 2024 but only to the extent that such outstanding awards are forfeited, cancelled, expire, or otherwise terminate without the issuance of such shares of the Company's common stock after January 19, 2024. Options granted generally have a term of ten years and become exercisable over a one- or three- year period beginning on the one-year anniversary of the date of grant. Options are granted at per share exercise prices equal to the market value of the Company's common stock on the date of grant. The Company issues new shares upon the exercise of options. As of August 31, 2024, options to purchase an aggregate of 0 shares of the Company's common stock were outstanding under the

2024 Plan and 957,059 shares of the Company's common stock remain available for grant under the 2024 Plan. As of August 31, 2024, options to purchase an aggregate of 1,387,415 shares of the Company's common stock were outstanding under the 2019 Plan, and 365,251 shares of the Company's common stock were outstanding under the 2007 Plan.

The Company granted options to purchase an aggregate of 269,844 and 277,613 shares of its common stock during fiscal 2024 and 2023, respectively. The fair value of option grants is determined at the date of grant using the Black-Scholes option pricing model with the assumptions listed below. The Company recognized compensation expense of \$1,381,169 during fiscal 2024 and compensation expense of \$1,337,734 during fiscal 2023 related to the options that vested during such time period. As of August 31, 2024, the total compensation cost for non-vested options not yet recognized in the Company's consolidated statements of operations was \$1,007,636. Stock-based compensation expense of \$672,134 is expected during fiscal 2025 and \$335,502 is expected to be recognized during fiscal 2026, based on outstanding options as of August 31, 2024. Future option grants will impact the compensation expense recognized. Stock-based compensation expense is included in general and administrative expense on the consolidated statements of operations.

The fair value of each option grant is estimated on the grant date using the Black-Scholes option pricing model with the following assumptions and results for the grants:

	<u>Fiscal Year 2024</u>	<u>Fiscal Year 2023</u>
Dividend yield	2.18%	2.44%
Expected volatility	46.1%	45.2%
Expected life of option	5 years	10 years
Weighted average risk-free interest rate	4.23%	3.31%

Stock option activity during the periods indicated was as follows:

	<u>Number of Shares (#)</u>	<u>Weighted Average Exercise Price</u>	<u>Aggregate Intrinsic Value</u>
Outstanding at August 31, 2022	1,544,726	\$ 10.23	
Options granted	277,613	11.41	
Options exercised	(265,209)	6.46	
Options terminated	—	—	
Outstanding at August 31, 2023	1,557,130	\$ 11.08	
Options granted	269,844	13.25	
Options exercised	(74,309)	9.76	
Options terminated	—	—	
Outstanding at August 31, 2024	<u>1,752,665</u>	<u>\$ 11.47</u>	\$ 4,289,563
Exercisable at August 31, 2024	<u>1,297,635</u>	<u>\$ 10.91</u>	\$ 4,045,286

The weighted average per share fair value of options granted during fiscal 2024 and fiscal 2023 was \$13.25 and \$11.41, respectively. The weighted average remaining contractual life of the options outstanding as of August 31, 2024 and 2023 was 6.03 years and 6.25 years, respectively.

11. SEGMENT AND GEOGRAPHIC INFORMATION

Segment Information

The Company's chief operating decision maker is its Chief Executive Officer. The Company's business is organized into two reportable segments: ZERUST® and Natur-Tec®. The Company has been selling its proprietary ZERUST® rust and corrosion inhibiting products and services to the automotive, electronics, electrical, mechanical, military, and retail consumer markets for over 50 years and, more recently, has also expanded into the oil and gas industry. The Company also sells a portfolio of proprietary bio-based and compostable (fully biodegradable) polymer resins and finished products under the Natur-Tec® brand.

The following tables present the Company's business segment information:

	<u>Fiscal 2024</u>	<u>Fiscal 2023</u>
ZERUST® net sales	\$ 63,092,575	\$ 61,728,364
Natur-Tec® net sales	21,966,942	18,174,588
Total net sales	<u>\$ 85,059,517</u>	<u>\$ 79,902,952</u>

The following table sets forth the Company's cost of goods sold by segment:

	<u>Fiscal 2024</u>	<u>Fiscal 2023</u>
Direct cost of goods sold		
ZERUST®	\$ 33,623,834	\$ 35,297,352
Natur-Tec®	14,148,145	13,645,992
Indirect cost of goods sold	3,501,176	3,155,777
Total net cost of goods sold	<u>\$ 51,273,155</u>	<u>\$ 52,099,121</u>

The Company utilizes product net sales and direct and indirect cost of goods sold for each product in reviewing the financial performance of a product type. Further allocation of Company expenses or assets, aside from amounts presented in the tables above, is not utilized in evaluating product performance, nor does such allocation occur for internal financial reporting.

Sales to the Company's joint ventures are included in the foregoing geographic and segment information, however, sales by the Company's joint ventures to other parties are not included. The foregoing geographic and segment information represents only sales and cost of goods sold recognized directly by the Company.

All joint venture operations, including equity in income, fees for services, and related dividends, are related to ZERUST® products and services.

Geographic Information

Net sales by geographic location for fiscal 2024 and fiscal 2023 were as follows:

	<u>Fiscal Year Ended August 31,</u>	
	<u>2024</u>	<u>2023</u>
Inside the U.S. to unaffiliated customers	\$ 30,492,665	\$ 28,554,354
Outside the U.S. to:		
Joint ventures in which the Company is a shareholder directly and indirectly	2,228,894	3,401,910
Unaffiliated customers	52,337,958	47,946,688
	<u>\$ 85,059,517</u>	<u>\$ 79,902,952</u>

Net sales by geographic location are based on the location of the customer.

Fees for services provided to joint ventures by geographic location as a percentage of total fees for services provided to joint ventures during fiscal 2024 and fiscal 2023, respectively, were as follows:

	Fiscal 2024	% of Total Fees for Services Provided to Joint Ventures	Fiscal 2023	% of Total Fees for Services Provided to Joint Ventures
Poland	\$ 849,736	16.2%	\$ 810,977	15.6%
Germany	828,932	15.8%	816,089	15.7%
Japan	582,674	11.1%	658,934	12.7%
France	485,627	9.3%	479,515	9.2%
Sweden	445,560	8.5%	498,463	9.6%
Finland	395,515	7.5%	388,627	7.5%
United Kingdom	375,150	7.1%	283,418	5.5%
Czech Republic	338,195	6.4%	365,018	7.0%
Thailand	332,148	6.3%	340,657	6.6%
South Korea	258,314	4.9%	266,562	5.1%
Indonesia	166,053	3.2%	130,081	2.5%
Other	193,878	3.7%	150,844	3.0%
	\$ 5,251,782	100.0%	\$ 5,189,185	100.0%

Sales to the Company's joint ventures are included in the foregoing segment and geographic information; however, sales by the Company's joint ventures to other parties are not included. The foregoing segment and geographic information represents only sales recognized directly by the Company and sold in that geographic territory.

See Note 6 for additional details on geographical information regarding equity in income from joint ventures.

The geographical distribution of total property and equipment and net sales, which are based on the geographical location of the customer, is as follows:

	At August 31, 2024	At August 31, 2023
China	\$ 5,627,202	\$ 5,729,080
Other	1,217,400	745,469
United States	9,421,051	7,590,805
Total property and equipment	\$ 16,265,653	\$ 14,065,354

	Fiscal Year Ended August 31, 2024	Fiscal Year Ended August 31, 2023
China	\$ 14,245,238	\$ 13,469,075
Brazil	5,994,372	5,969,314
India	22,189,317	19,916,834
Other	12,137,925	11,993,375
United States	30,492,665	28,554,354
Total net sales	\$ 85,059,517	\$ 79,902,952

Long-lived assets consist of property and equipment. These assets are periodically reviewed to assure the net realizable value from the estimated future production based on forecasted sales exceeds the carrying value of the assets.

Sales to the Company's joint ventures are included in the foregoing segment and geographic information; however, sales by the Company's joint ventures to other parties are not included. The foregoing segment and geographic information represents only sales recognized directly by the Company and sold in that geographic territory.

All joint venture operations, including equity in income, fees for services and related dividends, are primarily related to ZERUST® products and services.

12. RETIREMENT PLAN

The Company has a 401(k) employee savings plan. Employees who meet certain age and service requirements may elect to contribute up to 15% of their salaries. The Company typically contributes the lesser of 50% of the participant's contributions or 3.5% of the employee's salary. The Company recognized expense for the savings plan of \$332,726 and \$289,235 for fiscal 2024 and fiscal 2023, respectively.

13. RELATED PARTY TRANSACTIONS

During both fiscal 2024 and fiscal 2023, the Company made consulting payments of \$144,000 to Bioplastic Polymers LLC, an entity owned by Ramani Narayan, Ph.D., a director of the Company. Dr. Narayan provides certain consulting services to the Company relating to the Natur-Tec® business and bioplastics program.

14. INCOME TAXES

The provision for income taxes for the fiscal years ended August 31, 2024 and 2023 was approximately as follows:

	Fiscal Year Ended August 31,	
	2024	2023
Current:		
Federal	\$ —	\$ —
State	48,000	26,000
Foreign	1,601,000	1,857,000
	<u>1,649,000</u>	<u>1,883,000</u>
Deferred:		
Federal	—	—
State	—	—
Foreign	(323,203)	(533,400)
	<u>(323,203)</u>	<u>(533,400)</u>
	<u>\$ 1,325,797</u>	<u>\$ 1,349,600</u>

Reconciliations of the expected federal income tax at the statutory rate of 21.0% with the provisions for income taxes for the fiscal years ended August 31, 2024 and 2023 were approximately as follows:

	Fiscal Year Ended August 31,	
	2024	2023
Tax computed at statutory rates	\$ 1,627,000	\$ 1,352,000
State income tax, net of federal benefit	21,000	(20,000)
Tax effect on equity in income of international joint ventures	(887,000)	(1,354,000)
Tax effect of foreign operations	371,000	1,005,000
Deemed repatriation	4,000	—
Foreign tax credit	(321,000)	783,000
Research and development credit	(512,000)	(710,000)
Valuation allowance	1,066,000	354,000
Stock based compensation	175,000	31,000
Non-controlling interest	(71,000)	(59,000)
Prior year true-up	(146,000)	(51,000)
Other	(1,203)	18,600
	<u>\$ 1,325,797</u>	<u>\$ 1,349,600</u>

The Company has not provided U.S. income taxes or foreign withholding taxes with respect to its portion of the cumulative undistributed earnings of certain foreign subsidiaries and joint ventures that are essentially permanent in duration. As a result of the 2017 tax law changes, U.S. federal income taxes on dividends received from the Company's foreign subsidiaries and joint ventures after December 31, 2017 have been generally eliminated. However, the Company continues to be subject to foreign withholding taxes upon repatriation of any undistributed earnings that are not essentially permanent in duration. The Company recorded a tax benefit of approximately \$180,000 in fiscal 2024 and tax expense of approximately \$51,600 during fiscal 2023, representing changes in the deferred tax liability for foreign withholding taxes to be paid with respect to the portion of the cumulative undistributed earnings of foreign subsidiaries and joint ventures that the Company determined were not essentially permanent in duration.

The Company measures deferred tax assets and liabilities using enacted tax rates that will apply in the years in which the temporary differences are expected to be recovered or paid. The tax effect of the temporary differences and tax carryforwards comprising the net deferred taxes shown on the consolidated balance sheets as of August 31, 2024 and 2023 was approximately as follows:

	August 31,	
	2024	2023
Stock-based compensation	\$ 637,100	\$ 556,700
Foreign tax credit carryforward	3,844,800	4,036,000
Capitalized research and experimentation	2,037,800	1,106,000
Other credit and loss carryforward	5,974,200	6,034,000
Other	965,368	1,048,800
Total deferred tax assets	13,459,268	12,781,500
Valuation allowance	(12,694,800)	(11,933,700)
Total deferred tax assets after valuation allowance	764,468	847,800
Right-of-use asset	(64,700)	(66,200)
Intangible assets	(1,564,200)	(1,670,700)
Unremitted foreign earnings	(34,800)	(214,800)
Other	(61,100)	(201,215)
Total deferred tax liabilities	(1,724,800)	(2,152,915)
Net deferred tax liabilities	\$ (960,332)	\$ (1,305,115)

As of August 31, 2024, the Company has foreign tax credit carryforwards of \$3,844,800. This amount begins to expire to the extent not utilized by August 31, 2025. In addition, the Company had federal and state tax credit carryforwards of \$5,405,560 as of August 31, 2024, which begin to expire in fiscal 2025. These federal and state tax credit carryforwards consist primarily of federal and Minnesota research and development credit carryforwards. The Company also has a deferred tax asset of \$203,000 for federal net operating loss carryforwards and \$274,000 for state net operating loss carryforwards as of August 31, 2024. The federal net operating loss carryforward has an indefinite carryforward period. The state net operating loss carryforward will begin to expire to the extent not utilized by August 31, 2025. The Company has a deferred tax asset of \$481,200 for foreign net operating loss carryforwards, which will begin to expire to the extent not utilized by August 31, 2033.

The Company records a tax valuation allowance to reduce deferred tax assets to the amount expected to be realized when it is more likely than not that some portion or all of its deferred tax assets will not be realized.

The Company determined based on all available evidence, including historical data and projections of future results, that it is more likely than not that its domestic deferred tax assets will not be realized due to the absence of objectively verifiable sources of taxable income. On the basis of this evaluation, the Company has recorded a valuation allowance of \$12,694,800 and \$11,933,700 as of August 31, 2024 and 2023, respectively, to recognize only the portion of the deferred tax assets that is more likely than not to be realized. The net deferred tax asset as of August 31, 2024 and 2023 relates entirely to non-US deferred tax assets which are expected to be realized offset by deferred tax liability for withholding tax on cumulative undistributed earnings in foreign subsidiaries and joint ventures that the Company determined were not essentially permanent. The change in the valuation allowance totaled an increase of \$761,100 and \$340,800 for the years ended August 31, 2024 and 2023, respectively.

The following is a tabular reconciliation of the total amounts of approximated unrecognized tax benefits:

	Fiscal Year Ended August 31,	
	2024	2023
Gross unrecognized tax benefits – beginning balance	\$ 361,200	\$ 319,000
Gross (decreases) increases – prior period tax positions	(5,400)	100
Gross increases – current period tax positions	43,500	42,100
Gross unrecognized tax benefits – ending balance	<u>\$ 399,300</u>	<u>\$ 361,200</u>

The entire amount of unrecognized tax benefits would affect the effective tax rate if recognized. It is not expected that the amount of unrecognized tax benefits will change significantly in the next 12 months.

The Company recognizes interest related to unrecognized tax benefits and penalties as income tax expense. Accrued interest and penalties are included within the related tax liability line in the consolidated balance sheet. There was no liability for the payment of interest and penalties as of both August 31, 2024 and August 31, 2023.

The Company is subject to taxation in the United States and various states and foreign jurisdictions. With few exceptions, as of August 31, 2024, the Company is no longer subject to federal, state, local, or foreign examinations by tax authorities for years prior to August 31, 2021.

15. COMMITMENTS AND CONTINGENCIES

Operating Leases

The Company currently has operating leases for various buildings, equipment and vehicles. These leases are under non-cancelable operating lease agreements with expiration dates between November 30, 2024 and May 31, 2028. The Company has the option to extend certain leases to five or ten-year term(s) and has the right of first refusal on any sale.

The Company records lease liabilities within current liabilities or long-term liabilities based upon the length of time associated with the lease payments. The Company records its long-term operating leases as right-of-use assets. Upon initial adoption, using the modified retrospective transition approach, no leases with terms less than 12 months have been capitalized to the consolidated balance sheet consistent with ASC 842. Instead, these leases are recognized in the consolidated statement of operations on a straight-line expense throughout the lives of the leases. None of the Company's leases contain common area maintenance or security agreements.

The Company has made certain assumptions and judgments when applying ASC 842, the most significant of which is that the Company elected the package of practical expedients available for transition that allow the Company to not reassess whether expired or existing contracts contain leases under the new definition of a lease, lease classification for expired or existing leases and whether previously capitalized initial direct costs would qualify for capitalization under ASC 842. Additionally, the Company did not elect to use hindsight when considering judgments and estimates such as assessments of lessee options to extend or terminate a lease or purchase the underlying asset. The Company has no contingent rent agreements.

Present Value of Leases

	August 31, 2024	August 31, 2023
Right-of-use assets, net	\$ 424,558	\$ 428,874
Current portion of lease liability	325,116	340,799
Lease liability, less current portion	<u>99,442</u>	<u>88,075</u>
Total lease liability	<u>\$ 424,558</u>	<u>\$ 428,874</u>

The weighted-average remaining lease term was 1.25 years and 1.21 years as of August 31, 2024 and 2023, respectively. The Company's lease agreements do not provide a readily determinable implicit rate nor is it available to the Company from its lessors. Instead, as of August 31, 2024 and 2023, the Company estimates the weighted-average discount rate for its operating leases to be 7.61% and 7.60%, respectively, to present value based on the incremental borrowing rate.

Future minimum payments as of August 31, 2024 under these long-term operating leases are as follows (in thousands):

Fiscal 2025	\$ 325,116
Fiscal 2026	103,944
Fiscal 2027	21,596
Thereafter	—
Total future minimum lease payments	<u>450,656</u>
Less amount representing interest	<u>(26,098)</u>
Present value of obligations under operating leases	424,558
Less current portion	<u>(325,116)</u>
Long-term operating lease obligations	<u>\$ 99,442</u>

Operating lease cost under these leases was approximately \$340,799 and \$373,330 as of August 31, 2024 and 2023, respectively.

Annual Bonus Plan

On August 26, 2024, the Compensation Committee of the Board of Directors of the Company approved the material terms of an annual bonus plan for the Company's executive officers as well as certain officers and employees for the fiscal year ending August 31, 2025. For fiscal 2025, as in past years, the total amount available under the bonus plan for all plan participants, including executive officers, is dependent upon the Company's earnings before interest, taxes, and other income (EBITOI), as adjusted to take into account amounts to be paid under the bonus plan and certain other adjustments (Adjusted EBITOI). Each plan participant's percentage of the overall bonus pool is based upon the number of plan participants, the individual's annual base salary, and the individual's position and level of responsibility within the Company. In the case of each of the Company's executive officer participants, 75% of the amount of their individual bonus payout will be determined based upon the Company's actual EBITOI for fiscal 2025 compared to a pre-established target EBITOI for fiscal 2025, and 25% of the payout will be determined based upon such executive officer's achievement of certain pre-established individual performance objectives. The payment of bonuses under the plan is discretionary, and bonuses may be paid to executive officer participants in both cash and shares of the Company's common stock, the exact amount and percentages of which are determined by the Company's Board of Directors, upon recommendation of the Compensation Committee, after the completion of the Company's consolidated financial statements for fiscal 2025.

On August 28, 2023, the Compensation Committee of the Board of Directors of the Company approved the material terms of an annual bonus plan for the Company's executive officers as well as certain officers and employees for the fiscal year ending August 31, 2024. \$2,200,000 was recognized for bonuses for the fiscal year ended August 31, 2024, \$800,000 of the bonus is comprised of stock options granted to management on September 1, 2023 that will be expensed over three years and \$1,400,000 will be paid out in cash and profit sharing subsequent to year end. This is compared to \$2,000,000 recognized for bonuses for the fiscal year ended August 31, 2023, \$800,000 of the bonus comprised of stock options granted to management on September 1, 2022 and \$1,200,000 was paid out in cash and profit sharing subsequent to year end.

Concentrations

Three joint ventures (consisting of the Company's joint ventures in the U.S., Japan and Thailand) accounted for 43.3% of the Company's trade joint venture receivables as of August 31, 2024, and two joint ventures (consisting of the Company's joint ventures in the United States and South Korea) accounted for 40.1% of the Company's trade joint venture receivables as of August 31, 2023.

Legal Matters

From time to time, the Company is subject to various other claims and legal actions in the ordinary course of its business. The Company records a liability in its consolidated financial statements for costs related to claims, including future legal costs, settlements and judgments, where the Company has assessed that a loss is probable and an amount could be reasonably estimated. If the reasonable estimate of a probable loss is a range, the Company records the most probable estimate of the loss or the minimum amount when no amount within the range is a better estimate than any other amount. The Company discloses a contingent liability even if the liability is not probable or the amount is not estimable, or both, if there is a reasonable possibility that material loss may have been incurred. In the opinion of management, as of August 31, 2024, the amount of liability, if any, with respect to these matters, individually or in the aggregate, will not materially affect the Company's consolidated results of operations, financial position, or cash flows.

Certain prior year amounts have been reclassified for consistency with the current year presentation. These reclassifications had no effect on the reported results of operations. An adjustment has been made to the Consolidated Balance Sheet and Consolidated Statements of Cash Flows for fiscal year ended August 31, 2023 to reclassify tax receivables and tax payables.

16. SUPPLEMENTAL CASH FLOW INFORMATION

Supplemental disclosures of cash flow information consisted of:

	Fiscal Year Ended	
	August 31,	
	2024	2023
Cash paid for income tax	\$ 1,191,538	\$ 1,064,894
Cash paid for interest	340,129	461,805
Cash paid for operating leases	340,799	373,330

17. SUBSEQUENT EVENTS

On October 16, 2024, the Company's Board of Directors declared a cash dividend of \$0.07 per share of the Company's common stock, payable on November 13, 2024 to stockholders of record on October 30, 2024. The declaration of future dividends is not guaranteed and will be determined by the Company's Board of Directors in light of conditions then existing, including the Company's earnings, financial condition, cash requirements, restrictions in financing agreements, business conditions, and other factors.

Item 9. CHANGES IN AND DISAGREEMENTS WITH ACCOUNTANTS ON ACCOUNTING AND FINANCIAL DISCLOSURE

None

Item 9A. CONTROLS AND PROCEDURES

Evaluation of Disclosure Controls and Procedures

NTIC maintains disclosure controls and procedures (as defined in Rules 13a-15(e) and 15d-15(e) under the Securities Exchange Act of 1934, as amended) that are designed to provide reasonable assurance that information required to be disclosed by NTIC in the reports it files or submits under the Securities Exchange Act of 1934, as amended, is recorded, processed, summarized, and reported within the time periods specified in the Securities and Exchange Commission's rules and forms and that such information is accumulated and communicated to NTIC's management, including NTIC's principal executive officer and principal financial officer, or persons performing similar functions, as appropriate to allow timely decisions regarding required disclosure. NTIC's management evaluated, with the participation of its Chief Executive Officer and its Chief Financial Officer, the effectiveness of the design and operation of NTIC's disclosure controls and procedures as of the end of the period covered in this report. Based on that evaluation, NTIC's Chief Executive Officer and Chief Financial Officer concluded that NTIC's disclosure controls and procedures were effective as of the end of such period to provide reasonable assurance that information required to be disclosed in the reports that NTIC files or submits under the Exchange Act is recorded, processed, summarized, and reported within the time periods specified in the SEC's rules and forms, and that such information is accumulated and communicated to NTIC's management, including NTIC's Chief Executive Officer and Chief Financial Officer, as appropriate, to allow timely decisions regarding required disclosure.

Material Weakness Remediation Activities

In connection with management's assessment of controls over financial reporting during the fiscal year ended August 31, 2023, NTIC determined that it had not appropriately accounted for employee retention credits that were available to NTIC under the Coronavirus Aid, Relief, and Economic Security Act ("CARES Act") which required the restatement of its previously issued consolidated financial statements for the three and six months ended February 28, 2023 and three and nine months ended May 31, 2023. This control deficiency resulted in the restatement of NTIC's consolidated financial statements for the three and six months ended February 28, 2023 and the three and nine months ended May 31, 2023. Accordingly, management determined that this control deficiency constituted a material weakness in NTIC's internal control over financial reporting. To remediate this material weakness, NTIC implemented a new internal control designed to address the accounting for all material unusual or complex transactions as they occur.

Remediation of Material Weaknesses

During the fourth quarter of fiscal year 2024, NTIC tested its new internal control over financial reporting related to its remediation efforts described above that materially affected, or are reasonably likely to materially affect, its internal control over financial reporting. Based on the actions taken, as well as the evaluation of the design, implementation, and operating effectiveness of the new control, NTIC determined that the material weakness have been remediated as of August 31, 2024.

Management's Report on Internal Control over Financial Reporting

NTIC's management is responsible for establishing and maintaining adequate internal control over financial reporting, as such term is defined in Exchange Act Rules 13a-15(f) and 15d-15(f), for Northern Technologies International Corporation and its subsidiaries. This system is designed to provide reasonable assurance regarding the reliability of financial reporting and the preparation of financial statements for external purposes in accordance with U.S. generally accepted accounting principles.

NTIC's internal control over financial reporting includes those policies and procedures that (i) pertain to the maintenance of records that, in reasonable detail, accurately and fairly reflect the transactions and dispositions of the assets of the Company; (ii) provide reasonable assurance that transactions are recorded as necessary to permit preparation of financial statements in accordance with U.S. generally accepted accounting principles, and that receipts and expenditures of the Company are being made only in accordance with authorizations of management and directors of the Company; and (iii) provide reasonable assurance regarding prevention or timely detection of unauthorized acquisition, use, or disposition of the Company's assets that could have a material effect on the financial statements.

Because of its inherent limitations, internal control over financial reporting may not prevent or detect misstatements, and even when determined to be effective, can only provide reasonable assurance with respect to financial statement preparation and presentation. In addition, projection of any evaluation of the effectiveness of internal control over financial reporting to future periods is subject to the risk that controls may become inadequate because of changes in conditions, or that the degree of compliance with the policies or procedures may deteriorate.

Management, with the participation of NTIC's President and Chief Executive Officer and Chief Financial Officer, evaluated the effectiveness of the Company's internal control over financial reporting as of August 31, 2024. In making this evaluation, management used the criteria set forth by the Committee of Sponsoring Organizations of the Treadway Commission in Internal Control – Integrated Framework (2013). Based on this assessment, management concluded that the Company's internal control over financial reporting was effective as of August 31, 2024.

This report does not include an attestation report of NTIC's independent registered public accounting firm regarding internal control over financial reporting. Management's report was not subject to attestation by NTIC's independent registered public accounting firm pursuant to rules of the Securities and Exchange Commission that permit NTIC to provide only management's report in this report.

Changes in Internal Control over Financial Reporting

Except for the changes described above, there were no changes in our internal control over financial reporting (as defined in Rule 13a-15(f) under the Securities Exchange Act of 1934) during the quarter ended August 31, 2024, that materially affected, or are reasonably likely to materially affect, our internal control over financial reporting.

Item 9B. OTHER INFORMATION

Adoption of Third Amended and Restated Bylaws

On November 14, 2024, NTIC's Board of Directors approved and adopted Third Amended and Restated Bylaws (the "Amended and Restated Bylaws") incorporating certain amendments, including amendments in response to recent developments in Delaware law. The Amended and Restated Bylaws became effective immediately upon their approval and adoption by the Board of Directors. The amendments reflected in the Amended and Restated Bylaws include, among other changes: (i) limiting certain disclosure requirements to bring forth a stockholder proposal or director nomination to the stockholder giving notice, any beneficial owners of such stockholder and stockholders who are known to financially support such stockholder proposal or director nomination; and (ii) incorporating other non-substantive, conforming changes.

The foregoing summary of the Amended and Restated Bylaws is qualified in its entirety by reference to the complete text of the Amended and Restated Bylaws, as approved, adopted, and effective on November 14, 2024, which is filed as Exhibit 3.2 to this annual report on Form 10-K and incorporated by reference herein.

Rule 10b5-1 Plan and Non-Rule 10b5-1 Trading Arrangement Adoptions, Terminations, and Modifications

During the three months ended August 31, 2024, none of our directors or “officers” (as defined in Rule 16a-1(f) under the Exchange Act) adopted or terminated a “Rule 10b5-1 trading arrangement” or “non-Rule 10b5-1 trading arrangement,” as each term is defined in Item 408 of SEC Regulation S-K.

Item 9C. DISCLOSURE REGARDING FOREIGN JURISDICTIONS THAT PREVENT INSPECTIONS

Not applicable.

PART III

Item 10. DIRECTORS, EXECUTIVE OFFICERS AND CORPORATE GOVERNANCE

Directors

The information in the “Proposal One – Election of Directors” section of NTIC’s definitive proxy statement to be filed with the Securities and Exchange Commission with respect to NTIC’s next annual meeting of stockholders, which involves the election of directors, is incorporated in this annual report on Form 10-K by reference.

Executive Officers

Information concerning NTIC’s executive officers and officers is included in this annual report on Form 10-K under Part I under the heading “Information about our Executive Officers.”

Delinquent Section 16(a) Reports

The information in the “Stock Ownership—Delinquent Section 16(a) Reports” section of NTIC’s definitive proxy statement to be filed with the Securities and Exchange Commission with respect to NTIC’s next annual meeting of stockholders, which involves the election of directors, is incorporated in this annual report on Form 10-K by reference.

Code of Ethics

NTIC has adopted a code of ethics that applies to its principal executive officer, principal financial officer, principal accounting officer, or controller or persons performing similar functions, as well as other employees and NTIC’s directors and meets the requirements of the SEC and The Nasdaq Stock Market. A copy of NTIC’s Code of Ethics is filed as an exhibit to this report. NTIC intends to satisfy the disclosure requirements of Item 5.05 of Form 8-K regarding amendments to or waivers from any provision of its code of ethics by posting such information on its corporate website at www.ntic.com.

Changes to Nomination Procedures

During the fourth quarter of fiscal 2024, there were no material changes to the procedures by which stockholders may recommend nominees to NTIC’s Board of Directors, as described in NTIC’s most recent proxy statement.

Audit Committee Matters

The information in the “Corporate Governance—Audit Committee” section of NTIC’s definitive proxy statement to be filed with the Securities and Exchange Commission with respect to NTIC’s next annual meeting of stockholders, which involves the election of directors, is incorporated in this annual report on Form 10-K by reference.

Item 11. EXECUTIVE COMPENSATION

The information in the “Director Compensation” and “Executive Compensation” sections of NTIC’s definitive proxy statement to be filed with the Securities and Exchange Commission with respect to NTIC’s next annual meeting of stockholders, which involves the election of directors, is incorporated in this annual report on Form 10-K by reference.

Item 12. SECURITY OWNERSHIP OF CERTAIN BENEFICIAL OWNERS AND MANAGEMENT AND RELATED STOCKHOLDER MATTERS

Stock Ownership

The information in the “Stock Ownership—Beneficial Ownership of Significant Stockholders and Management” section of NTIC’s definitive proxy statement to be filed with the Securities and Exchange Commission with respect to NTIC’s next annual meeting of stockholders, which involves the election of directors, is incorporated in this annual report on Form 10-K by reference.

Securities Authorized for Issuance under Equity Compensation Plans

The following table summarizes outstanding options and other awards under NTIC’s equity compensation plans as of August 31, 2024. NTIC’s equity compensation plans as of August 31, 2024 were the Northern Technologies International Corporation 2024 Stock Incentive Plan, the Northern Technologies International Corporation Amended and Restated 2019 Stock Incentive Plan, the Northern Technologies International Corporation Amended and Restated 2007 Stock Incentive Plan, and the Northern Technologies International Corporation Employee Stock Purchase Plan. Except for automatic annual grants of \$50,000 in options to purchase shares of NTIC common stock (or, at the election of each director of NTIC, restricted stock units) to NTIC’s directors in consideration for their services as directors of NTIC and an automatic annual grant of \$10,000 in options to purchase shares of NTIC common stock (of, at the election of NTIC’s Chair of the Board, restricted stock units) to NTIC’s Chair of the Board in consideration for his services as Chair, in each case on the first day of each fiscal year, and automatic initial pro rata grants of \$50,000 in options to purchase shares of NTIC common stock (or, at the election of each new director of NTIC, restricted stock units) to NTIC’s new directors in consideration for their services as directors of NTIC on the first date of their appointment as directors, options, restricted stock units and other awards granted in the future under the Northern Technologies International Corporation 2024 Stock Incentive Plan are within the discretion of the Board of Directors and the Compensation Committee of the Board of Directors and, therefore, cannot be ascertained at this time. No future grants of options or other stock awards will be made under the Northern Technologies International Corporation Amended and Restated 2019 Stock Incentive Plan or the Northern Technologies International Corporation Amended and Restated 2007 Stock Incentive Plan.

Plan Category	(a) Number of Securities to be Issued Upon Exercise of Outstanding Options, Warrants and Rights	(b) Weighted-Average Exercise Price of Outstanding Options, Warrants and Rights	(c) Number of Securities Remaining Available for Future Issuance Under Equity Compensation Plans (excluding securities reflected in column (a))
Equity compensation plans approved by security holders	1,752,665 ⁽¹⁾⁽²⁾	\$11.47	1,012,313 ⁽³⁾
Equity compensation plans not approved by security holders	—	—	—
Total	1,752,665 ⁽¹⁾⁽²⁾	\$11.47	1,012,313 ⁽³⁾

(1) Amount includes 365,250 shares of NTIC common stock issuable upon the exercise of stock options outstanding as of August 31, 2024 under the Northern Technologies International Corporation Amended and Restated 2007 Stock Incentive Plan, 1,387,415 shares of NTIC common stock issuable upon the exercise of stock options outstanding as of August 31, 2024 under the Northern Technologies International Corporation Amended and Restated 2019 Stock Incentive Plan, and 0 shares of NTIC common stock issuable upon the exercise of stock options and the vesting of restricted stock units outstanding as of August 31, 2024 under the Northern Technologies International Corporation 2024 Stock Incentive Plan.

- (2) Excludes employee stock purchase rights accruing under the Northern Technologies International Corporation Employee Stock Purchase Plan. Under such plan, each eligible employee may purchase up to 2,000 shares of NTIC common stock at semi-annual intervals on February 28th or 29th (as the case may be) and August 31st each year at a purchase price per share equal to 90% of the lower of (i) the closing sales price per share of NTIC common stock on the first day of the offering period or (ii) the closing sales price per share of NTIC common stock on the last day of the offering period.
- (3) Amount includes 957,059 shares available as of August 31, 2024 for future issuance under Northern Technologies International Corporation 2024 Stock Incentive Plan and 55,254 shares available at August 31, 2024 for future issuance under the Northern Technologies International Corporation Employee Stock Purchase Plan.

Item 13. CERTAIN RELATIONSHIPS AND RELATED TRANSACTIONS, AND DIRECTOR INDEPENDENCE

The information in the “Related Person Relationships and Transactions” and “Corporate Governance—Director Independence” sections of NTIC’s definitive proxy statement to be filed with the Securities and Exchange Commission with respect to NTIC’s next annual meeting of stockholders, which involves the election of directors, is incorporated in this annual report on Form 10-K by reference.

Item 14. PRINCIPAL ACCOUNTANT FEES AND SERVICES

The information in the “Proposal Three—Ratification of Selection of Independent Registered Public Accounting Firm—Audit, Audit-Related, Tax and Other Fees” and “Proposal Three—Ratification of Selection of Independent Registered Public Accounting Firm—Audit Committee Pre-Approval Policies and Procedures” sections of NTIC’s definitive proxy statement to be filed with the Securities and Exchange Commission with respect to NTIC’s next annual meeting of stockholders, which involves the election of directors, is incorporated in this annual report on Form 10-K by reference.

PART IV

Item 15. EXHIBIT AND FINANCIAL STATEMENT SCHEDULES

Financial Statements

NTIC's consolidated financial statements are included in Item 8 of Part III of this report.

Financial Statement Schedules

All financial statement schedules are omitted because they are inapplicable since NTIC is a smaller reporting company.

Exhibits

The exhibits being filed or furnished with this report are listed below. Each management contract or compensatory plan or arrangement required to be filed as an exhibit to this report is asterisked below.

A copy of any exhibits listed or referred to herein will be furnished at a reasonable cost to any person who is a stockholder upon receipt from any such person of a written request for any such exhibit. Such request should be sent to: Mr. Matthew Wolsfeld, Corporate Secretary, Northern Technologies International Corporation, 4201 Woodland Road, P.O. Box 69, Circle Pines, Minnesota 55014 Attn: Stockholder Information.

<u>Item No.</u>	<u>Item</u>	<u>Method of Filing</u>
3.1	Restated Certificate of Incorporation of Northern Technologies International Corporation	<u>Incorporated by reference to Exhibit 3.1 to NTIC's Quarterly Report on Form 10-Q for the fiscal quarter ended February 28, 2023 (File No. 001-11038)</u>
3.2	Third Amended and Restated Bylaws of Northern Technologies International Corporation	Filed herewith
4.1	Specimen Stock Certificate Representing Common Stock of Northern Technologies International Corporation	Incorporated by reference to Exhibit 4.1 to NTIC's Registration Statement on Form 10 (File No. 001-19331) (Filed on paper - hyperlink is not required pursuant to Rule 105 of Regulation S-T)
4.2	Description of Common Stock of Northern Technologies International Corporation	<u>Incorporated by reference to Exhibit 4.2 to NTIC's Annual Report on Form 10-K for the fiscal year ended August 31, 2023 (File No. 001-11038)</u>
10.1	Northern Technologies International Corporation 2024 Stock Incentive Plan*	<u>Incorporated by reference to Exhibit 10.1 to NTIC's Current Report on Form 8-K as filed with the Securities and Exchange Commission on January 19, 2024 (File No. 001-11038)</u>
10.2	Form of Incentive Stock Option Agreement for use with the Northern Technologies International Corporation 2024 Stock Incentive Plan*	<u>Incorporated by reference to Exhibit 10.2 to NTIC's Current Report on Form 8-K as filed with the Securities and Exchange Commission on January 19, 2024 (File No. 001-11038)</u>

Item No.	Item	Method of Filing
10.3	Form of Non-Statutory Stock Option Agreement for use with the Northern Technologies International Corporation 2024 Stock Incentive Plan*	<u>Incorporated by reference to Exhibit 10.3 to NTIC's Current Report on Form 8-K as filed with the Securities and Exchange Commission on January 19, 2024 (File No. 001-11038)</u>
10.4	Form of Restricted Stock Unit Award Agreement for use with the Northern Technologies International Corporation 2024 Stock Incentive Plan*	<u>Incorporated by reference to Exhibit 10.4 to NTIC's Current Report on Form 8-K as filed with the Securities and Exchange Commission on January 19, 2024 (File No. 001-11038)</u>
10.5	Northern Technologies International Corporation Amended and Restated 2019 Stock Incentive Plan*	<u>Incorporated by reference to Exhibit 10.1 to NTIC's Current Report on Form 8-K as filed with the Securities and Exchange Commission on January 15, 2021 (File No. 001-11038)</u>
10.6	Form of Incentive Stock Option Agreement for Northern Technologies International Corporation Amended and Restated 2019 Stock Incentive Plan*	<u>Incorporated by reference to Exhibit 10.2 to NTIC's Current Report on Form 8-K as filed with the Securities and Exchange Commission on January 25, 2019 (File No. 001-11038)</u>
10.7	Form of Non-Statutory Stock Option Agreement for Northern Technologies International Corporation Amended and Restated 2019 Stock Incentive Plan*	<u>Incorporated by reference to Exhibit 10.3 to NTIC's Current Report on Form 8-K as filed with the Securities and Exchange Commission on January 25, 2019 (File No. 001-11038)</u>
10.8	Northern Technologies International Corporation Amended and Restated 2007 Stock Incentive Plan*	<u>Incorporated by reference to Exhibit 10.1 to NTIC's Current Report on Form 8-K as filed with the Securities and Exchange Commission on January 24, 2011 (File No. 001-11038)</u>
10.9	Form of Incentive Stock Option Agreement for Northern Technologies International Corporation Amended and Restated 2007 Stock Incentive Plan*	<u>Incorporated by reference to Exhibit 10.2 to NTIC's Current Report on Form 8-K as filed with the Securities and Exchange Commission on January 24, 2011 (File No. 001-11038)</u>
10.10	Form of Non-Statutory Stock Option Agreement for Northern Technologies International Corporation Amended and Restated 2007 Stock Incentive Plan*	<u>Incorporated by reference to Exhibit 10.3 to NTIC's Current Report on Form 8-K as filed with the Securities and Exchange Commission on January 24, 2011 (File No. 001-11038)</u>
10.11	Northern Technologies International Corporation Employee Stock Purchase Plan*	<u>Incorporated by reference to Exhibit 10.11 to NTIC's Annual Report on Form 10-KSB for the fiscal year ended August 31, 2006 (File No. 001-11038)</u>

Item No.	Item	Method of Filing
10.12	Material Terms of Northern Technologies International Corporation Annual Bonus Plan*	<u>Incorporated by reference to Exhibit 10.6 to NTIC's Annual Report on Form 10-K for the fiscal year ended August 31, 2015 (File No. 001-11038)</u>
10.13	Form of Indemnification Agreement between Northern Technologies International Corporation and its Directors and Officers*	<u>Incorporated by reference to Exhibit 10.1 to NTIC's Current Report on Form 8-K as filed with the Securities and Exchange Commission on October 23, 2019 (File No. 001-11038)</u>
10.14	Executive Employment Agreement dated as of November 18, 2011 between Northern Technologies International Corporation and G. Patrick Lynch*	<u>Incorporated by reference to Exhibit 10.13 to NTIC's Annual Report on Form 10-K for the fiscal year ended August 31, 2011 (File No. 001-11038)</u>
10.15	Confidential Information, Inventions Assignment, Noncompetition and Non-Solicitation Agreement dated as of November 18, 2011 between Northern Technologies International Corporation and G. Patrick Lynch*	<u>Incorporated by reference to Exhibit 10.14 to NTIC's Annual Report on Form 10-K for the fiscal year ended August 31, 2011 (File No. 001-11038)</u>
10.16	Executive Employment Agreement dated as of November 18, 2011 between Northern Technologies International Corporation and Matthew C. Wolsfeld*	<u>Incorporated by reference to Exhibit 10.15 to NTIC's Annual Report on Form 10-K for the fiscal year ended August 31, 2011 (File No. 001-11038)</u>
10.17	Confidential Information, Inventions Assignment, Noncompetition and Non-Solicitation Agreement dated as of November 18, 2011 between Northern Technologies International Corporation and Matthew C. Wolsfeld*	<u>Incorporated by reference to Exhibit 10.16 to NTIC's Annual Report on Form 10-K for the fiscal year ended August 31, 2011 (File No. 001-11038)</u>
10.18	Credit Agreement between JPMorgan Chase Bank, N.A. and Northern Technologies International Corporation, dated December 19, 2022	<u>Incorporated by reference to Exhibit 10.1 to NTIC's Quarterly Report on Form 10-Q for the fiscal quarter ended February 28, 2023 (File No. 001-11038)</u>
10.19	Line of Credit Note, effective January 5, 2024, between Northern Technologies International Corporation and JPMorgan Chase Bank, N.A.	<u>Incorporated by reference to Exhibit 10.1 to NTIC's Quarterly Report on Form 10-Q for the fiscal quarter ended February 29, 2024 (File No. 001-11038)</u>
10.20	Consulting Agreement dated January 11, 2017 by and among Northern Technologies International Corporation, BioPlastic Polymers LLC, and Ramani Narayan, Ph.D.	<u>Incorporated by reference to Exhibit 10.2 to NTIC's Quarterly Report on Form 10-Q for the fiscal quarter ended November 30, 2016 (File No. 001-11038)</u>
10.21	Amendment to Consulting Agreement effective January 11, 2022 by and among Northern Technologies International Corporation, BioPlastic Polymers LLC, and Ramani Narayan, Ph.D.	<u>Incorporated by reference to Exhibit 10.24 to NTIC's Annual Report on Form 10-K for the fiscal year ended August 31, 2022 (File No. 001-11038)</u>

<u>Item No.</u>	<u>Item</u>	<u>Method of Filing</u>
10.22	Real Estate Purchase and Sales Contract dated July 7, 2021 between NTIC (Shanghai) Co., Ltd. And Shanghai FASTO Investment Group Limited Company (Official Chinese Version)	<u>Incorporated by reference to Exhibit 10.1 to NTIC's Current Report on Form 8-K as filed with the Securities and Exchange Commission on July 8, 2021 (File No. 001-11038)</u>
10.23	Unofficial English Summary of Real Estate Purchase and Sales Contract dated July 7, 2021 between NTIC (Shanghai) Co., Ltd. and Shanghai FASTO Investment Group Limited Company	<u>Incorporated by reference to Exhibit 10.2 to NTIC's Current Report on Form 8-K as filed with the Securities and Exchange Commission on July 8, 2021 (File No. 001-11038)</u>
14.1	Code of Ethics	<u>Incorporated by reference to Exhibit 14.1 to NTIC's Annual Report on Form 10-KSB for the fiscal year ended August 31, 2004 (File No. 001-11038)</u>
21.1	Subsidiaries of the Registrant	Filed herewith
23.1	Consent of Baker Tilly US, LLP	Filed herewith
31.1	Certification of President and Chief Executive Officer Pursuant to SEC Rule 13a-14(a), as adopted pursuant to Section 302 of the Sarbanes-Oxley Act of 2002	Filed herewith
31.2	Certification of Chief Financial Officer Pursuant to SEC Rule 13a-14(a), as adopted pursuant to Section 302 of the Sarbanes-Oxley Act of 2002	Filed herewith
32.1	Certification of President and Chief Executive Officer Pursuant to Rule 18 U.S.C. Section 1350, as adopted pursuant to Section 906 of the Sarbanes-Oxley Act of 2002	Furnished herewith
32.2	Certification of Chief Financial Officer Pursuant to Rule 18 U.S.C. Section 1350, as adopted pursuant to Section 906 of the Sarbanes-Oxley Act of 2002	Furnished herewith
97.1	Northern Technologies International Corporation Clawback Policy	<u>Incorporated by reference to Exhibit 97.1 to NTIC's Annual Report on Form 10-K for the fiscal year ended August 31, 2023 (File No. 001-11038)</u>

Item No.	Item	Method of Filing
101	The following materials from Northern Technologies International Corporation's Annual Report on Form 10-K for the fiscal year ended August 31, 2024, formatted in Inline XBRL (Extensible Business Reporting Language): (i) the Consolidated Balance Sheets, (ii) the Consolidated Statements of Operations, (iii) the Consolidated Statements of Comprehensive Income, (iv) the Consolidated Statements of Equity, (v) the Consolidated Statements of Cash Flows, and (vi) Notes to Consolidated Financial Statements	Filed herewith
104	Cover Page Interactive Data File (formatted as Inline XBRL and contained in Exhibit 101)	Contained in Exhibit 101

* A management contract or compensatory plan or arrangement.

Item 16. FORM 10-K SUMMARY

None.

SIGNATURES

Pursuant to the requirements of Section 13 or 15(d) of the Securities Exchange Act of 1934, the Registrant has duly caused this report to be signed on its behalf by the undersigned, thereunto duly authorized.

INTERNATIONAL

NORTHERN TECHNOLOGIES
CORPORATION

November 19, 2024

By: /s/ G. Patrick Lynch
G. Patrick Lynch
President and Chief Executive Officer

Pursuant to the requirements of the Securities Exchange Act of 1934, this report has been signed below by the following persons on behalf of the Registrant and in the capacities and on the dates indicated.

<u>Name</u>	<u>Title</u>	<u>Date</u>
<u>/s/ G. Patrick Lynch</u> G. Patrick Lynch	President and Chief Executive Officer and Director (principal executive officer)	November 19, 2024
<u>/s/ Matthew C. Wolsfeld, CPA</u> Matthew C. Wolsfeld, CPA	Chief Financial Officer and Corporate Secretary (principal financial and accounting officer)	November 19, 2024
<u>/s/ Richard J. Nigon</u> Richard J. Nigon	Chairman of the Board	November 19, 2024
<u>/s/ Nancy E. Calderon</u> Nancy E. Calderon	Director	November 19, 2024
<u>/s/ Sarah E. Kemp</u> Sarah E. Kemp	Director	November 19, 2024
<u>/s/ Sunggyu Lee, Ph.D.</u> Sunggyu Lee, Ph.D.	Director	November 19, 2024
<u>/s/ Ramani Narayan, Ph. D.</u> Ramani Narayan, Ph.D.	Director	November 19, 2024
<u>/s/ Cristina Pinho</u> Cristina Pinho	Director	November 19, 2024
<u>/s/ Konstantin von Falkenhausen</u> Konstantin von Falkenhausen	Director	November 19, 2024

Board of Directors

Mr. Richard J. Nigon
Chairman of the Board, NTIC
Senior Vice President, Cedar Point Capital, Inc.

Mr. G. Patrick Lynch
President & CEO, NTIC

Dr. Ramani Narayan
Distinguished Professor in the Department of
Chemical Engineering & Materials Science, Michigan
State University

Dr. Sunggyu Lee
Chief Technologist, Chemtech Innovators LLC

Mr. Konstantin von Falkenhausen
Partner, B Capital Partners AG

Ms. Sarah E. Kemp
Vice President, International Government Affairs, Intel
Corporation

Ms. Nancy E. Calderon
Former Partner, KPMG LLP

Ms. Cristina Pinho
Former Corporate Executive Director, Brazilian
Petroleum and Gas Institute

NTIC Executive Officers

Mr. G. Patrick Lynch
President & CEO

Mr. Matthew C. Wolsfeld
Chief Financial Officer, Treasurer and Corporate Secretary


Independent Registered Public Accounting Firm

Baker Tilly US, LLP
Minneapolis, MN

Transfer Agent and Registrar

For a response to questions regarding misplaced stock
certificates, changes of address or the consolidation
of accounts, please contact NTIC's transfer agent:

Broadridge Corporate Issuer Solutions, Inc.
51 Mercedes Way
Edgewood, NY 11717
(855) 588-5049
shareholder@broadridge.com



Investor Relations

Northern Technologies International Corporation
welcomes inquiries from its stockholders and other
interested investors. For further information on
NTIC'S activities or additional copies of this report,
please contact:

Investor Relations
Northern Technologies International Corporation
4201 Woodland Road, P.O. Box 69
Circle Pines, MN 55014
(763) 225-6600
investors@ntic.com
www.ntic.com

Stock Listing

NTIC's common stock is traded on the
Nasdaq Global Market under the symbol NTIC.

Annual Meeting

The annual meeting of stockholders will be held at
8:00 am (local time) on Friday, January 17, 2025 at
NTIC's corporate headquarters:

Northern Technologies International Corporation
4201 Woodland Road
Circle Pines, MN 55014
(763) 225-6600

